



**ANNA UNIVERSITY, CHENNAI
NON AUTONOMOUS AFFILIATED COLLEGES
REGULATIONS 2021**

B. E. CIVIL ENGINEERING

CHOICE BASED CREDIT SYSTEM

PROGRAMME EDUCATIONAL OBJECTIVES (PEOs)

Graduates of the programme B E Civil Engineering will

- I. Gain knowledge and skills in Civil engineering which will enable them to have a career and professional accomplishment in the public or private sector organizations
- II. Become consultants on complex real life Civil Engineering problems related to Infrastructure development especially housing, construction, water supply, sewerage, transport, spatial planning.
- III. Become entrepreneurs and develop processes and technologies to meet desired infrastructure needs of society and formulate solutions that are technically sound, Economically feasible, and socially acceptable.
- IV. Perform investigation for solving Civil Engineering problems by conducting research using modern equipment and software tools.
- V. Function in multi-disciplinary teams and advocate policies, systems, processes and equipment to support civil engineering

PROGRAM OUTCOMES (POs)

PO# Graduate Attribute

- 1 **Engineering knowledge:** Apply the knowledge of mathematics, science, engineering fundamentals, and an engineering specialization to the solution of complex engineering problems.
- 2 **Problem analysis:** Identify, formulate, review research literature, and analyze complex engineering problems reaching substantiated conclusions using first principles of Mathematics, natural sciences, and engineering sciences.
- 3 **Design/development of solutions:** Design solutions for complex engineering problems and design system components or processes that meet the specified needs with appropriate consideration for the public health and safety, and the cultural, societal, and environmental considerations.
- 4 **Conduct investigations of complex problems:** Use research-based knowledge and research methods including design of experiments, analysis and interpretation of data, and synthesis of the information to provide valid conclusions.
- 5 **Modern tool usage:** Create, select, and apply appropriate techniques, resources, and modern engineering and IT tools including prediction and modeling to complex engineering activities with an understanding of the limitations.
- 6 **The engineer and society:** Apply reasoning informed by the contextual knowledge to assess societal, health, safety, legal and cultural issues and the consequent responsibilities relevant to the professional engineering practice.

- 7 **Environment and sustainability:** Understand the impact of the professional engineering solutions in societal and environmental contexts, and demonstrate the knowledge of, and need for sustainable development.
- 8 **Ethics:** Apply ethical principles and commit to professional ethics and responsibilities and norms of the engineering practice.
- 9 **Individual and team work:** Function effectively as an individual, and as a member or leader in diverse teams, and in multidisciplinary settings.
- 10 **Communication:** Communicate effectively on complex engineering activities with the engineering community and with society at large, such as, being able to comprehend and write effective reports and design documentation, make effective presentations, and give and receive clear instructions.
- 11 **Project management and finance:** Demonstrate knowledge and understanding of the engineering and management principles and apply these to one's own work, as a member and leader in a team, to manage projects and in multidisciplinary environments.
- 12 **Life-long Learning:** Recognize the need for, and have the preparation and ability to engage in independent and life-long learning in the broadest context of technological change.

PROGRAM SPECIFIC OUTCOMES (PSOs)

On successful completion of the Civil Engineering Degree programme, the Graduates shall exhibit the following:

- PSO1** Knowledge of Civil Engineering discipline
Demonstrate in-depth knowledge of Civil Engineering discipline, with an ability to evaluate, analyze and synthesize existing and new knowledge.
- PSO2** Critical analysis of Civil Engineering problems and innovation
Critically analyze complex Civil Engineering problems, apply independent judgment for synthesizing information and make innovative advances in a theoretical, practical and policy context.
- PSO3** Conceptualization and evaluation of engineering solutions to Civil Engineering
Issues Conceptualize and solve Civil Engineering problems, evaluate potential solutions and arrive at technically feasible, economically viable and environmentally sound solutions with due consideration of health, safety, and socio cultural factors

PEO / PO Mapping:

PEOs	POs												PSOs		
	1	2	3	4	5	6	7	8	9	10	11	12	1	2	3
I	3	3	3	3	3	3	3	3	3	3	3	3	3	3	3
II	3	3	3	3	3	3	3	3	3	3	3	3	3	3	3
III	3	3	3	3	3	3	3	3	3	3	3	3	3	3	3
IV	3	3	3	3	3	3	3	3	3	3	3	3	3	3	3
V	3	3	3	3	3	3	3	3	3	3	3	3	3	3	3

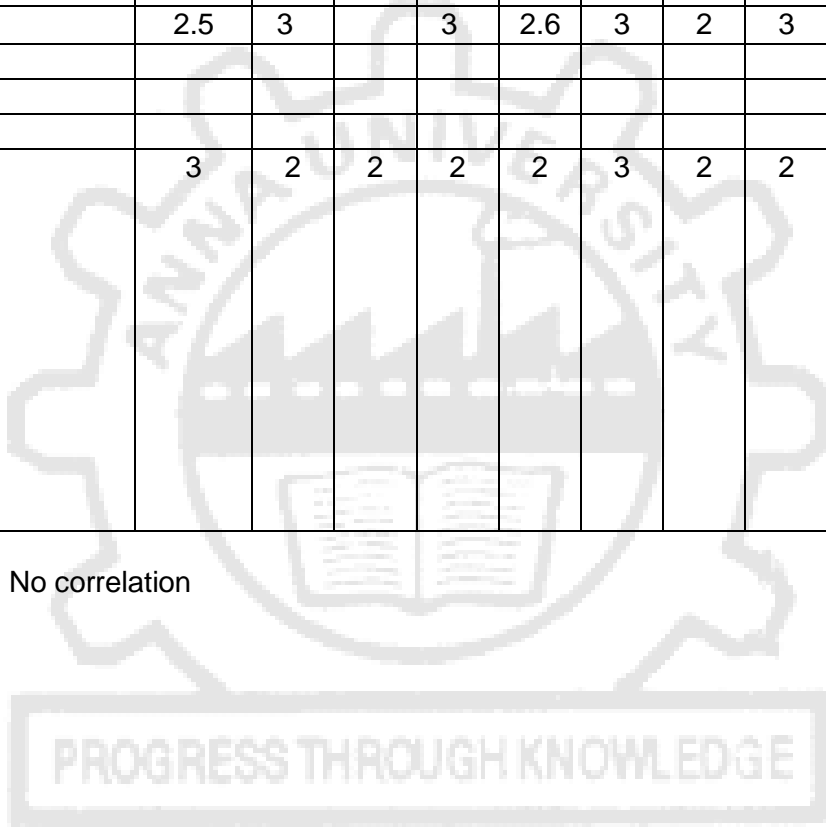
Mapping of Course Outcome and Programme Outcome

		Course Name	PO1	PO2	PO3	PO4	PO5	PO6	PO7	PO8	PO9	PO10	PO11	PO12	PSO1	PSO2	PSO3	
YEAR I	SEMESTER I	Professional English - I	1.6	2.2	1.8	2.2	1.5	3	3	3	1.6	3	3	3	-	-	-	
		Matrices and Calculus	3	3	1	1	0	0	0	0	0	2	0	2	3	-	-	-
		Engineering Physics	3	3	1.6	1.2	1.8	1	-	-	-	-	-	-	1	-	-	-
		Engineering Chemistry	2.8	1.3	1.6	1	-	1.5	1.8	-	-	-	-	-	1.5	-	-	-
		Problem Solving and Python Programming	2	3	3	3	2	-	-	-	-	-	-	2	2	3	3	
		தமிழர் மரபு /Heritage of Tamils																
		Problem Solving and Python Programming Laboratory	2	3	3	3	2	-	-	-	-	-	-	2	2	3	3	
		Physics and Chemistry Laboratory	3	2.4	2.6	1	1											
			2.6	1.3	1.6	1	1	1.4	1.8	-	-	-	-	-	1.3	-	-	-
	English Laboratory ^s	3	3	3	3	1	3	3	3	3	3	3	3	3	3	-	-	-
	SEMESTER II	Professional English - II	3	3	3	3	2.75	3	3	3	3	2.2	3	3	3	-	-	-
		Statistics and Numerical Methods	3	3	1	1	1	0	0	0	0	2	0	2	3	-	-	-
		Physics for Civil Engineering	3	1.75	2	2	1.2	1.4										
		Basic Electrical, Electronics and Instrumentation Engineering	2	1	1						1					-	-	-
		Engineering Graphics	3	1	2		2						3		2	2	2	
		தமிழரும் தொழில்நுட்பமும் / Tamils and Technology																
		NCC Credit Course Level 1 [#]																
		Engineering Practices Laboratory	3	2			1	1	1						2	2	1	1
Basic Electrical, Electronics and Instrumentation Engineering Laboratory		1.6	1.4	0.8	1.6					1.2	1.6							
Communication Laboratory / Foreign Language ^s	2.4	2.8	3	3	1.8	3	3	3	3	3	3	3	3	-	-	-		
YEAR II	SEMESTER III	Transforms and Partial Differential Equations	3	3	1	1	0	0	0	0	2	0	0	3	-	-	-	
		Engineering Mechanics	3	2	3	1	2							2	3	1	2	
		Fluid Mechanics	3	2	3	2	1	2	2	1	1	1	1	2	3	3	3	
		Surveying and Levelling	3	2	3	2	3	3	2	2	2		2	2	3	3	3	
		Construction Materials and Technology	2	2	1	2	1	1	2		1		2	2	3	2	2	
		Water Supply and Waste Water Engineering	3	3	3	2	2	3	3	2	2	2	2	3	3	2	2	
		Surveying and Levelling Laboratory	3	2	3	3	3	3	3	3	3	3	3	3	1	3	3	3
		Water and Waste Water Analysis Laboratory	2	2	2	2	2	2	2	2	3	2	2	2	3	2	2	2
		Professional Development																

YEAR II	SEMESTER IV	Applied Hydraulics Engineering	3	3	2	3	1	2	2	1	2	1	1	3	3	2	3	
		Strength of Materials	3	3	3	3	2	3	1	3	2	3	1	3	3	3	3	3
		Concrete Technology	3	1	2	2	1	3	3	2	1	1	1	2	3	2	2	3
		Soil Mechanics	3	3	2	2	2	1	1	1	2	1	2	3	2	2	2	3
		Highway and Railway Engineering	2	3	3	2	2	3	2	3	2	1	3	3	3	3	3	2
		Environmental Sciences and Sustainability**	2.8	1.8	1	1	-	2.2	2.4	-	-	-	-	-	1.8	-	-	-
		NCC Credit Course Level 2 [#]																
		Hydraulic Engineering Laboratory	3	3	2	3	1	2	2	1	2	1	1	2	3	2	2	1
		Materials Testing Laboratory	3	3	2	3	1	2	2	1	3	1	1	2	3	2	2	2
		Soil Mechanics Laboratory	1	2	3	3	1	1	1	1	3	1	1	3	2	3	3	3
YEAR III	SEMESTER V	Design of Reinforced Concrete Structural Elements	3	3	3	3	1	3	1	1	3	2	1	2	3	3	3	
		Structural Analysis I	3	3	3	3	1	3	1	1	3	2	1	1	3	3	3	
		Foundation Engineering	2	3	3	3	1	2	1	1	1	1	2	3	2	3	3	
		Professional Elective I																
		Professional Elective II																
		Professional Elective III																
		Mandatory Course-I ^{&}																
		Highway Engineering Laboratory	3	1	3	2	1	1	1	1	3	3	1	3	3	3	3	2
	Survey Camp (2 weeks)	3	3	2	3	3	2	2	2	2	2	2	3	3	3	3	3	
	SEMESTER VI	Design of Steel Structural Elements	2	2	3	2	2	2	2	2	2	1	2	2	2	2	3	
		Structural Analysis II	3	3	3	3	1	3	1	1	3	2	1	1	3	3	3	
		Engineering Geology	2	2	3	3	2	2	1	2	2	2	2	2	2	2	2	
		Professional Elective IV																
		Professional Elective V																
Professional Elective VI																		
Open Elective – I*																		
Mandatory Course-II ^{&}																		
NCC Credit Course Level 3 [#]																		
Building Drawing and Detailing Laboratory	3	2		2	2	3		2	3	2		2	3	2	2			

		Course Name	PO1	PO2	PO3	PO4	PO5	PO6	PO7	PO8	PO9	PO10	PO11	PO12	PSO1	PSO2	PSO3	
YEAR IV	SEMESTER VII	Estimation, Costing and Valuation Engineering	3	2	3	3	3	3	2	2	3	2	2	3	3	3	3	
		Hydrology and Water Resources Engineering	2	2	1	2	1	2	2	2	1	2	2	1	2	2	2	3
		Human Values and Ethics																
		Total Quality Management	2.5	3		3	2.6	3	2	3				3	2.5	2	3	
		Open Elective – II**																
		Open Elective – III***																
		Open Elective – IV***																
	SEMESTER VIII	Project Work/Internship	3	2	2	2	2	3	2	2	2	2	2	2	3	3	3	3

1 – Low; 2 – Medium; 3 – High; ‘-’ – No correlation



PROFESSIONAL ELECTIVE COURSES : VERTICALS

S. No.	Course Title	PO1	PO2	PO3	PO4	PO5	PO6	PO7	PO8	PO9	PO10	PO11	PO12	PSO1	PSO2	PSO3
1.	Concrete Structures	3	3	2	3	3	1	2	3	1	2	1	2	3	3	3
2.	Steel Structures	3	2	2	1	2	1	1	2	1	1	1	2	3	3	3
3.	Prefabricated Structures	3	2	3	2	2	3	1	3	2	2	1	2	3	2	2
4.	Prestressed Concrete Structures	3	2	3	1	1	1	1	2	1	1	1	2	3	1	2
5.	Rehabilitation/Heritage Restoration	3	2	3				1	1	1			1	1	1	2
6.	Dynamics and Earthquake Resistant Structures	3	3	3	2	2	2	2	1	1	1	1	2	3	3	3
7.	Introduction to Finite Element Method	3	3	2	2	2	1			3		1	2	3	2	2
8.	Formwork Engineering	2	3	3	2	1	1	2		3		2	2	3	2	2
9.	Construction Equipment And Machinery	2	2	3	2	2	3	3	2	3	2	2	2	2	2	3
10.	Sustainable Construction and Lean Construction	3	1	3	2	2	2	3	1	1	1	3	2	3	3	3
11.	Digitalized Construction Laboratory	2	2	3	2	3	3	3	2	3	2	3	3	2	2	3
12.	Construction Management and Safety	2	3	2	2	3	2	1	2	2	3	3	1	2	2	3
13.	Advanced Construction Techniques	2	3	3	3	2	2	2	1	1	1	2	1	3	3	3
14.	Energy Efficient Buildings	3	2	3	2	1	1	1	3	2	3		3	3	3	3
15.	Geoenvironmental Engineering	1	1	2	2	1	2	3	2	3	2	1	3	2	2	3
16.	Ground Improvement Techniques	2	3	3	2	3	3	2	1	2	1	1	3	3	3	3
17.	Soil Dynamics and Machine Foundations	2	3	3	3	2	3	2	3	2	1	1	3	3	3	3
18.	Rock Mechanics	3	3	3	2	3	3	3	2	2	1	3	3	3	2	3

19.	Earth and Earth Retaining Structures	3	3	3	3	3	3	2	2	2	2	3	3	3	3	3
20.	Pile Foundation	2	3	3	2	2	1	1	1	2	2	1	3	3	2	3
21.	Tunneling Engineering	2	2	2	1	1	2	1	1	1	1	1	3	2	3	3
22.	Total Station and GPS Surveying	3	3	3	3	3	3	3	3	3	2	2	3	3	3	3
23.	Remote Sensing concepts	2	3	2	3	3	3	3	3	3	3	1	2	3	3	3
24.	Satellite Image Processing	3	3	3	3	3	3	2	2	2	2	3	2	3	3	3
25.	Cartography and GIS	3	1	2	2	3	3	3	3	3	3	3	2	3	3	3
26.	Photogrammetry	3	3	3	3	3	2	3	3	3	3	3	3	3	3	3
27.	Airborne and Terrestrial Laser mapping	3	3	3	3	3	3					3	3	3	3	3
28.	Hydrographic Surveying	3	2	3	3	3	3	3	3	3	3	3	3	3	3	3
29.	Airports and Harbours	3	3	3	2	2	3	2	3	2		1	2	3	3	3
30.	Traffic Engineering and Management	3	2	3	2	2	2	1	2	2	2	3	1	2	2	3
31.	Urban Planning and Development	3	2	2	2	2	3	2	2	2	2	3	2	2	2	2
32.	Smart cities	3	2	3	2	2	2	3	2	2	2	3	2	3	3	3
33.	Intelligent Transportation Systems	2	2	2	3	3	2	2	2	3	2	3	2	3	2	3
34.	Pavement Engineering	3	3	3	2	2	3	2	3	2	1	3	3	3	3	2
35.	Transportation Planning Process	2	3	3	2	2	2	1	3	3	2	3	3	3	3	2
36.	Climate Change Adaptation and Mitigation	2	3	2	2	3	2	3		3	1	3	2	2	2	3
37.	Air and Noise Pollution Control Engineering	2	3	3	3	3	2	2	1	2	1	2	2	2	2	2
38.	Environmental Impact Assessment	3	2	3	2	2	2	2	3	3	2	1	1	2	2	2
39.	Industrial Wastewater Management	2	3	3	2	2	1	2	3	3	2	3	2	2	2	3
40.	Solid and Hazardous Waste Management	3	2	3	2	2	2	2	2	2	1	2	1	3	2	3
41.	Environmental Policy and Legislations	2	3	2	3	3	2	3	3		1	1	2	3	2	2
42.	Environment Health and	2	2	2	2	2	3	2	1	3	2	3	2	3	3	2

	Safety															
43.	Irrigation Engineering and Drawing	2	2	2	2	2	3	2	1	3	2	3	2	3	3	2
44.	Groundwater Engineering	2	2	3	3	3	3	3	3	3	2	2	2	3	3	3
45.	Water Resources Systems Engineering	3	3	3	3	3	3	2	2	3	2	3	3	3	3	3
46.	Watershed Conservation and Management	2	2	2	2	1	2	2	1	2	2	1	2	2	2	2
47.	Integrated Water Resources Management	2	1	2	2	1	3	3	2	3	3	3	3	2	2	2
48.	Urban Water Infrastructure	3	3	2	3	2	2	2	3	1	3	2	2	3	2	2
49.	Water Quality and Management	3	3	3	3	3	2	2	3	2	3	2	3	3	3	3
50.	Ocean Wave Dynamics	3	3	3	3	3	3	2	3	2	2	3	3	3	3	2
51.	Marine Geotechnical Engineering	3	2	2	1	1	2	1	2	2	1	2	2	3	2	2
52.	Coastal Engineering	3	3	3	3	3	3	2	3	3	3	3	3	3	3	2
53.	Off shore Structures	3	2	2	1	2	2	2	1	2	1	1	2	3	2	2
54.	Port and Harbour Engineering	3	3	3	2	2	2	1	3	3	2	1	2	3	3	3
55.	Coastal Hazards and Mitigation	2	3	3	2	3	3	2	2	2	3	2	2	3	2	2
56.	Coastal Zone Management and Remote Sensing	2	3	3	2	3	3	2	2		3	1	2		3	3
57.	Steel Concrete Composite Structures	3	3	3	2	2	2	1	2	2	2	1	2	2	3	3
58.	Finance For Engineers	2	3	1	2	1	1	1	1	1	1	3	1	1	1	1
59.	Earth and Rockfill Dams	3	3	3	2	3	3	3	2	2	1	3	3	3	2	3
60.	Computational Fluid Dynamics	3	2	3	2	2	2	1	1	2	2	2	1	2	2	3
61.	Rainwater Harvesting	2	2	2	2	2	2	2	2	1	1	2	2	2	2	2
62.	Transport and Environment	3	3	3	2	2	3	2	3	2	1	2		3	2	3
63.	Environmental Quality Monitoring	3	2	2	2	3	3	2	2		2	2	2	2	2	2

ANNA UNIVERSITY, CHENNAI
NON-AUTONOMOUS AFFILIATED COLLEGES
REGULATIONS 2021
CHOICE BASED CREDIT SYSTEM
B. E. CIVIL ENGINEERING
CURRICULUM AND SYLLABI FOR SEMESTERS I TO VIII

SEMESTER I

S. NO.	COURSE CODE	COURSE TITLE	CATE-GORY	PERIODS PER WEEK			TOTAL CONTACT PERIODS	CREDITS
				L	T	P		
1.	IP3151	Induction Programme	-	-	-	-	-	0
THEORY								
2.	HS3152	Professional English - I	HSMC	3	0	0	3	3
3.	MA3151	Matrices and Calculus	BSC	3	1	0	4	4
4.	PH3151	Engineering Physics	BSC	3	0	0	3	3
5.	CY3151	Engineering Chemistry	BSC	3	0	0	3	3
6.	GE3151	Problem Solving and Python Programming	ESC	3	0	0	3	3
7.	GE3152	தமிழர் மரபு /Heritage of Tamils	HSMC	1	0	0	1	1
PRACTICALS								
8.	GE3171	Problem Solving and Python Programming Laboratory	ESC	0	0	4	4	2
9.	BS3171	Physics and Chemistry Laboratory	BSC	0	0	4	4	2
10.	GE3172	English Laboratory [§]	EEC	0	0	2	2	1
TOTAL				16	1	10	27	22

[§] Skill Based Course

SEMESTER II

S. NO.	COURSE CODE	COURSE TITLE	CATE-GORY	PERIODS PER WEEK			TOTAL CONTACT PERIODS	CREDITS
				L	T	P		
THEORY								
1.	HS3252	Professional English - II	HSMC	2	0	0	2	2
2.	MA3251	Statistics and Numerical Methods	BSC	3	1	0	4	4
3.	PH3201	Physics for Civil Engineering	BSC	3	0	0	3	3
4.	BE3252	Basic Electrical, Electronics and Instrumentation Engineering	ESC	3	0	0	3	3
5.	GE3251	Engineering Graphics	ESC	2	0	4	6	4
6.		NCC Credit Course Level 1 [#]	-	2	0	0	2	2 [#]
7.	GE3252	தமிழரும் தொழில்நுட்பமும் / Tamils and Technology	HSMC	1	0	0	1	1
PRACTICALS								
8.	GE3271	Engineering Practices Laboratory	ESC	0	0	4	4	2
9.	BE3272	Basic Electrical, Electronics and Instrumentation Engineering Laboratory	ESC	0	0	4	4	2
10.	GE3272	Communication Laboratory / Foreign Language [§]	EEC	0	0	4	4	2
TOTAL				14	1	16	31	23

[#] NCC Credit Course level 1 is offered for NCC students only. The grades earned by the students will be recorded in the Mark Sheet, however the same shall not be considered for the computation of CGPA

[§] Skill Based Course

SEMESTER III

S. NO.	COURSE CODE	COURSE TITLE	CATEGORY	PERIODS PER WEEK			TOTAL CONTACT PERIODS	CREDITS
				L	T	P		
THEORY								
1.	MA3351	Transforms and Partial Differential Equations	BSC	3	1	0	4	4
2.	ME3351	Engineering Mechanics	ESC	3	0	0	3	3
3.	CE3301	Fluid Mechanics	PCC	3	0	0	3	3
4.	CE3302	Construction Materials and Technology	PCC	3	0	0	3	3
5.	CE3303	Water Supply and Wastewater Engineering	PCC	4	0	0	4	4
6.	CE3351	Surveying and Levelling	PCC	3	0	0	3	3
PRACTICALS								
7.	CE3361	Surveying and Levelling Laboratory	PCC	0	0	3	3	1.5
8.	CE3311	Water and Wastewater Analysis Laboratory	PCC	0	0	3	3	1.5
9.	GE3361	Professional Development §	EEC	0	0	2	2	1
TOTAL				19	1	8	28	24

§ Skill Based Course

SEMESTER IV

S. NO.	COURSE CODE	COURSE TITLE	CATEGORY	PERIODS PER WEEK			TOTAL CONTACT PERIODS	CREDITS
				L	T	P		
THEORY								
1.	CE3401	Applied Hydraulics Engineering	PCC	3	1	0	4	4
2.	CE3402	Strength of Materials	PCC	3	0	0	3	3
3.	CE3403	Concrete Technology	PCC	3	0	0	3	3
4.	CE3404	Soil Mechanics	PCC	3	0	0	3	3
5.	CE3405	Highway and Railway Engineering	PCC	3	0	0	3	3
6.	GE3451	Environmental Sciences and Sustainability	BSC	2	0	0	2	2
7.		NCC Credit Course Level 2 [#]		3	0	0	3	3 [#]
PRACTICALS								
8.	CE3411	Hydraulic Engineering Laboratory	PCC	0	0	3	3	1.5
9.	CE3412	Materials Testing Laboratory	PCC	0	0	4	4	2
10.	CE3413	Soil Mechanics Laboratory	PCC	0	0	3	3	1.5
TOTAL				17	1	10	28	23

[#] NCC Credit Course level 2 is offered for NCC students only. The grades earned by the students will be recorded in the Mark Sheet, however the same shall not be considered for the computation of CGPA

SEMESTER V

S. NO.	COURSE CODE	COURSE TITLE	CATE GORY	PERIODS PER WEEK			TOTAL CONTACT PERIODS	CREDITS
				L	T	P		
THEORY								
1.	CE3501	Design of Reinforced Concrete Structural Elements	PCC	3	0	0	3	3
2.	CE3502	Structural Analysis I	PCC	3	0	0	3	3
3.	CE3503	Foundation Engineering	PCC	3	0	0	3	3
4.		Professional Elective I	PEC	3	0	0	3	3
5.		Professional Elective II	PEC	3	0	0	3	3
6.		Professional Elective III	PEC	3	0	0	3	3
7.		Mandatory Course-I ^{&}	MC	3	0	0	3	Non-credit course
PRACTICALS								
8.	CE3511	Highway Engineering Laboratory	PCC	0	0	4	4	2
9.	CE3512	Survey Camp (2 weeks)	EEC	0	0	0	0	1
TOTAL				21	0	4	25	21

[&] Mandatory Course-I is a Non-credit Course (Student shall select one course from the list given under MC-I)

SEMESTER VI

S. NO.	COURSE CODE	COURSE TITLE	CATE GORY	PERIODS PER WEEK			TOTAL CONTACT PERIODS	CREDITS
				L	T	P		
THEORY								
1.	CE3601	Design of Steel Structural Elements	PCC	3	0	0	3	3
2.	CE3602	Structural Analysis II	PCC	3	0	0	3	3
3.	AG3601	Engineering Geology	PCC	3	0	0	3	3
4.		Professional Elective IV	PEC	3	0	0	3	3
5.		Professional Elective V	PEC	3	0	0	3	3
6.		Professional Elective VI	PEC	3	0	0	3	3
7.		Open Elective – I*	OEC	3	0	0	3	3
8.		Mandatory Course-II ^{&}	MC	3	0	0	3	Non-credit course
9.		NCC Credit Course Level 3 [#]		3	0	0	3	3 [#]
PRACTICALS								
10.	CE3611	Building Drawing and Detailing Laboratory	PCC	0	0	4	4	2
TOTAL				24	0	4	28	23

*Open Elective – I shall be chosen from the emerging technologies

[&] Mandatory Course-II is a Non-credit Course (Student shall select one course from the list given under MC-II)

[#] NCC Credit Course level 3 is offered for NCC students only. The grades earned by the students will be recorded in the Mark Sheet, however the same shall not be considered for the computation of CGPA

SEMESTER VII/VIII*

S. NO.	COURSE CODE	COURSE TITLE	CATE GORY	PERIODS PER WEEK			TOTAL CONTACT PERIODS	CREDITS
				L	T	P		
THEORY								
1.	CE3701	Estimation, Costing and Valuation Engineering	PCC	3	0	0	3	3
2.	AI3404	Hydrology and Water Resources Engineering	PCC	3	0	0	3	3
3.	GE3791	Human Values and Ethics	HSMC	2	0	0	2	2
4.	GE3752	Total Quality Management	HSMC	3	0	0	3	3
5.		Open Elective – II**	OEC	3	0	0	3	3
6.		Open Elective – III***	OEC	3	0	0	3	3
7.		Open Elective – IV***	OEC	3	0	0	3	3
TOTAL				19	0	2	21	20

*If students undergo internship in Semester VII, then the courses offered during semester VII will be offered during semester VIII

**Open Elective – II shall be chosen from the emerging technologies

***Open Elective III and IV (Shall be chosen from the list of open electives offered by other Programmes)

SEMESTER VIII/VII*

S. NO.	COURSE CODE	COURSE TITLE	CATE GORY	PERIODS PER WEEK			TOTAL CONTACT PERIODS	CREDITS
				L	T	P		
PRACTICALS								
1.	CE3811	Project Work/Internship	EEC	0	0	20	20	10
TOTAL				0	0	20	20	10

*If students undergo internship in Semester VII, then the courses offered during semester VII will be offered during semester VIII

TOTAL CREDITS: 166

PROGRESS THROUGH KNOWLEDGE

MANDATORY COURSES I*


S. NO.	COURSE CODE	COURSE TITLE	CATE GORY	PERIODS PER WEEK			TOTAL CONTACT PERIODS
				L	T	P	
1.	MX3081	Introduction to Women and Gender Studies	MC	3	0	0	3
2.	MX3082	Elements of Literature	MC	3	0	0	3
3.	MX3083	Film Appreciation	MC	3	0	0	3
4.	MX3084	Disaster Risk Reduction and Management	MC	3	0	0	3

*Mandatory Courses are offered as Non-Credit Courses

MANDATORY COURSES II*

S. NO.	COURSE CODE	COURSE TITLE	CATEGORY	PERIODS PER WEEK			TOTAL CONTACT PERIODS
				L	T	P	
1.	MX3085	Well Being with Traditional Practices - Yoga, Ayurveda and Siddha	MC	3	0	0	3
2.	MX3086	History of Science and Technology in India	MC	3	0	0	3
3.	MX3087	Political and Economic Thought for a Humane Society	MC	3	0	0	3
4.	MX3088	State, Nation Building and Politics in India	MC	3	0	0	3
5.	MX3089	Industrial Safety	MC	3	0	0	3

***Mandatory Courses are offered as Non-Credit Courses**



PROFESSIONAL ELECTIVE COURSES : VERTICALS

VERTICAL I (Structures)	VERTICAL II (Construction techniques and Practices)	VERTICAL III (Geotechnical)	VERTICAL IV (Geo- Informatics)	VERTICAL V (Transportation infrastructure)	VERTICAL VI (Environment)	VERTICAL VII (Water Resources)	VERTICAL VIII (Ocean Engineering)	VERTICAL IX (Diversified Course)
Concrete Structures	Formwork Engineering	Geo- Environmental Engineering	Total Station and GPS Surveying	Airports and Harbours	Climate Change Adaptation and Mitigation	Irrigation Engineering and Drawing	Ocean Wave Dynamics	Steel Concrete Composite Structures
Steel Structures	Construction Equipment and Machinery	Ground Improvement Techniques	Remote Sensing Concepts	Traffic Engineering and Management	Air and Noise Pollution Control Engineering	Groundwater Engineering	Marine Geotechnical Engineering	Finance For Engineers
Prefabricated Structures	Sustainable Construction and Lean Construction	Soil Dynamics and Machine Foundations	Satellite Image Processing	Urban Planning and Development	Environmental Impact Assessment	Water Resources Systems Engineering	Coastal Engineering	Earth and Rockfill Dams
Prestressed Concrete Structures	Digitalized Construction Lab	Rock Mechanics	Cartography and GIS	Smart cities	Industrial Wastewater Management	Watershed Conservation and Management	Off shore Structures	Computational Fluid Dynamics
Rehabilitation/ Heritage Restoration	Construction Management and Safety	Earth and Earth Retaining Structures	Photogrammetry	Intelligent Transportation Systems	Solid and Hazardous Waste Management	Integrated Water Resources Management	Port and Harbour Engineering	Rainwater Harvesting
Dynamics and Earthquake Resistant Structures	Advanced Construction Techniques	Pile Foundation	Airborne and Terrestrial laser mapping	Pavement Engineering	Environmental Policy and Legislations	Urban Water Infrastructure	Coastal Hazards and Mitigation	Transport and Environment
Introduction to Finite Element Method	Energy Efficient Buildings	Tunneling Engineering	Hydrographic Surveying	Transportation planning Process	Environment, Health and Safety	Water Quality and Management	Coastal Zone Management and Remote Sensing	Environmental quality Monitoring

Registration of Professional Elective Courses from Verticals:

Refer to the **Regulations 2021, Clause 6.3. (Amended on 27.07.2023)**

PROFESSIONAL ELECTIVE COURSES : VERTICALS**VERTICAL I: STRUCTURES**

S. NO.	COURSE CODE	COURSE TITLE	CATE GORY	PERIODS PER WEEK			TOTAL CONTACT PERIODS	CREDITS
				L	T	P		
1.	CE3001	Concrete Structures	PEC	3	0	0	3	3
2.	CE3002	Steel Structures	PEC	3	0	0	3	3
3.	CE3003	Prefabricated Structures	PEC	3	0	0	3	3
4.	CE3004	Prestressed Concrete Structures	PEC	3	0	0	3	3
5.	CE3005	Rehabilitation/Heritage Restoration	PEC	3	0	0	3	3
6.	CE3006	Dynamics and Earthquake Resistant Structures	PEC	3	0	0	3	3
7.	CE3007	Introduction to Finite Element Method	PEC	3	0	0	3	3

VERTICAL II: CONSTRUCTION TECHNIQUES AND PRACTICES

S. NO.	COURSE CODE	COURSE TITLE	CATE GORY	PERIODS PER WEEK			TOTAL CONTACT PERIODS	CREDITS
				L	T	P		
1.	CE3008	Formwork Engineering	PEC	3	0	0	3	3
2.	CE3009	Construction Equipment and Machinery	PEC	3	0	0	3	3
3.	CE3010	Sustainable Construction And Lean Construction	PEC	3	0	0	3	3
4.	CE3011	Digitalized Construction Lab	PEC	0	0	6	6	3
5.	CE3012	Construction Management and Safety	PEC	2	0	2	4	3
6.	CE3013	Advanced Construction Techniques	PEC	3	0	0	3	3
7.	CE3014	Energy Efficient Buildings	PEC	3	0	0	3	3

VERTICAL III: GEOTECHNICAL

S. NO.	COURSE CODE	COURSE TITLE	CATE GORY	PERIODS PER WEEK			TOTAL CONTACT PERIODS	CREDITS
				L	T	P		
1.	CE3015	Geoenvironmental Engineering	PEC	3	0	0	3	3
2.	CE3016	Ground Improvement Techniques	PEC	3	0	0	3	3
3.	CE3017	Soil Dynamics and Machine Foundations	PEC	3	0	0	3	3
4.	CE3018	Rock Mechanics	PEC	3	0	0	3	3
5.	CE3019	Earth and Earth Retaining Structures	PEC	3	0	0	3	3
6.	CE3020	Pile Foundation	PEC	3	0	0	3	3
7.	CE3021	Tunneling Engineering	PEC	3	0	0	3	3

VERTICAL IV: GEO-INFORMATICS

S. NO.	COURSE CODE	COURSE TITLE	CATE GORY	PERIODS PER WEEK			TOTAL CONTACT PERIODS	CREDITS
				L	T	P		
1.	GI3492	Total Station and GPS Surveying	PEC	3	0	0	3	3
2.	CE3022	Remote Sensing Concepts	PEC	3	0	0	3	3
3.	CE3023	Satellite Image Processing	PEC	3	0	0	3	3
4.	GI3491	Cartography and GIS	PEC	3	0	0	3	3
5.	GI3391	Photogrammetry	PEC	3	0	0	3	3
6.	GI3691	Airborne and Terrestrial Laser Mapping	PEC	3	0	0	3	3
7.	CE3024	Hydrographic Surveying	PEC	3	0	0	3	3

VERTICAL V: TRANSPORTATION INFRASTRUCTURE

S. NO.	COURSE CODE	COURSE TITLE	CATE GORY	PERIODS PER WEEK			TOTAL CONTACT PERIODS	CREDITS
				L	T	P		
1.	CE3025	Airports and Harbours	PEC	3	0	0	3	3
2.	CE3026	Traffic Engineering and Management	PEC	3	0	0	3	3
3.	CE3027	Urban Planning and Development	PEC	3	0	0	3	3
4.	CE3028	Smart Cities	PEC	3	0	0	3	3
5.	CE3029	Intelligent Transportation Systems	PEC	3	0	0	3	3
6.	CE3030	Pavement Engineering	PEC	3	0	0	3	3
7.	CE3031	Transportation Planning Process	PEC	3	0	0	3	3

VERTICAL VI: ENVIRONMENT

S. NO.	COURSE CODE	COURSE TITLE	CATE GORY	PERIODS PER WEEK			TOTAL CONTACT PERIODS	CREDITS
				L	T	P		
1.	CE3032	Climate Change Adaptation and Mitigation	PEC	3	0	0	3	3
2.	CCE331	Air and Noise Pollution Control Engineering	PEC	3	0	0	3	3
3.	CCE333	Environmental Impact Assessment	PEC	3	0	0	3	3
4.	CCE334	Industrial Wastewater Management	PEC	3	0	0	3	3
5.	CE3033	Solid and Hazardous Waste Management	PEC	3	0	0	3	3
6.	CE3034	Environmental Policy and Legislations	PEC	3	0	0	3	3
7.	CCE332	Environmental Health and Safety	PEC	3	0	0	3	3

VERTICAL VII: WATER RESOURCES

S. NO.	COURSE CODE	COURSE TITLE	CATEGORY	PERIODS PER WEEK			TOTAL CONTACT PERIODS	CREDITS
				L	T	P		
1.	CE3035	Irrigation Engineering and Drawing	PEC	2	0	2	4	3
2.	CE3036	Ground Water Engineering	PEC	3	0	0	3	3
3.	CE3037	Water Resources Systems Engineering	PEC	3	0	0	3	3
4.	CE3038	Watershed Conservation and Management	PEC	3	0	0	3	3
5.	CE3039	Integrated Water Resources Management	PEC	3	0	0	3	3
6.	CE3040	Urban Water Infrastructure	PEC	3	0	0	3	3
7.	CE3041	Water Quality and Management	PEC	3	0	0	3	3

VERTICAL VIII: OCEAN ENGINEERING

S. NO.	COURSE CODE	COURSE TITLE	CATEGORY	PERIODS PER WEEK			TOTAL CONTACT PERIODS	CREDITS
				L	T	P		
1.	CE3042	Ocean Wave Dynamics	PEC	3	0	0	3	3
2.	CE3043	Marine Geotechnical Engineering	PEC	3	0	0	3	3
3.	CE3044	Coastal Engineering	PEC	3	0	0	3	3
4.	CE3045	Offshore Structures	PEC	3	0	0	3	3
5.	CE3046	Port and Harbour Engineering	PEC	3	0	0	3	3
6.	CE3047	Coastal Hazards and Mitigation	PEC	3	0	0	3	3
7.	CE3048	Coastal Zone Management and Remote Sensing	PEC	3	0	0	3	3

VERTICAL IX: DIVERSIFIED COURSES

S. NO.	COURSE CODE	COURSE TITLE	CATEGORY	PERIODS PER WEEK			TOTAL CONTACT PERIODS	CREDITS
				L	T	P		
1.	CE3049	Steel Concrete Composite Structures	PEC	3	0	0	3	3
2.	CE3050	Finance for Engineers	PEC	3	0	0	3	3
3.	CE3051	Earth and Rockfill Dams	PEC	3	0	0	3	3
4.	CE3052	Computational Fluid Dynamics	PEC	3	0	0	3	3
5.	CE3053	Rainwater Harvesting	PEC	3	0	0	3	3
6.	CE3054	Transport and Environment	PEC	3	0	0	3	3
7.	CE3055	Environmental Quality Monitoring	PEC	3	0	0	3	3

OPEN ELECTIVES

(Students shall choose the open elective courses, such that the course contents are not similar to any other course contents/title under other course categories)

**OPEN ELECTIVE I AND II
(EMERGING TECHNOLOGIES)**

To be offered other than Faculty of Information and Communication Engineering

SL. NO.	COURSE CODE	COURSE TITLE	CATE GORY	PERIODS PER WEEK			TOTAL CONTACT PERIODS	CREDITS
				L	T	P		
1.	OCS351	Artificial Intelligence and Machine Learning Fundamentals	OEC	2	0	2	4	3
2.	OCS352	IoT Concepts and Applications	OEC	2	0	2	4	3
3.	OCS353	Data Science Fundamentals	OEC	2	0	2	4	3
4.	CCS333	Augmented Reality /Virtual Reality	OEC	2	0	2	4	3

OPEN ELECTIVES – III

SL. NO.	COURSE CODE	COURSE TITLE	CATE GORY	PERIODS PER WEEK			TOTAL CONTACT PERIODS	CREDITS
				L	T	P		
1.	OHS351	English for Competitive Examinations	OEC	3	0	0	3	3
2.	OMG352	NGOs and Sustainable Development	OEC	3	0	0	3	3
3.	OMG353	Democracy and Good Governance	OEC	3	0	0	3	3
4.	CME365	Renewable Energy Technologies	OEC	3	0	0	3	3
5.	OME354	Applied Design Thinking	OEC	3	0	0	3	3
6.	MF3003	Reverse Engineering	OEC	3	0	0	3	3
7.	OPR351	Sustainable Manufacturing	OEC	3	0	0	3	3
8.	AU3791	Electric and Hybrid Vehicles	OEC	3	0	0	3	3
9.	OAS352	Space Engineering	OEC	3	0	0	3	3
10.	OIM351	Industrial Management	OEC	3	0	0	3	3
11.	OIE354	Quality Engineering	OEC	3	0	0	3	3
12.	OSF351	Fire Safety Engineering	OEC	3	0	0	3	3
13.	OML351	Introduction to Non-Destructive Testing	OEC	3	0	0	3	3
14.	OMR351	Mechatronics	OEC	3	0	0	3	3
15.	ORA351	Foundation of Robotics	OEC	3	0	0	3	3
16.	OAE352	Fundamentals of Aeronautical Engineering	OEC	3	0	0	3	3
17.	OGI351	Remote Sensing Concepts	OEC	3	0	0	3	3
18.	OAI351	Urban Agriculture	OEC	3	0	0	3	3
19.	OEN351	Drinking Water Supply and Treatment	OEC	3	0	0	3	3
20.	OEE352	Electric Vehicle Technology	OEC	3	0	0	3	3

21.	OEI353	Introduction to PLC Programming	OEC	3	0	0	3	3
22.	OCH351	Nano Technology	OEC	3	0	0	3	3
23.	OCH352	Functional Materials	OEC	3	0	0	3	3
24.	OFD352	Traditional Indian Foods	OEC	3	0	0	3	3
25.	OFD353	Introduction to Food Processing	OEC	3	0	0	3	3
26.	OPY352	IPR for Pharma Industry	OEC	3	0	0	3	3
27.	OTT351	Basics of Textile Finishing	OEC	3	0	0	3	3
28.	OTT352	Industrial Engineering for Garment Industry	OEC	3	0	0	3	3
29.	OTT353	Basics of Textile Manufacture	OEC	3	0	0	3	3
30.	OPE351	Introduction to Petroleum Refining and Petrochemicals	OEC	3	0	0	3	3
31.	CPE334	Energy Conservation and Management	OEC	3	0	0	3	3
32.	OPT351	Basics of Plastics Processing	OEC	3	0	0	3	3
33.	OEC351	Signals and Systems	OEC	3	0	0	3	3
34.	OEC352	Fundamentals of Electronic Devices and Circuits	OEC	3	0	0	3	3
35.	CBM348	Foundation Skills in Integrated Product Development	OEC	3	0	0	3	3
36.	CBM333	Assistive Technology	OEC	3	0	0	3	3
37.	OMA352	Operations Research	OEC	3	0	0	3	3
38.	OMA353	Algebra and Number Theory	OEC	3	0	0	3	3
39.	OMA354	Linear Algebra	OEC	3	0	0	3	3
40.	OBT352	Basics of Microbial Technology	OEC	3	0	0	3	3
41.	OBT353	Basics of Biomolecules	OEC	3	0	0	3	3
42.	OBT354	Fundamentals of Cell and Molecular Biology	OEC	3	0	0	3	3

OPEN ELECTIVES – IV

SL. NO.	COURSE CODE	COURSE TITLE	CATE GORY	PERIODS PER WEEK			TOTAL CONTACT PERIODS	CREDITS
				L	T	P		
1.	OHS352	Project Report Writing	OEC	3	0	0	3	3
2.	OMA355	Advanced Numerical Methods	OEC	3	0	0	3	3
3.	OMA356	Random Processes	OEC	3	0	0	3	3
4.	OMA357	Queuing and Reliability Modelling	OEC	3	0	0	3	3
5.	OMG354	Production and Operations Management for Entrepreneurs	OEC	3	0	0	3	3
6.	OMG355	Multivariate Data Analysis	OEC	3	0	0	3	3
7.	OME352	Additive Manufacturing	OEC	3	0	0	3	3
8.	CME343	New Product Development	OEC	3	0	0	3	3

9.	OME355	Industrial Design & Rapid Prototyping Techniques	OEC	3	0	0	3	3
10.	MF3010	Micro and Precision Engineering	OEC	3	0	0	3	3
11.	OMF354	Cost Management of Engineering Projects	OEC	3	0	0	3	3
12.	AU3002	Batteries and Management System	OEC	3	0	0	3	3
13.	AU3008	Sensors and Actuators	OEC	3	0	0	3	3
14.	OAS353	Space Vehicles	OEC	3	0	0	3	3
15.	OIM352	Management Science	OEC	3	0	0	3	3
16.	OIM353	Production Planning and Control	OEC	3	0	0	3	3
17.	OIE353	Operations Management	OEC	3	0	0	3	3
18.	OSF352	Industrial Hygiene	OEC	3	0	0	3	3
19.	OSF353	Chemical Process Safety	OEC	3	0	0	3	3
20.	OML352	Electrical, Electronic and Magnetic Materials	OEC	3	0	0	3	3
21.	OML353	Nanomaterials and Applications	OEC	3	0	0	3	3
22.	OMR352	Hydraulics and Pneumatics	OEC	3	0	0	3	3
23.	OMR353	Sensors	OEC	3	0	0	3	3
24.	ORA352	Concepts in Mobile Robots	OEC	3	0	0	3	3
25.	MV3501	Marine Propulsion	OEC	3	0	0	3	3
26.	OMV351	Marine Merchant Vessels	OEC	3	0	0	3	3
27.	OMV352	Elements of Marine Engineering	OEC	3	0	0	3	3
28.	CRA332	Drone Technologies	OEC	3	0	0	3	3
29.	OGI352	Geographical Information System	OEC	3	0	0	3	3
30.	OAI352	Agriculture Entrepreneurship Development	OEC	3	0	0	3	3
31.	OEN352	Biodiversity Conservation	OEC	3	0	0	3	3
32.	OEE353	Introduction to Control Systems	OEC	3	0	0	3	3
33.	OEI354	Introduction to Industrial Automation Systems	OEC	3	0	0	3	3
34.	OCH353	Energy Technology	OEC	3	0	0	3	3
35.	OCH354	Surface Science	OEC	3	0	0	3	3
36.	OFD354	Fundamentals of Food Engineering	OEC	3	0	0	3	3
37.	OFD355	Food safety and Quality Regulations	OEC	3	0	0	3	3
38.	OPY353	Nutraceuticals	OEC	3	0	0	3	3
39.	OTT354	Basics of Dyeing and Printing	OEC	3	0	0	3	3
40.	FT3201	Fibre Science	OEC	3	0	0	3	3
41.	OTT355	Garment Manufacturing Technology	OEC	3	0	0	3	3
42.	OPE353	Industrial Safety	OEC	3	0	0	3	3
43.	OPE354	Unit Operations in Petro Chemical Industries	OEC	3	0	0	3	3

44.	OPT352	Plastic Materials for Engineers	OEC	3	0	0	3	3
45.	OPT353	Properties and Testing of Plastics	OEC	3	0	0	3	3
46.	OEC353	VLSI Design	OEC	3	0	0	3	3
47.	CBM370	Wearable Devices	OEC	3	0	0	3	3
48.	CBM356	Medical Informatics	OEC	3	0	0	3	3
49.	OBT355	Biotechnology for Waste Management	OEC	3	0	0	3	3
50.	OBT356	Lifestyle Diseases	OEC	3	0	0	3	3
51.	OBT357	Biotechnology in Health Care	OEC	3	0	0	3	3

SUMMARY

S.No.	Subject Area	CREDITS PER SEMESTER								CREDITS TOTAL
		I	II	III	IV	V	VI	VII/VIII	VIII/VII	
1.	HSMC	4	3					5		12
2.	BSC	12	7	4	2					25
3.	ESC	5	11	3						19
4.	PCC			16	21	11	11	6		65
5.	PEC					9	9			18
6.	OEC						3	9		12
7.	EEC	1	2	1		1			10	15
	Total	22	23	24	23	21	23	20	10	166
8.	Mandatory Course (Non credit)					✓	✓			



PROGRESS THROUGH KNOWLEDGE

ENROLLMENT FOR B.E. / B. TECH. (HONOURS) / MINOR DEGREE (OPTIONAL)

A student can also optionally register for additional courses (18 credits) and become eligible for the award of B.E. / B. Tech. (Honours) or Minor degree.

For B.E. / B. Tech. (Honours), a student shall register for the additional courses (18 credits) from semester V onwards. These courses shall be from the same vertical or a combination of different verticals of the same programme of study only.

For minor degree, a student shall register for the additional courses (18 credits) from semester V onwards. All these courses have to be in a particular vertical from any one of the other programmes, Moreover, for minor degree the student can register for courses from any one of the following verticals also.

Complete details are available in clause 4.10 (Amendments) of Regulations 2021.

VERTICALS FOR MINOR DEGREE (In addition to all the verticals of other programmes)

VERTICAL I	VERTICAL II	VERTICAL III	VERTICAL IV	VERTICAL V
Fintech and Block Chain	Entrepreneurship	Public Administration	Business Data Analytics	Environment and Sustainability
Financial Management	Foundations of Entrepreneurship	Principles of Public Administration	Statistics for Management	Sustainable infrastructure Development
Fundamentals of Investment	Team Building and Leadership Management for Business	Constitution of India	Datamining for Business Intelligence	Sustainable Agriculture and Environmental Management
Banking, Financial Services and Insurance	Creativity and Innovation in Entrepreneurship	Public Personnel Administration	Human Resource Analytics	Sustainable Bio Materials
Introduction to Blockchain and its Applications	Principles of Marketing Management for Business	Administrative Theories	Marketing and Social Media Web Analytics	Materials for Energy Sustainability
Fintech Personal Finance and Payments	Human Resource Management for Entrepreneurs	Indian Administrative System	Operation and Supply Chain Analytics	Green Technology
Introduction to Fintech	Financing New Business Ventures	Public Policy Administration	Financial Analytics	Environmental Quality Monitoring and Analysis
-	-	-	-	Integrated Energy Planning for Sustainable Development
-	-	-	-	Energy Efficiency for Sustainable Development

(Choice of courses for Minor degree is to be made from any one vertical of other programmes or from anyone of the following verticals)

VERTICAL 1: FINTECH AND BLOCK CHAIN

SL. NO.	COURSE CODE	COURSE TITLE	CATEGORY	PERIODS PER WEEK			TOTAL CONTACT PERIODS	CREDITS
				L	T	P		
1.	CMG331	Financial Management	PEC	3	0	0	3	3
2.	CMG332	Fundamentals of Investment	PEC	3	0	0	3	3
3.	CMG333	Banking, Financial Services and Insurance	PEC	3	0	0	3	3
4.	CMG334	Introduction to Blockchain and its Applications	PEC	3	0	0	3	3
5.	CMG335	Fintech Personal Finance and Payments	PEC	3	0	0	3	3
6.	CMG336	Introduction to Fintech	PEC	3	0	0	3	3

VERTICAL 2: ENTREPRENEURSHIP

SL. NO.	COURSE CODE	COURSE TITLE	CATEGORY	PERIODS PER WEEK			TOTAL CONTACT PERIODS	CREDITS
				L	T	P		
1.	CMG337	Foundations of Entrepreneurship	PEC	3	0	0	3	3
2.	CMG338	Team Building and Leadership Management for Business	PEC	3	0	0	3	3
3.	CMG339	Creativity and Innovation in Entrepreneurship	PEC	3	0	0	3	3
4.	CMG340	Principles of Marketing Management for Business	PEC	3	0	0	3	3
5.	CMG341	Human Resource Management for Entrepreneurs	PEC	3	0	0	3	3
6.	CMG342	Financing New Business Ventures	PEC	3	0	0	3	3

VERTICAL 3: PUBLIC ADMINISTRATION

SL. NO.	COURSE CODE	COURSE TITLE	CATE GORY	PERIODS PER WEEK			TOTAL CONTACT PERIODS	CREDITS
				L	T	P		
1.	CMG343	Principles of Public Administration	PEC	3	0	0	3	3
2.	CMG344	Constitution of India	PEC	3	0	0	3	3
3.	CMG345	Public Personnel Administration	PEC	3	0	0	3	3
4.	CMG346	Administrative Theories	PEC	3	0	0	3	3
5.	CMG347	Indian Administrative System	PEC	3	0	0	3	3
6.	CMG348	Public Policy Administration	PEC	3	0	0	3	3

VERTICAL 4: BUSINESS DATA ANALYTICS

SL. NO.	COURSE CODE	COURSE TITLE	CATE GORY	PERIODS PER WEEK			TOTAL CONTACT PERIODS	CREDITS
				L	T	P		
1.	CMG349	Statistics for Management	PEC	3	0	0	3	3
2.	CMG350	Datamining for Business Intelligence	PEC	3	0	0	3	3
3.	CMG351	Human Resource Analytics	PEC	3	0	0	3	3
4.	CMG352	Marketing and Social Media Web Analytics	PEC	3	0	0	3	3
5.	CMG353	Operation and Supply Chain Analytics	PEC	3	0	0	3	3
6.	CMG354	Financial Analytics	PEC	3	0	0	3	3

VERTICAL 5: ENVIRONMENT AND SUSTAINABILITY

SL. NO.	COURSE CODE	COURSE TITLE	CATE GORY	PERIODS PER WEEK			TOTAL CONTACT PERIODS	CREDIT S
				L	T	P		
1.	CES331	Sustainable infrastructure Development	PEC	3	0	0	3	3
2.	CES332	Sustainable Agriculture and Environmental Management	PEC	3	0	0	3	3
3.	CES333	Sustainable Bio Materials	PEC	3	0	0	3	3
4.	CES334	Materials for Energy Sustainability	PEC	3	0	0	3	3
5.	CES335	Green Technology	PEC	3	0	0	3	3
6.	CES336	Environmental Quality Monitoring and Analysis	PEC	3	0	0	3	3
7.	CES337	Integrated Energy Planning for Sustainable Development	PEC	3	0	0	3	3
8.	CES338	Energy Efficiency for Sustainable Development	PEC	3	0	0	3	3

IP3151**INDUCTION PROGRAMME**

This is a mandatory 2 week programme to be conducted as soon as the students enter the institution. Normal classes start only after the induction program is over.

The induction programme has been introduced by AICTE with the following objective:

“Engineering colleges were established to train graduates well in the branch/department of admission, have a holistic outlook, and have a desire to work for national needs and beyond. The graduating student must have knowledge and skills in the area of his/her study. However, he/she must also have broad understanding of society and relationships. Character needs to be nurtured as an essential quality by which he/she would understand and fulfill his/her responsibility as an engineer, a citizen and a human being. Besides the above, several meta-skills and underlying values are needed.”

“One will have to work closely with the newly joined students in making them feel comfortable, allow them to explore their academic interests and activities, reduce competition and make them work for excellence, promote bonding within them, build relations between teachers and students, give a broader view of life, and build character. “

Hence, the purpose of this programme is to make the students feel comfortable in their new environment, open them up, set a healthy daily routine, create bonding in the batch as well as between faculty and students, develop awareness, sensitivity and understanding of the self, people around them, society at large, and nature.

The following are the activities under the induction program in which the student would be fully engaged throughout the day for the entire duration of the program.

(i) Physical Activity

This would involve a daily routine of physical activity with games and sports, yoga, gardening, etc.

(ii) Creative Arts

Every student would choose one skill related to the arts whether visual arts or performing arts. Examples are painting, sculpture, pottery, music, dance etc. The student would pursue it everyday for the duration of the program. These would allow for creative expression. It would develop a sense of aesthetics and also enhance creativity which would, hopefully, grow into engineering design later.

(iii) Universal Human Values

This is the anchoring activity of the Induction Programme. It gets the student to explore oneself and allows one to experience the joy of learning, stand up to peer pressure, take decisions with courage, be aware of relationships with colleagues and supporting stay in the hostel and department, be sensitive to others, etc. A module in Universal Human Values provides the base. Methodology of teaching this content is extremely important. It must not be through do's and don't's, but get students to explore and think by engaging them in a dialogue. It is best taught through group discussions and real life activities rather than lecturing.

Discussions would be conducted in small groups of about 20 students with a faculty mentor each. It would be effective that the faculty mentor assigned is also the faculty advisor for the student for the full duration of the UG programme.

(iv) Literary Activity

Literary activity would encompass reading, writing and possibly, debating, enacting a play etc.

(v) Proficiency Modules

This would address some lacunas that students might have, for example, English, computer familiarity etc.

(vi) Lectures by Eminent People

Motivational lectures by eminent people from all walks of life should be arranged to give the students exposure to people who are socially active or in public life.

(vii) Visits to Local Area

A couple of visits to the landmarks of the city, or a hospital or orphanage could be organized. This would familiarize them with the area as well as expose them to the under privileged.

(viii) Familiarization to Dept./Branch & Innovations

They should be told about what getting into a branch or department means what role it plays in society, through its technology. They should also be shown the laboratories, workshops & other facilities.

(ix) Department Specific Activities

About a week can be spent in introducing activities (games, quizzes, social interactions, small experiments, design thinking etc.) that are relevant to the particular branch of Engineering/Technology/Architecture that can serve as a motivation and kindle interest in building things (become a maker) in that particular field. This can be conducted in the form of a workshop. For example, CSE and IT students may be introduced to activities that kindle computational thinking, and get them to build simple games. ECE students may be introduced to building simple circuits as an extension of their knowledge in Science, and so on. Students may be asked to build stuff using their knowledge of science.

Induction Programme is totally an activity based programme and therefore there shall be no tests / assessments during this programme.

References:

Guide to Induction program from AICTE

HS3152

PROFESSIONAL ENGLISH I

L T P C
3 0 0 3

COURSE OBJECTIVES:

- To improve the communicative competence of learners
- To learn to use basic grammatic structures in suitable contexts
- To acquire lexical competence and use them appropriately in a sentence and understand their meaning in a text
- To help learners use language effectively in professional contexts
- To develop learners' ability to read and write complex texts, summaries, articles, blogs, definitions, essays and user manuals.

UNIT I INTRODUCTION TO EFFECTIVE COMMUNICATION

1

What is effective communication? (Explain using activities) Why is communication critical for excellence during study, research and work? What are the seven C's of effective communication? What are key language skills? What is effective listening? What does it involve? What is effective speaking? What does it mean to be an excellent reader? What should you be able to do? What is effective writing? How does one develop language and communication skills? What does

the course focus on? How are communication and language skills going to be enhanced during this course? What do you as a learner need to do to enhance your English language and communication skills to get the best out of this course?

INTRODUCTION TO FUNDAMENTALS OF COMMUNICATION 8

Reading - Reading brochures (technical context), telephone messages / social media messages relevant to technical contexts and emails. Writing - Writing emails / letters introducing oneself. Grammar - Present Tense (simple and progressive); Question types: Wh/ Yes or No/ and Tags. Vocabulary - Synonyms; One word substitution; Abbreviations & Acronyms (as used in technical contexts).

UNIT II NARRATION AND SUMMATION 9

Reading - Reading biographies, travelogues, newspaper reports, Excerpts from literature, and travel & technical blogs. Writing - Guided writing-- Paragraph writing Short Report on an event (field trip etc.) Grammar –Past tense (simple); Subject-Verb Agreement; and Prepositions. Vocabulary - Word forms (prefixes& suffixes); Synonyms and Antonyms. Phrasal verbs.

UNIT III DESCRIPTION OF A PROCESS / PRODUCT 9

Reading – Reading advertisements, gadget reviews; user manuals. Writing - Writing definitions; instructions; and Product /Process description. Grammar - Imperatives; Adjectives; Degrees of comparison; Present & Past Perfect Tenses. Vocabulary - Compound Nouns, Homonyms; and Homophones, discourse markers (connectives & sequence words).

UNIT IV CLASSIFICATION AND RECOMMENDATIONS 9

Reading – Newspaper articles; Journal reports –and Non Verbal Communication (tables, pie charts etc.,). Writing – Note-making / Note-taking (*Study skills to be taught, not tested); Writing recommendations; Transferring information from non verbal (chart , graph etc, to verbal mode) Grammar – Articles; Pronouns - Possessive & Relative pronouns. Vocabulary - Collocations; Fixed / Semi fixed expressions.

UNIT V EXPRESSION 9

Reading – Reading editorials; and Opinion Blogs; Writing – Essay Writing (Descriptive or narrative). Grammar – Future Tenses, Punctuation; Negation (Statements & Questions); and Simple, Compound & Complex Sentences. Vocabulary - Cause & Effect Expressions – Content vs Function words.

TOTAL : 45 PERIODS

LEARNING OUTCOMES :

At the end of the course, learners will be able

- CO1:** To use appropriate words in a professional context
- CO2:** To gain understanding of basic grammatical structures and use them in right context.
- CO3:** To read and infer the denotative and connotative meanings of technical texts
- CO4:** To read and interpret information presented in tables, charts and other graphic forms
- CO5:** To write definitions, descriptions, narrations and essays on various topics

TEXT BOOKS :

1. English for Engineers & Technologists Orient Blackswan Private Ltd. Department of English, Anna University, (2020 edition)
2. English for Science & Technology Cambridge University Press, 2021.
 Authored by Dr. Veena Selvam, Dr. Sujatha Priyadarshini, Dr. Deepa Mary Francis, Dr. KN. Shoba, and Dr. Lourdes Jovani, Department of English, Anna University.

REFERENCES:

1. Technical Communication – Principles And Practices By Meenakshi Raman & Sangeeta Sharma, Oxford Univ. Press, 2016, New Delhi.
2. A Course Book On Technical English By Lakshminarayanan, Scitech Publications (India) Pvt. Ltd.

- English For Technical Communication (With CD) By Aysha Viswamohan, Mcgraw Hill Education, ISBN : 0070264244.
- Effective Communication Skill, Kulbhusan Kumar, RS Salaria, Khanna Publishing House.
- Learning to Communicate – Dr. V. Chellammal, Allied Publishing House, New Delhi, 2003.

ASSESSMENT PATTERN

Two internal assessments and an end semester examination to test students' reading and writing skills along with their grammatical and lexical competence.

CO's-PO's & PSO's MAPPING

CO	PO												PSO		
	1	2	3	4	5	6	7	8	9	10	11	12	1	2	3
1	1	1	1	1	1	3	3	3	1	3	-	3	-	-	-
2	1	1	1	1	1	3	3	3	1	3	-	3	-	-	-
3	2	3	2	3	2	3	3	3	2	3	3	3	-	-	-
4	2	3	2	3	2	3	3	3	2	3	3	3	-	-	-
5	2	3	3	3	-	3	3	3	2	3	-	3	-	-	-
AVg.	1.6	2.2	1.8	2.2	1.5	3	3	3	1.6	3	3	3	-	-	-

- 1-low, 2-medium, 3-high, '-'- no correlation
- Note:** The average value of this course to be used for program articulation matrix.

MA3151

MATRICES AND CALCULUS

L T P C
3 1 0 4

COURSE OBJECTIVES:

- To develop the use of matrix algebra techniques that is needed by engineers for practical applications.
- To familiarize the students with differential calculus.
- To familiarize the student with functions of several variables. This is needed in many branches of engineering.
- To make the students understand various techniques of integration.
- To acquaint the student with mathematical tools needed in evaluating multiple integrals and their applications.

UNIT I MATRICES

9+3

Eigenvalues and Eigenvectors of a real matrix – Characteristic equation – Properties of Eigenvalues and Eigenvectors – Cayley - Hamilton theorem – Diagonalization of matrices by orthogonal transformation – Reduction of a quadratic form to canonical form by orthogonal transformation – Nature of quadratic forms – Applications : Stretching of an elastic membrane.

UNIT II DIFFERENTIAL CALCULUS

9+3

Representation of functions - Limit of a function - Continuity - Derivatives - Differentiation rules (sum, product, quotient, chain rules) - Implicit differentiation - Logarithmic differentiation - Applications : Maxima and Minima of functions of one variable.

UNIT III FUNCTIONS OF SEVERAL VARIABLES

9+3

Partial differentiation – Homogeneous functions and Euler's theorem – Total derivative – Change of variables – Jacobians – Partial differentiation of implicit functions – Taylor's series for functions of two variables – Applications : Maxima and minima of functions of two variables and Lagrange's method of undetermined multipliers.

UNIT IV INTEGRAL CALCULUS

9+3

Definite and Indefinite integrals - Substitution rule - Techniques of Integration : Integration by parts, Trigonometric integrals, Trigonometric substitutions, Integration of rational functions by partial fraction, Integration of irrational functions - Improper integrals - Applications : Hydrostatic force and pressure, moments and centres of mass.

UNIT V MULTIPLE INTEGRALS

9+3

Double integrals – Change of order of integration – Double integrals in polar coordinates – Area enclosed by plane curves – Triple integrals – Volume of solids – Change of variables in double and triple integrals – Applications : Moments and centres of mass, moment of inertia.

TOTAL : 60 PERIODS

COURSE OUTCOMES :

At the end of the course the students will be able to

- CO1** Use the matrix algebra methods for solving practical problems.
- CO2** Apply differential calculus tools in solving various application problems.
- CO3** Able to use differential calculus ideas on several variable functions.
- CO4** Apply different methods of integration in solving practical problems.
- CO5** Apply multiple integral ideas in solving areas, volumes and other practical problems.

TEXTBOOKS :

1. Kreyszig.E, "Advanced Engineering Mathematics", John Wiley and Sons, 10th Edition, New Delhi, 2016.
2. Grewal.B.S., "Higher Engineering Mathematics", Khanna Publishers, New Delhi, 44th Edition, 2018.
3. James Stewart, "Calculus : Early Transcendentals", Cengage Learning, 8th Edition, New Delhi, 2015. [For Units II & IV - Sections 1.1, 2.2, 2.3, 2.5, 2.7 (Tangents problems only), 2.8, 3.1 to 3.6, 3.11, 4.1, 4.3, 5.1 (Area problems only), 5.2, 5.3, 5.4 (excluding net change theorem), 5.5, 7.1 - 7.4 and 7.8].

REFERENCES :

1. Anton. H, Bivens. I and Davis. S, " Calculus ", Wiley, 10th Edition, 2016
2. Bali. N., Goyal. M. and Watkins. C., "Advanced Engineering Mathematics", Firewall Media (An imprint of Lakshmi Publications Pvt., Ltd.), New Delhi, 7th Edition, 2009.
3. Jain. R.K. and Iyengar. S.R.K., "Advanced Engineering Mathematics", Narosa Publications, New Delhi, 5th Edition, 2016.
4. Narayanan. S. and Manicavachagom Pillai. T. K., "Calculus" Volume I and II, S. Viswanathan Publishers Pvt. Ltd., Chennai, 2009.
5. Ramana. B.V., "Higher Engineering Mathematics", McGraw Hill Education Pvt. Ltd, New Delhi, 2016.
6. Srimantha Pal and Bhunia. S.C, "Engineering Mathematics " Oxford University Press, 2015.
7. Thomas. G. B., Hass. J, and Weir. M.D, "Thomas Calculus", 14th Edition, Pearson India, 2018.

CO's-PO's & PSO's MAPPING

	PO 01	PO 02	PO 03	PO 04	PO 05	PO 06	PO 07	PO 08	PO 09	PO 10	PO 11	PO 12	PSO 1	PSO 2	PSO 3
CO1	3	3	1	1	0	0	0	0	2	0	2	3	-	-	-
CO2	3	3	1	1	0	0	0	0	2	0	2	3	-	-	-
CO3	3	3	1	1	0	0	0	0	2	0	2	3	-	-	-
CO4	3	3	1	1	0	0	0	0	2	0	2	3	-	-	-
CO5	3	3	1	1	0	0	0	0	2	0	2	3	-	-	-
Avg	3	3	1	1	0	0	0	0	2	0	2	3	-	-	-

PH3151

ENGINEERING PHYSICS

L T P C
3 0 0 3**COURSE OBJECTIVES:**

- To make the students effectively to achieve an understanding of mechanics.
- To enable the students to gain knowledge of electromagnetic waves and its applications.
- To introduce the basics of oscillations, optics and lasers.
- Equipping the students to be successfully understand the importance of quantum physics.
- To motivate the students towards the applications of quantum mechanics.

UNIT I MECHANICS**9**

Multiparticle dynamics: Center of mass (CM) – CM of continuous bodies – motion of the CM – kinetic energy of system of particles. Rotation of rigid bodies: Rotational kinematics – rotational kinetic energy and moment of inertia - theorems of $M \cdot I$ –moment of inertia of continuous bodies – $M \cdot I$ of a diatomic molecule - torque – rotational dynamics of rigid bodies – conservation of angular momentum – rotational energy state of a rigid diatomic molecule - gyroscope - torsional pendulum – double pendulum –Introduction to nonlinear oscillations.

UNIT II ELECTROMAGNETIC WAVES**9**

The Maxwell's equations - wave equation; Plane electromagnetic waves in vacuum, Conditions on the wave field - properties of electromagnetic waves: speed, amplitude, phase, orientation and waves in matter - polarization - Producing electromagnetic waves - Energy and momentum in EM waves: Intensity, waves from localized sources, momentum and radiation pressure - Cell-phone reception. Reflection and transmission of electromagnetic waves from a non-conducting medium-vacuum interface for normal incidence.

UNIT III OSCILLATIONS, OPTICS AND LASERS**9**

Simple harmonic motion - resonance –analogy between electrical and mechanical oscillating systems - waves on a string - standing waves - traveling waves - Energy transfer of a wave - sound waves - Doppler effect. Reflection and refraction of light waves - total internal reflection - interference –Michelson interferometer –Theory of air wedge and experiment. Theory of laser - characteristics - Spontaneous and stimulated emission - Einstein's coefficients - population inversion - Nd-YAG laser, CO₂ laser, semiconductor laser –Basic applications of lasers in industry.

UNIT IV BASIC QUANTUM MECHANICS**9**

Photons and light waves - Electrons and matter waves –Compton effect - The Schrodinger equation (Time dependent and time independent forms) - meaning of wave function - Normalization –Free particle - particle in a infinite potential well: 1D,2D and 3D Boxes- Normalization, probabilities and the correspondence principle.

UNIT V APPLIED QUANTUM MECHANICS**9**

The harmonic oscillator(qualitative)- Barrier penetration and quantum tunneling(qualitative)- Tunneling microscope - Resonant diode - Finite potential wells (qualitative)- Bloch's theorem for particles in a periodic potential –Basics of Kronig-Penney model and origin of energy bands.

TOTAL : 45 PERIODS**COURSE OUTCOMES:**

After completion of this course, the students should be able to

CO1 Understand the importance of mechanics.

CO2 Express their knowledge in electromagnetic waves.

CO3 Demonstrate a strong foundational knowledge in oscillations, optics and lasers.

CO4 Understand the importance of quantum physics.

CO5 Comprehend and apply quantum mechanical principles towards the formation of energy bands.

TEXT BOOKS:

1. D.Kleppner and R.Kolenkow. An Introduction to Mechanics. McGraw Hill Education (Indian Edition), 2017.
2. E.M.Purcell and D.J.Morin, Electricity and Magnetism, Cambridge Univ.Press, 2013.

3. Arthur Beiser, Shobhit Mahajan, S. Rai Choudhury, Concepts of Modern Physics, McGraw-Hill (Indian Edition), 2017.

REFERENCES:

1. R.Wolfson. Essential University Physics. Volume 1 & 2. Pearson Education (Indian Edition), 2009.
2. Paul A. Tipler, Physic – Volume 1 & 2, CBS, (Indian Edition), 2004.
3. K.Thyagarajan and A.Ghatak. Lasers: Fundamentals and Applications, Laxmi Publications, (Indian Edition), 2019.
4. D.Halliday, R.Resnick and J.Walker. Principles of Physics, Wiley (Indian Edition), 2015.
5. N.Garcia, A.Damask and S.Schwarz. Physics for Computer Science Students. Springer-Verlag, 2012.

CO's-PO's & PSO's MAPPING

CO's	PO's												PSO's			
	1	2	3	4	5	6	7	8	9	10	11	12	1	2	3	
1	3	3	2	1	1	1	-	-	-	-	-	-	-	-	-	-
2	3	3	2	1	2	1	-	-	-	-	-	-	-	-	-	-
3	3	3	2	2	2	1	-	-	-	-	-	1	-	-	-	-
4	3	3	1	1	2	1	-	-	-	-	-	-	-	-	-	-
5	3	3	1	1	2	1	-	-	-	-	-	-	-	-	-	-
AVG	3	3	1.6	1.2	1.8	1	-	-	-	-	-	1	-	-	-	-

1-Low,2-Medium,3-High,"-no correlation

Note: the average value of this course to be used for program articulation matrix.

CY3151

ENGINEERING CHEMISTRY

L T P C
3 0 0 3

COURSE OBJECTIVES:

- To inculcate sound understanding of water quality parameters and water treatment techniques.
- To impart knowledge on the basic principles and preparatory methods of nanomaterials.
- To introduce the basic concepts and applications of phase rule and composites.
- To facilitate the understanding of different types of fuels, their preparation, properties and combustion characteristics.
- To familiarize the students with the operating principles, working processes and applications of energy conversion and storage devices.

UNIT I WATER AND ITS TREATMENT

9

Water: Sources and impurities, **Water quality parameters:** Definition and significance of-colour, odour, turbidity, pH, hardness, alkalinity, TDS, COD and BOD, flouride and arsenic. **Municipal water treatment:** primary treatment and disinfection (UV, Ozonation, break-point chlorination). **Desalination of brackish water:** Reverse Osmosis. **Boiler troubles:** Scale and sludge, Boiler corrosion, Caustic embrittlement, Priming & foaming. **Treatment of boiler feed water:** Internal treatment (phosphate, colloidal, sodium aluminate and calgon conditioning) and External treatment – Ion exchange demineralisation and zeolite process.

UNIT II NANO CHEMISTRY

9

Basics: Distinction between molecules, nanomaterials and bulk materials; **Size-dependent properties** (optical, electrical, mechanical and magnetic); **Types of nanomaterials:** Definition, properties and uses of – nanoparticle, nanocluster, nanorod, nanowire and nanotube. **Preparation of nanomaterials:** sol-gel, solvothermal, laser ablation, chemical vapour deposition, electrochemical deposition and electro spinning. **Applications** of nanomaterials in medicine, agriculture, energy, electronics and catalysis.

UNIT III PHASE RULE AND COMPOSITES**9**

Phase rule: Introduction, definition of terms with examples. One component system - water system; Reduced phase rule; Construction of a simple eutectic phase diagram - Thermal analysis; Two component system: lead-silver system - Pattinson process.

Composites: Introduction: Definition & Need for composites; **Constitution:** Matrix materials (Polymer matrix, metal matrix and ceramic matrix) and Reinforcement (fiber, particulates, flakes and whiskers). **Properties and applications of:** Metal matrix composites (MMC), Ceramic matrix composites and Polymer matrix composites. **Hybrid composites** - definition and examples.

UNIT IV FUELS AND COMBUSTION**9**

Fuels: Introduction: Classification of fuels; **Coal and coke:** Analysis of coal (proximate and ultimate), Carbonization, Manufacture of metallurgical coke (Otto Hoffmann method). **Petroleum and Diesel:** Manufacture of synthetic petrol (Bergius process), Knocking - octane number, diesel oil - cetane number; **Power alcohol and biodiesel.**

Combustion of fuels: Introduction: Calorific value - higher and lower calorific values, Theoretical calculation of calorific value; **Ignition temperature:** spontaneous ignition temperature, Explosive range; **Flue gas analysis** - ORSAT Method. **CO₂ emission and carbon foot print.**

UNIT V ENERGY SOURCES AND STORAGE DEVICES**9**

Stability of nucleus: mass defect (problems), binding energy; Nuclear energy: light water nuclear power plant, breeder reactor. **Solar energy conversion:** Principle, working and applications of solar cells; **Recent developments in solar cell materials. Wind energy; Geothermal energy; Batteries:** Types of batteries, Primary battery - dry cell, Secondary battery - lead acid battery and lithium-ion-battery; **Electric vehicles-working principles; Fuel cells:** H₂-O₂ fuel cell, microbial fuel cell; **Supercapacitors:** Storage principle, types and examples.

TOTAL: 45 PERIODS**COURSE OUTCOMES:**

At the end of the course, the students will be able:

- CO1** To infer the quality of water from quality parameter data and propose suitable treatment methodologies to treat water.
- CO2** To identify and apply basic concepts of nanoscience and nanotechnology in designing the synthesis of nanomaterials for engineering and technology applications.
- CO3** To apply the knowledge of phase rule and composites for material selection requirements.
- CO4** To recommend suitable fuels for engineering processes and applications.
- CO5** To recognize different forms of energy resources and apply them for suitable applications in energy sectors.

TEXT BOOKS:

1. P. C. Jain and Monica Jain, "Engineering Chemistry", 17th Edition, DhanpatRai Publishing Company (P) Ltd, New Delhi, 2018.
2. Sivasankar B., "Engineering Chemistry", Tata McGraw-Hill Publishing Company Ltd, New Delhi, 2008.
3. S.S. Dara, "A text book of Engineering Chemistry", S. Chand Publishing, 12th Edition, 2018.

REFERENCES:

1. B. S. Murty, P. Shankar, Baldev Raj, B. B. Rath and James Murday, "Text book of nanoscience and nanotechnology", Universities Press-IIM Series in Metallurgy and Materials Science, 2018.
2. O.G. Palanna, "Engineering Chemistry" McGraw Hill Education (India) Private Limited, 2nd Edition, 2017.
3. Friedrich Emich, "Engineering Chemistry", Scientific International PVT, LTD, New Delhi, 2014.
4. Shikha Agarwal, "Engineering Chemistry-Fundamentals and Applications", Cambridge University Press, Delhi, Second Edition, 2019.
5. O.V. Roussak and H.D. Gesser, Applied Chemistry-A Text Book for Engineers and Technologists, Springer Science Business Media, New York, 2nd Edition, 2013.

CO's-PO's & PSO's MAPPING

CO	PO												PSO		
	1	2	3	4	5	6	7	8	9	10	11	12	1	2	3
1	3	2	2	1	-	1	1	-	-	-	-	1	-	-	-
2	2	-	-	1	-	2	2	-	-	-	-	-	-	-	-
3	3	1	-	-	-	-	-	-	-	-	-	-	-	-	-
4	3	1	1	-	-	1	2	-	-	-	-	-	-	-	-
5	3	1	2	1	-	2	2	-	-	-	-	2	-	-	-
Avg.	2.8	1.3	1.6	1	-	1.5	1.8	-	-	-	-	1.5	-	-	-

- 1-low, 2-medium, 3-high, '-'- no correlation

GE3151

PROBLEM SOLVING AND PYTHON PROGRAMMING

L T P C
3 0 0 3

COURSE OBJECTIVES:

- To understand the basics of algorithmic problem solving.
- To learn to solve problems using Python conditionals and loops.
- To define Python functions and use function calls to solve problems.
- To use Python data structures - lists, tuples, dictionaries to represent complex data.
- To do input/output with files in Python.

UNIT I COMPUTATIONAL THINKING AND PROBLEM SOLVING 9

Fundamentals of Computing – Identification of Computational Problems -Algorithms, building blocks of algorithms (statements, state, control flow, functions), notation (pseudo code, flow chart, programming language), algorithmic problem solving, simple strategies for developing algorithms (iteration, recursion). Illustrative problems: find minimum in a list, insert a card in a list of sorted cards, guess an integer number in a range, Towers of Hanoi.

UNIT II DATA TYPES, EXPRESSIONS, STATEMENTS 9

Python interpreter and interactive mode, debugging; values and types: int, float, boolean, string, and list; variables, expressions, statements, tuple assignment, precedence of operators, comments; Illustrative programs: exchange the values of two variables, circulate the values of n variables, distance between two points.

UNIT III CONTROL FLOW, FUNCTIONS, STRINGS 9

Conditionals: Boolean values and operators, conditional (if), alternative (if-else), chained conditional (if-elif-else); Iteration: state, while, for, break, continue, pass; Fruitful functions: return values, parameters, local and global scope, function composition, recursion; Strings: string slices, immutability, string functions and methods, string module; Lists as arrays. Illustrative programs: square root, gcd, exponentiation, sum an array of numbers, linear search, binary search.

UNIT IV LISTS, TUPLES, DICTIONARIES 9

Lists: list operations, list slices, list methods, list loop, mutability, aliasing, cloning lists, list parameters; Tuples: tuple assignment, tuple as return value; Dictionaries: operations and methods; advanced list processing - list comprehension; Illustrative programs: simple sorting, histogram, Students marks statement, Retail bill preparation.

UNIT V FILES, MODULES, PACKAGES 9

Files and exception: text files, reading and writing files, format operator; command line arguments, errors and exceptions, handling exceptions, modules, packages; Illustrative programs: word count, copy file, Voter's age validation, Marks range validation (0-100).

TOTAL : 45 PERIODS

COURSE OUTCOMES:

Upon completion of the course, students will be able to

CO1: Develop algorithmic solutions to simple computational problems.

CO2: Develop and execute simple Python programs.

CO3: Write simple Python programs using conditionals and looping for solving problems.

CO4: Decompose a Python program into functions.

CO5: Represent compound data using Python lists, tuples, dictionaries etc.

CO6: Read and write data from/to files in Python programs.

TEXT BOOKS:

1. Allen B. Downey, "Think Python : How to Think like a Computer Scientist", 2nd Edition, O'Reilly Publishers, 2016.
2. Karl Beecher, "Computational Thinking: A Beginner's Guide to Problem Solving and programming", 1st Edition, BCS Learning & Development Limited, 2017.

REFERENCES:

1. Paul Deitel and Harvey Deitel, "Python for Programmers", Pearson Education, 1st Edition, 2021.
2. G Venkatesh and Madhavan Mukund, "Computational Thinking: A Primer for Programmers and Data Scientists", 1st Edition, Notion Press, 2021.
3. John V Guttag, "Introduction to Computation and Programming Using Python: With Applications to Computational Modeling and Understanding Data", Third Edition, MIT Press 2021
4. Eric Matthes, "Python Crash Course, A Hands - on Project Based Introduction to Programming", 2nd Edition, No Starch Press, 2019.
5. <https://www.python.org/>
6. Martin C. Brown, "Python: The Complete Reference", 4th Edition, Mc-Graw Hill, 2018.

COs- PO's & PSO's MAPPING

CO's	PO's												PSO's		
	1	2	3	4	5	6	7	8	9	10	11	12	1	2	3
1	3	3	3	3	2	-	-	-	-	-	2	2	3	3	-
2	3	3	3	3	2	-	-	-	-	-	2	2	3	-	-
3	3	3	3	3	2	-	-	-	-	-	2	-	3	-	-
4	2	2	-	2	2	-	-	-	-	-	1	-	3	-	-
5	1	2	-	-	1	-	-	-	-	-	1	-	2	-	-
6.	2	2	-	-	2	-	-	-	-	-	1	-	2	-	-
Avg.	2	3	3	3	2	-	-	-	-	-	2	2	3	3	-

1 - low, 2 - medium, 3 - high, '-' - no correlation

GE3152

தமிழர் மரபு

LTPC

1 0 0 1

அலகு I மொழி மற்றும் இலக்கியம்:

3

இந்திய மொழிக் குடும்பங்கள் – திராவிட மொழிகள் – தமிழ் ஒரு செம்மொழி – தமிழ் செவ்விலக்கியங்கள் - சங்க இலக்கியத்தின் சமயச் சார்பற்ற தன்மை – சங்க இலக்கியத்தில் பகிர்தல் அறம் – திருக்குறளில் மேலாண்மைக் கருத்துக்கள் – தமிழ்க் காப்பியங்கள், தமிழகத்தில் சமண பௌத்த சமயங்களின் தாக்கம் - பக்தி இலக்கியம், ஆழ்வார்கள் மற்றும் நாயன்மார்கள் – சிற்றிலக்கியங்கள் – தமிழில் நவீன இலக்கியத்தின் வளர்ச்சி – தமிழ் இலக்கிய வளர்ச்சியில் பாரதியார் மற்றும் பாரதிதாசன் ஆகியோரின் பங்களிப்பு.

அலகு II மரபு - பாறை ஓவியங்கள் முதல் நவீன ஓவியங்கள் வரை - சிற்பக் கலை: 3

நடுகல் முதல் நவீன சிற்பங்கள் வரை - ஐம்பொன் சிலைகள்- பழங்குடியினர் மற்றும் அவர்கள் தயாரிக்கும் கைவினைப் பொருட்கள், பொம்மைகள் - தேர் செய்யும் கலை - சுடுமண் சிற்பங்கள் - நாட்டுப்புறத் தெய்வங்கள் - குமரிமுனையில் திருவள்ளூர் சிலை - இசைக் கருவிகள் - மிருதங்கம், பறை, வீணை, யாழ், நாதஸ்வரம் - தமிழர்களின் சமூக பொருளாதார வாழ்வில் கோவில்களின் பங்கு.

அலகு III நாட்டுப்புறக் கலைகள் மற்றும் வீர விளையாட்டுகள்: 3
தெருக்கூத்து, கரகாட்டம், வில்லுப்பாட்டு, கணியான் கூத்து, ஓயிலாட்டம், தோல்பாவைக் கூத்து, சிலம்பாட்டம், வளரி, புலியாட்டம், தமிழர்களின் விளையாட்டுகள்.

அலகு IV தமிழர்களின் திணைக் கோட்பாடுகள்: 3
தமிழகத்தின் தாவரங்களும், விலங்குகளும் - தொல்காப்பியம் மற்றும் சங்க இலக்கியத்தில் அகம் மற்றும் புறக் கோட்பாடுகள் - தமிழர்கள் போற்றிய அறக்கோட்பாடு - சங்ககாலத்தில் தமிழகத்தில் எழுத்தறிவும், கல்வியும் - சங்ககால நகரங்களும் துறை முகங்களும் - சங்ககாலத்தில் ஏற்றுமதி மற்றும் இறக்குமதி - கடல்கடந்த நாடுகளில் சோழர்களின் வெற்றி.

அலகு V இந்திய தேசிய இயக்கம் மற்றும் இந்திய பண்பாட்டிற்குத் தமிழர்களின் பங்களிப்பு: 3
இந்திய விடுதலைப்போரில் தமிழர்களின் பங்கு - இந்தியாவின் பிறப்பகுதிகளில் தமிழ்ப் பண்பாட்டின் தாக்கம் - சுயமரியாதை இயக்கம் - இந்திய மருத்துவத்தில், சித்த மருத்துவத்தின் பங்கு - கல்வெட்டுகள், கையெழுத்துப்படிக்கள் - தமிழ்ப் புத்தகங்களின் அச்சு வரலாறு.

TOTAL : 15 PERIODS

TEXT-CUM-REFERENCE BOOKS

1. தமிழக வரலாறு - மக்களும் பண்பாடும் - கே.கே. பிள்ளை (வெளியீடு: தமிழ்நாடு பாடநூல் மற்றும் கல்வியியல் பணிகள் கழகம்).
2. கணினித் தமிழ் - முனைவர் இல. சுந்தரம். (விகடன் பிரசுரம்).
3. கீழடி - வைகை நதிக்கரையில் சங்ககால நகர நாகரிகம் (தொல்லியல் துறை வெளியீடு)
4. பொருளை - ஆற்றங்கரை நாகரிகம். (தொல்லியல் துறை வெளியீடு)
5. Social Life of Tamils (Dr.K.K.Pillay) A joint publication of TNTB & ESC and RMRL - (in print)
6. Social Life of the Tamils - The Classical Period (Dr.S.Singaravelu) (Published by: International Institute of Tamil Studies).
7. Historical Heritage of the Tamils (Dr.S.V.Subatamanian, Dr.K.D. Thirunavukkarasu) (Published by: International Institute of Tamil Studies).
8. The Contributions of the Tamils to Indian Culture (Dr.M.Valarmathi) (Published by: International Institute of Tamil Studies.)
9. Keeladi - 'Sangam City Civilization on the banks of river Vaigai' (Jointly Published by: Department of Archaeology & Tamil Nadu Text Book and Educational Services Corporation, Tamil Nadu)
10. Studies in the History of India with Special Reference to Tamil Nadu (Dr.K.K.Pillay) (Published by: The Author)
11. Porunai Civilization (Jointly Published by: Department of Archaeology & Tamil Nadu Text Book and Educational Services Corporation, Tamil Nadu)
12. Journey of Civilization Indus to Vaigai (R.Balakrishnan) (Published by: RMRL) - Reference Book.

GE3152

HERITAGE OF TAMILS

L T P C

1 0 0 1

UNIT I LANGUAGE AND LITERATURE 3

Language Families in India - Dravidian Languages – Tamil as a Classical Language - Classical Literature in Tamil – Secular Nature of Sangam Literature – Distributive Justice in Sangam Literature - Management Principles in Thirukural - Tamil Epics and Impact of Buddhism & Jainism in Tamil Land - Bakthi Literature Azhwars and Nayanmars - Forms of minor Poetry - Development of Modern literature in Tamil - Contribution of Bharathiyar and Bharathidhasan.

UNIT II HERITAGE - ROCK ART PAINTINGS TO MODERN ART – SCULPTURE 3

Hero stone to modern sculpture - Bronze icons - Tribes and their handicrafts - Art of temple car making - - Massive Terracotta sculptures, Village deities, Thiruvalluvar Statue at Kanyakumari, Making of musical instruments - Mridhangam, Parai, Veenai, Yazh and Nadhaswaram - Role of Temples in Social and Economic Life of Tamils.

UNIT III FOLK AND MARTIAL ARTS 3

Therukoothu, Karagattam, Villu Pattu, Kaniyan Koothu, Oyillattam, Leatherpuppetry, Silambattam, Valari, Tiger dance - Sports and Games of Tamils.

UNIT IV THINAI CONCEPT OF TAMILS 3

Flora and Fauna of Tamils & Aham and Puram Concept from Tholkappiyam and Sangam Literature - Aram Concept of Tamils - Education and Literacy during Sangam Age - Ancient Cities and Ports of Sangam Age - Export and Import during Sangam Age - Overseas Conquest of Cholas.

UNIT V CONTRIBUTION OF TAMILS TO INDIAN NATIONAL MOVEMENT AND INDIAN CULTURE 3

Contribution of Tamils to Indian Freedom Struggle - The Cultural Influence of Tamils over the other parts of India – Self-Respect Movement - Role of Siddha Medicine in Indigenous Systems of Medicine – Inscriptions & Manuscripts – Print History of Tamil Books.

TOTAL : 15 PERIODS**TEXT-CUM-REFERENCE BOOKS**

1. தமிழக வரலாறு – மக்களும் பண்பாடும் – கே.கே. பிள்ளை (வெளியீடு: தமிழ்நாடு பாடநூல் மற்றும் கல்வியியல் பணிகள் கழகம்).
2. கணினித் தமிழ் – முனைவர் இல. சுந்தரம். (விகடன் பிரசுரம்).
3. கீழடி – வைகை நதிக்கரையில் சங்ககால நகர நாகரிகம் (தொல்லியல் துறை வெளியீடு)
4. பொருளை – ஆற்றங்கரை நாகரிகம். (தொல்லியல் துறை வெளியீடு)
5. Social Life of Tamils (Dr.K.K.Pillay) A joint publication of TNTB & ESC and RMRL – (in print)
6. Social Life of the Tamils - The Classical Period (Dr.S.Singaravelu) (Published by: International Institute of Tamil Studies).
7. Historical Heritage of the Tamils (Dr.S.V.Subatamanian, Dr.K.D. Thirunavukkarasu) (Published by: International Institute of Tamil Studies).
8. The Contributions of the Tamils to Indian Culture (Dr.M.Valarmathi) (Published by: International Institute of Tamil Studies)
9. Keeladi - 'Sangam City Civilization on the banks of river Vaigai' (Jointly Published by: Department of Archaeology & Tamil Nadu Text Book and Educational Services Corporation, Tamil Nadu)
10. Studies in the History of India with Special Reference to Tamil Nadu (Dr.K.K.Pillay) (Published by: The Author)
11. Porunai Civilization (Jointly Published by: Department of Archaeology & Tamil Nadu Text Book and Educational Services Corporation, Tamil Nadu)
12. Journey of Civilization Indus to Vaigai (R.Balakrishnan) (Published by: RMRL) – Reference Book.

COURSE OBJECTIVES:

- To understand the problem solving approaches.
- To learn the basic programming constructs in Python.
- To practice various computing strategies for Python-based solutions to real world problems.
- To use Python data structures - lists, tuples, dictionaries.
- To do input/output with files in Python.

EXPERIMENTS:

Note: The examples suggested in each experiment are only indicative. The lab instructor is expected to design other problems on similar lines. The Examination shall not be restricted to the sample experiments listed here.

1. Identification and solving of simple real life or scientific or technical problems, and developing flow charts for the same. (Electricity Billing, Retail shop billing, Sin series, weight of a motorbike, Weight of a steel bar, compute Electrical Current in Three Phase AC Circuit, etc.)
2. Python programming using simple statements and expressions (exchange the values of two variables, circulate the values of n variables, distance between two points).
3. Scientific problems using Conditionals and Iterative loops. (Number series, Number Patterns, pyramid pattern)
4. Implementing real-time/technical applications using Lists, Tuples. (Items present in a library/Components of a car/ Materials required for construction of a building –operations of list & tuples)
5. Implementing real-time/technical applications using Sets, Dictionaries. (Language, components of an automobile, Elements of a civil structure, etc.- operations of Sets & Dictionaries)
6. Implementing programs using Functions. (Factorial, largest number in a list, area of shape)
7. Implementing programs using Strings. (reverse, palindrome, character count, replacing characters)
8. Implementing programs using written modules and Python Standard Libraries (pandas, numpy, Matplotlib, scipy)
9. Implementing real-time/technical applications using File handling. (copy from one file to another, word count, longest word)
10. Implementing real-time/technical applications using Exception handling. (divide by zero error, voter's age validity, student mark range validation)
11. Exploring Pygame tool.
12. Developing a game activity using Pygame like bouncing ball, car race etc.

TOTAL: 60 PERIODS**COURSE OUTCOMES:**

On completion of the course, students will be able to:

CO1: Develop algorithmic solutions to simple computational problems

CO2: Develop and execute simple Python programs.

CO3: Implement programs in Python using conditionals and loops for solving problems..

CO4: Deploy functions to decompose a Python program.

CO5: Process compound data using Python data structures.

CO6: Utilize Python packages in developing software applications.

TEXT BOOKS:

1. Allen B. Downey, "Think Python : How to Think like a Computer Scientist", 2nd Edition, O'Reilly Publishers, 2016.
2. Karl Beecher, "Computational Thinking: A Beginner's Guide to Problem Solving and Programming", 1st Edition, BCS Learning & Development Limited, 2017.

REFERENCES:

1. Paul Deitel and Harvey Deitel, "Python for Programmers", Pearson Education, 1st Edition, 2021.

2. G Venkatesh and Madhavan Mukund, "Computational Thinking: A Primer for Programmers and Data Scientists", 1st Edition, Notion Press, 2021.
3. John V Guttag, "Introduction to Computation and Programming Using Python: With Applications to Computational Modeling and Understanding Data", Third Edition, MIT Press, 2021
4. Eric Matthes, "Python Crash Course, A Hands - on Project Based Introduction to Programming", 2nd Edition, No Starch Press, 2019.
5. <https://www.python.org/>
6. Martin C. Brown, "Python: The Complete Reference", 4th Edition, Mc-Graw Hill, 2018.

COs- PO's & PSO's MAPPING

CO's	PO's												PSO's		
	1	2	3	4	5	6	7	8	9	10	11	12	1	2	3
1	3	3	3	3	3	-	-	-	-	-	3	2	3	3	-
2	3	3	3	3	3	-	-	-	-	-	3	2	3	-	-
3	3	3	3	3	2	-	-	-	-	-	2	-	3	-	-
4	3	2	-	2	2	-	-	-	-	-	1	-	3	-	-
5	1	2	-	-	1	-	-	-	-	-	1	-	2	-	-
6	2	-	-	-	2	-	-	-	-	-	1	-	2	-	-
AVg.	2	3	3	3	2	-	-	-	-	-	2	2	3	3	-

1 - low, 2 - medium, 3 - high, '-' - no correlation

BS3171

PHYSICS AND CHEMISTRY LABORATORY

L T P C
0 0 4 2

PHYSICS LABORATORY : (Any Seven Experiments)

COURSE OBJECTIVES:

- To learn the proper use of various kinds of physics laboratory equipment.
 - To learn how data can be collected, presented and interpreted in a clear and concise manner.
 - To learn problem solving skills related to physics principles and interpretation of experimental data.
 - To determine error in experimental measurements and techniques used to minimize such error.
 - To make the student as an active participant in each part of all lab exercises.
1. Torsional pendulum - Determination of rigidity modulus of wire and moment of inertia of regular and irregular objects.
 2. Simple harmonic oscillations of cantilever.
 3. Non-uniform bending - Determination of Young's modulus
 4. Uniform bending – Determination of Young's modulus
 5. Laser- Determination of the wave length of the laser using grating
 6. Air wedge - Determination of thickness of a thin sheet/wire
 7. a) Optical fibre -Determination of Numerical Aperture and acceptance angle
b) Compact disc- Determination of width of the groove using laser.
 8. Acoustic grating- Determination of velocity of ultrasonic waves in liquids.
 9. Ultrasonic interferometer – determination of the velocity of sound and compressibility of liquids
 10. Post office box -Determination of Band gap of a semiconductor.
 11. Photoelectric effect
 12. Michelson Interferometer.
 13. Melde's string experiment
 14. Experiment with lattice dynamics kit.

TOTAL: 30 PERIODS

COURSE OUTCOMES:

Upon completion of the course, the students should be able to

CO1 Understand the functioning of various physics laboratory equipment.

CO2 Use graphical models to analyze laboratory data.

CO3 Use mathematical models as a medium for quantitative reasoning and describing physical reality.

CO4 Access, process and analyze scientific information.

CO5 Solve problems individually and collaboratively.

CO's-PO's & PSO's MAPPING

CO's	PO's												PSO's			
	1	2	3	4	5	6	7	8	9	10	11	12	1	2	3	
1	3	2	3	1	1	-	-	-	-	-	-	-	-	-	-	-
2	3	3	2	1	1	-	-	-	-	-	-	-	-	-	-	-
3	3	2	3	1	1	-	-	-	-	-	-	-	-	-	-	-
4	3	3	2	1	1	-	-	-	-	-	-	-	-	-	-	-
5	3	2	3	1	1	-	-	-	-	-	-	-	-	-	-	-
AVG	3	2.4	2.6	1	1											

- 1-Low,2-Medium,3-High,"-no correlation
- Note: the average value of this course to be used for program articulation matrix.

CHEMISTRY LABORATORY: (Any seven experiments to be conducted)**COURSE OBJECTIVES:**

- To inculcate experimental skills to test basic understanding of water quality parameters, such as, acidity, alkalinity, hardness, DO, chloride and copper.
 - To induce the students to familiarize with electroanalytical techniques such as, pH metry, potentiometry and conductometry in the determination of impurities in aqueous solutions.
 - To demonstrate the analysis of metals and alloys.
 - To demonstrate the synthesis of nanoparticles
1. Preparation of Na_2CO_3 as a primary standard and estimation of acidity of a water sample using the primary standard
 2. Determination of types and amount of alkalinity in water sample.
 - Split the first experiment into two
 3. Determination of total, temporary & permanent hardness of water by EDTA method.
 4. Determination of DO content of water sample by Winkler's method.
 5. Determination of chloride content of water sample by Argentometric method.
 6. Estimation of copper content of the given solution by Iodometry.
 7. Estimation of TDS of a water sample by gravimetry.
 8. Determination of strength of given hydrochloric acid using pH meter.
 9. Determination of strength of acids in a mixture of acids using conductivity meter.
 10. Conductometric titration of barium chloride against sodium sulphate (precipitation titration)
 11. Estimation of iron content of the given solution using potentiometer.
 12. Estimation of sodium /potassium present in water using flame photometer.
 13. Preparation of nanoparticles ($\text{TiO}_2/\text{ZnO}/\text{CuO}$) by Sol-Gel method.
 14. Estimation of Nickel in steel
 15. Proximate analysis of Coal

TOTAL : 30 PERIODS

COURSE OUTCOMES :

CO1 To analyse the quality of water samples with respect to their acidity, alkalinity, hardness and DO.

CO2 To determine the amount of metal ions through volumetric and spectroscopic techniques

CO3 To analyse and determine the composition of alloys.

CO4 To learn simple method of synthesis of nanoparticles

CO5 To quantitatively analyse the impurities in solution by electroanalytical techniques''

TEXT BOOKS:

1. J. Mendham, R. C. Denney, J.D. Barnes, M. Thomas and B. Sivasankar, Vogel's Textbook of Quantitative Chemical Analysis (2009).

COs- PO's & PSO's MAPPING

CO	PO												PSO		
	1	2	3	4	5	6	7	8	9	10	11	12	1	2	3
1	3	-	1	-	-	2	2	-	-	-	-	2	-	-	-
2	3	1	2	-	-	1	2	-	-	-	-	1	-	-	-
3	3	2	1	1	-	-	1	-	-	-	-	-	-	-	-
4	2	1	2	-	-	2	2	-	-	-	-	-	-	-	-
5	2	1	2	-	1	2	2	-	-	-	-	1	-	-	-
Avg.	2.6	1.3	1.6	1	1	1.4	1.8	-	-	-	-	1.3	-	-	-

- 1-low, 2-medium, 3-high, '-'- no correlation

GE3172

ENGLISH LABORATORY

L T P C
0 0 2 1**COURSE OBJECTIVES :**

- To improve the communicative competence of learners
- To help learners use language effectively in academic /work contexts
- To develop various listening strategies to comprehend various types of audio materials like lectures, discussions, videos etc.
- To build on students' English language skills by engaging them in listening, speaking and grammar learning activities that are relevant to authentic contexts.
- To use language efficiently in expressing their opinions via various media.

UNIT I INTRODUCTION TO FUNDAMENTALS OF COMMUNICATION 6

Listening for general information-specific details- conversation: Introduction to classmates - Audio / video (formal & informal); Telephone conversation; Listening to voicemail & messages; Listening and filling a form. Speaking - making telephone calls-Self Introduction; Introducing a friend; - politeness strategies- making polite requests, making polite offers, replying to polite requests and offers- understanding basic instructions(filling out a bank application for example).

UNIT II NARRATION AND SUMMATION 6

Listening - Listening to podcasts, anecdotes / stories / event narration; documentaries and interviews with celebrities. Speaking - Narrating personal experiences / events-Talking about current and temporary situations & permanent and regular situations* - describing experiences and feelings-engaging in small talk- describing requirements and abilities.

UNIT III DESCRIPTION OF A PROCESS PRODUCT 6

Listening - Listen to product and process descriptions; a classroom lecture; and advertisements about products. Speaking – Picture description- describing locations in workplaces- Giving instruction to use the product- explaining uses and purposes- Presenting a product- describing shapes and sizes and weights- talking about quantities(large & small)-talking about precautions.

UNIT IV CLASSIFICATION AND RECOMMENDATIONS 6

Listening – Listening to TED Talks; Listening to lectures - and educational videos. Speaking – Small Talk; discussing and making plans-talking about tasks-talking about progress- talking about positions and directions of movement-talking about travel preparations- talking about transportation-

UNIT V EXPRESSION

6

Listening – Listening to debates/ discussions; different viewpoints on an issue; and panel discussions. Speaking –making predictions- talking about a given topic-giving opinions-understanding a website-describing processes

TOTAL : 30 PERIODS

LEARNING OUTCOMES:

At the end of the course, learners will be able

- CO1** To listen to and comprehend general as well as complex academic information
- CO2** To listen to and understand different points of view in a discussion
- CO3** To speak fluently and accurately in formal and informal communicative contexts
- CO4** To describe products and processes and explain their uses and purposes clearly and accurately
- CO5** To express their opinions effectively in both formal and informal discussions

ASSESSMENT PATTERN

- One online / app based assessment to test listening /speaking
- End Semester **ONLY** listening and speaking will be conducted online.
- Proficiency certification is given on successful completion of listening and speaking internal test and end semester exam.

COs- PO's & PSO's MAPPING

CO	PO												PSO		
	1	2	3	4	5	6	7	8	9	10	11	12	1	2	3
1	3	3	3	3	1	3	3	3	3	3	3	3	-	-	-
2	3	3	3	3	1	3	3	3	3	3	3	3	-	-	-
3	3	3	3	3	1	3	3	3	3	3	3	3	-	-	-
4	3	3	3	3	1	3	3	3	3	3	3	3	-	-	-
5	3	3	3	3	1	3	3	3	3	3	3	3	-	-	-
AVg.	3	3	3	3	1	3	3	3	3	3	3	3	-	-	-

- 1-low, 2-medium, 3-high, ‘-‘- no correlation

Note: The average value of this course to be used for program articulation matrix

HS3252

PROFESSIONAL ENGLISH II

L T P C
2 0 0 2

COURSE OBJECTIVES:

- To engage learners in meaningful language activities to improve their reading and writing skills
- To learn various reading strategies and apply in comprehending documents in professional context.
- To help learners understand the purpose, audience, contexts of different types of writing
- To develop analytical thinking skills for problem solving in communicative contexts
- To demonstrate an understanding of job applications and interviews for internship and placements

UNIT I MAKING COMPARISONS

6

Reading - Reading advertisements, user manuals, brochures; Writing – Professional emails, Email etiquette - Compare and Contrast Essay; Grammar – Mixed Tenses, Prepositional phrases

- UNIT II EXPRESSING CAUSAL RELATIONS IN SPEAKING AND WRITING 6**
 Reading - Reading longer technical texts– Cause and Effect Essays, and Letters / emails of complaint, Writing - Writing responses to complaints. Grammar - Active Passive Voice transformations, Infinitive and Gerunds
- UNIT III PROBLEM SOLVING 6**
 Reading - Case Studies, excerpts from literary texts, news reports etc. Writing – Letter to the Editor, Checklists, Problem solution essay / Argumentative Essay. Grammar – Error correction; If conditional sentences
- UNIT IV REPORTING OF EVENTS AND RESEARCH 6**
 Reading –Newspaper articles; Writing – Recommendations, Transcoding, Accident Report, Survey Report Grammar – Reported Speech, Modals Vocabulary – Conjunctions- use of prepositions
- UNIT V THE ABILITY TO PUT IDEAS OR INFORMATION COGENTLY 6**
 Reading – Company profiles, Statement of Purpose, (SOP), an excerpt of interview with professionals; Writing – Job / Internship application – Cover letter & Resume; Grammar – Numerical adjectives, Relative Clauses.

TOTAL : 30 PERIODS

COURSE OUTCOMES:

At the end of the course, learners will be able

- CO1** To compare and contrast products and ideas in technical texts.
- CO2** To identify and report cause and effects in events, industrial processes through technical texts
- CO3** To analyse problems in order to arrive at feasible solutions and communicate them in the written format.
- CO4** To present their ideas and opinions in a planned and logical manner
- CO5** To draft effective resumes in the context of job search.

TEXT BOOKS :

1. English for Engineers & Technologists (2020 edition) Orient Blackswan Private Ltd. Department of English, Anna University.
2. English for Science & Technology Cambridge University Press 2021.
3. Authored by Dr. Veena Selvam, Dr. Sujatha Priyadarshini, Dr. Deepa Mary Francis, Dr. KN. Shoba, and Dr. Lourdes Joevani, Department of English, Anna University.

REFERENCES:

1. Raman. Meenakshi, Sharma. Sangeeta (2019). Professional English. Oxford university press. New Delhi.
2. Improve Your Writing ed. V.N. Arora and Laxmi Chandra, Oxford Univ. Press, 2001, New Delhi.
3. Learning to Communicate – Dr. V. Chellammal. Allied Publishers, New Delhi, 2003
4. Business Correspondence and Report Writing by Prof. R.C. Sharma & Krishna Mohan, Tata McGraw Hill & Co. Ltd., 2001, New Delhi.
5. Developing Communication Skills by Krishna Mohan, Meera Bannerji- Macmillan India Ltd. 1990, Delhi.

ASSESSMENT PATTERN

Two internal assessments and an end semester examination to test students’ reading and writing skills along with their grammatical and lexical competence.

COs- PO’s & PSO’s MAPPING

CO	PO												PSO		
	1	2	3	4	5	6	7	8	9	10	11	12	1	2	3
1	3	3	3	3	3	3	3	3	2	3	3	3	-	-	-
2	3	3	3	3	3	3	3	3	2	3	3	3	-	-	-
3	3	3	3	3	3	3	3	3	2	3	3	3	-	-	-
4	3	3	3	3	2	3	3	3	2	3	3	3	-	-	-
5	-	-	-	-	-	-	-	-	3	3	3	3	-	-	-
AVg.	3	3	3	3	2.75	3	3	3	2.2	3	3	3	-	-	-

- 1-low, 2-medium, 3-high, ‘-’- no correlation

Note: The average value of this course to be used for program articulation matrix

MA3251

STATISTICS AND NUMERICAL METHODS

L T P C

3 1 0 4

COURSE OBJECTIVES:

- This course aims at providing the necessary basic concepts of a few statistical and numerical methods and give procedures for solving numerically different kinds of problems occurring in engineering and technology.
- To acquaint the knowledge of testing of hypothesis for small and large samples which plays an important role in real life problems.
- To introduce the basic concepts of solving algebraic and transcendental equations.
- To introduce the numerical techniques of interpolation in various intervals and numerical techniques of differentiation and integration which plays an important role in engineering and technology disciplines.
- To acquaint the knowledge of various techniques and methods of solving ordinary differential equations.

UNIT I TESTING OF HYPOTHESIS**9+3**

Sampling distributions - Tests for single mean, proportion and difference of means (Large and small samples) – Tests for single variance and equality of variances – Chi square test for goodness of fit – Independence of attributes.

UNIT II DESIGN OF EXPERIMENTS**9+3**

One way and two way classifications - Completely randomized design – Randomized block design – Latin square design - 2^2 factorial design.

UNIT III SOLUTION OF EQUATIONS AND EIGENVALUE PROBLEMS**9+3**

Solution of algebraic and transcendental equations - Fixed point iteration method – Newton Raphson method- Solution of linear system of equations - Gauss elimination method – Pivoting - Gauss Jordan method – Iterative methods of Gauss Jacobi and Gauss Seidel - Eigenvalues of a matrix by Power method and Jacobi's method for symmetric matrices.

UNIT IV INTERPOLATION, NUMERICAL DIFFERENTIATION AND NUMERICAL INTEGRATION**9+3**

Lagrange's and Newton's divided difference interpolations – Newton's forward and backward difference interpolation – Approximation of derivatives using interpolation polynomials – Numerical single and double integrations using Trapezoidal and Simpson's $1/3$ rules.

UNIT V NUMERICAL SOLUTION OF ORDINARY DIFFERENTIAL EQUATIONS**9+3**

Single step methods: Taylor's series method - Euler's method - Modified Euler's method - Fourth order Runge-Kutta method for solving first order differential equations - Multi step methods: Milne's and Adams - Bash forth predictor corrector methods for solving first order differential equations.

TOTAL: 60 PERIODS**COURSE OUTCOMES:**

Upon successful completion of the course, students will be able to:

- CO1** Apply the concept of testing of hypothesis for small and large samples in real life problems.
- CO2** Apply the basic concepts of classifications of design of experiments in the field of agriculture.
- CO3** Appreciate the numerical techniques of interpolation in various intervals and apply the numerical techniques of differentiation and integration for engineering problems.
- CO4** Understand the knowledge of various techniques and methods for solving first and second order ordinary differential equations.
- CO5** Solve the partial and ordinary differential equations with initial and boundary conditions by using certain techniques with engineering applications.

TEXT BOOKS:

1. Grewal, B.S., and Grewal, J.S., "Numerical Methods in Engineering and Science", Khanna Publishers, 10th Edition, New Delhi, 2015.
2. Johnson, R.A., Miller, I and Freund J., "Miller and Freund's Probability and Statistics for Engineers", Pearson Education, Asia, 8th Edition, 2015.

REFERENCES:

1. Burden, R.L and Faires, J.D, "Numerical Analysis", 9th Edition, Cengage Learning, 2016.
2. Devore. J.L., "Probability and Statistics for Engineering and the Sciences", Cengage Learning, New Delhi, 8th Edition, 2014.
3. Gerald. C.F. and Wheatley. P.O. "Applied Numerical Analysis" Pearson Education, Asia, New Delhi, 7th Edition, 2007.
4. Gupta S.C. and Kapoor V. K., "Fundamentals of Mathematical Statistics", Sultan Chand & Sons, New Delhi, 12th Edition, 2020.
5. Spiegel. M.R., Schiller. J. and Srinivasan. R.A., "Schaum's Outlines on Probability and Statistics", Tata McGraw Hill Edition, 4th Edition, 2012.
6. Walpole. R.E., Myers. R.H., Myers. S.L. and Ye. K., "Probability and Statistics for Engineers and Scientists", 9th Edition, Pearson Education, Asia, 2010.

COs- PO's & PSO's MAPPING

	PO 01	PO 02	PO 03	PO 04	PO 05	PO 06	PO 07	PO 08	PO 09	PO 10	PO 11	PO 12	PS O1	PS O2	PS O3
CO1	3	3	1	1	1	0	0	0	2	0	2	3	-	-	-
CO2	3	3	1	1	1	0	0	0	2	0	2	3	-	-	-
CO3	3	3	1	1	1	0	0	0	2	0	2	3	-	-	-
CO4	3	3	1	1	1	0	0	0	2	0	2	3	-	-	-
CO5	3	3	1	1	1	0	0	0	2	0	2	3	-	-	-
Avg	3	3	1	1	1	0	0	0	2	0	2	3	-	-	-

PH3201**PHYSICS FOR CIVIL ENGINEERING****L T P C
3 0 0 3****COURSE OBJECTIVES:**

- To introduce the basics of heat transfer through different materials, thermal performance of building and various thermal applications
- To impart knowledge on the ventilation and air conditioning of buildings
- To introduce the concepts of sound insulation and lighting designs
- To give an introduction to the processing and applications of new engineering materials
- To create an awareness on natural disasters and safety measures

UNIT I THERMAL APPLICATIONS**9**

Principles of heat transfer, steady state of heat flow, conduction through compound media-series and parallel-conductivity of rubber tube and powder materials - heat transfer through fenestrations, thermal insulation and its benefits - heat gain and heat loss estimation - factors affecting the thermal performance of buildings, thermal measurements, thermal comfort, indices of thermal comfort, climate and design of solar radiation, shading devices - central heating.

UNIT II VENTILATION AND REFRIGERATION**9**

Requirements, principles of natural ventilation - ventilation measurements, design for natural ventilation - Window types and packaged air conditioners - chilled water plant - fan coil systems - water piping - cooling load - Air conditioning systems for different types of buildings - Protection against fire to be caused by A.C.Systems.

UNIT III ACOUSTICS AND LIGHTING DESIGNS**9**

Methods of sound absorptions - absorbing materials - noise and its measurements, sound insulation and its measurements, impact of noise in multistored buildings. Visual field glare, colour - day light calculations - day light design of windows, measurement of day-light and use of models and artificial skies, principles of artificial lighting, supplementary artificial lighting.

UNIT IV NEW ENGINEERING MATERIALS 9

Composites - Definition and Classification - Fibre reinforced plastics (FRP) and fiber reinforced metals (FRM) - Metallic glasses - Shape memory alloys - Ceramics - Classification - Crystalline - Non Crystalline - Bonded ceramics, Manufacturing methods - Slip casting - Isostatic pressing - Gas pressure bonding - Properties - thermal, mechanical, electrical and chemical ceramic fibres - ferroelectric and ferromagnetic ceramics - High Aluminium ceramics.

UNIT V NATURAL DISASTERS 9

Seismology and Seismic waves - Earth quake ground motion - Basic concepts and estimation techniques - site effects - Probabilistic and deterministic Seismic hazard analysis - Cyclone and flood hazards - Fire hazards and fire protection, fire-proofing of materials, fire safety regulations and firefighting equipment - Prevention and safety measures.

TOTAL: 45 PERIODS**COURSE OUTCOMES:**

After completion of the course, the students should be able to

CO1 acquire knowledge about heat transfer through different materials, thermal performance of building and thermal insulation.

CO2 gain knowledge on the ventilation and air conditioning of buildings

CO3 understand the concepts of sound absorption, noise insulation and lighting designs

CO4 know about the processing and applications of composites, metallic glasses, shape memory alloys and ceramics

CO5 get an awareness on natural disasters such as earth quake, cyclone, fire and safety measures

TEXT BOOKS:

1. Marko Pinteric, Building Physics, Springer 2017.
2. D.S.Mathur. Elements of Properties of Matter. S Chand & Company, 2010.
3. Hugo Hens, Building Physics: Heat, Air and Moisture, Wiley, 2017

REFERENCES:

1. W.R.Stevens. Building Physics: Lighting. Pergamon Press, 2013..
2. Hugo Hens, Applied Building Physics, Wiley, 2016
3. K.G.Budinski and M.K.Budinski. Engineering Materials: Properties and Selection. Pearson Education, 2016.
4. Peter A. Claisse, Civil Engineering Materials, Elsevier, 2016.
5. Patrick L. Abbott, Natural Disasters, McGraw-Hill, 2017.

CO's-PO's & PSO's MAPPING

CO's	PO's												PSO's			
	1	2	3	4	5	6	7	8	9	10	11	12	1	2	3	
1	3	2	2	-	1	1	-	-	-	-	-	-	-	-	-	-
2	3	2	2	-	1	1	-	-	-	-	-	-	-	-	-	-
3	3	2	2	-	1	1	-	-	-	-	-	-	-	-	-	-
4	3	-	2	2	2	1	-	-	-	-	-	-	-	-	-	-
5	3	1	-	-	1	3	-	-	-	-	-	-	-	-	-	-
AVG	3	1.75	2	2	1.2	1.4										

1-Low,2-Medium,3-High,"-no correlation

Note: the average value of this course to be used for program articulation matrix.

BE3252

**BASIC ELECTRICAL, ELECTRONICS AND INSTRUMENTATION
ENGINEERING****L T P C
3 0 0 3****COURSE OBJECTIVES:**

- To introduce the basics of electric circuits and analysis
- To impart knowledge in domestic wiring
- To impart knowledge in the basics of working principles and application of electrical machines
- To introduce analog devices and their characteristics
- To introduce the functional elements and working of sensors and transducers.

UNIT I ELECTRICAL CIRCUITS**9**

DC Circuits: Circuit Components: Conductor, Resistor, Inductor, Capacitor – Ohm's Law - Kirchhoff's Laws – Simple problems- Nodal Analysis, Mesh analysis with Independent sources only (Steady state)

Introduction to AC Circuits and Parameters: Waveforms, Average value, RMS Value, Instantaneous power, real power, reactive power and apparent power, power factor – Steady state analysis of RLC circuits (Simple problems only), Three phase supply – star and delta connection – power in three-phase systems

UNIT II MAGNETIC CIRCUITS AND ELECTRICAL INSTALLATIONS**9**

Magnetic circuits-definitions-MMF, flux, reluctance, magnetic field intensity, flux density, fringing, self and mutual inductances-simple problems.

Domestic wiring , types of wires and cables, earthing ,protective devices- switch fuse unit- Miniature circuit breaker-moulded case circuit breaker- earth leakage circuit breaker, safety precautions and First Aid

UNIT III ELECTRICAL MACHINES**9**

Construction and Working principle- DC Separately and Self excited Generators, EMF equation, Types and Applications. Working Principle of DC motors, Torque Equation, Types and Applications. Construction, Working principle and Applications of Transformer, Three phase Alternator, Synchronous motor and Three Phase Induction Motor.

UNIT IV ANALOG ELECTRONICS**9**

Resistor, Inductor and Capacitor in Electronic Circuits- Semiconductor Materials: Silicon & Germanium – PN Junction Diodes, Zener Diode –Characteristics Applications – Bipolar Junction Transistor-Biasing, JFET, SCR, MOSFET, IGBT – Types, I-V Characteristics and Applications, Rectifier and Inverters, harmonics

UNIT V SENSORS AND TRANSDUCERS**9**

Sensors, solenoids, pneumatic controls with electrical actuator, mechatronics, types of valves and its applications, electro-pneumatic systems, proximity sensors, limit switches, piezoelectric, hall effect, photo sensors, Strain gauge, LVDT, differential pressure transducer, optical and digital transducers, Smart sensors, Thermal Imagers.

TOTAL: 45 PERIODS**COURSE OUTCOMES:**

After completing this course, the students will be able to

- CO1:** Compute the electric circuit parameters for simple problems
CO2: Explain the concepts of domestic wiring and protective devices
CO3: Explain the working principle and applications of electrical machines
CO4: Analyze the characteristics of analog electronic devices
CO5: Explain the types and operating principles of sensors and transducers

TEXT BOOKS:

1. D P Kothari and I.J Nagarath, "Basic Electrical and Electronics Engineering", McGraw Hill Education (India) Private Limited, Second Edition, 2020
2. A.K. Sawhney, Puneet Sawhney 'A Course in Electrical & Electronic Measurements & Instrumentation', Dhanpat Rai and Co, 2015.
3. S.K. Bhattacharya, Basic Electrical Engineering, Pearson Education, 2019
4. James A Svoboda, Richard C. Dorf, Dorf's Introduction to Electric Circuits, Wiley,2018

REFERENCES:

1. John Bird, "Electrical Circuit theory and technology", Routledge; 2017.
2. Thomas L. Floyd, 'Electronic Devices', 10th Edition, Pearson Education, 2018.
3. Albert Malvino, David Bates, '**Electronic Principles**, McGraw Hill Education; 7th edition, 2017
4. Muhammad H.Rashid, "Spice for Circuits and electronics", 4th Edition., Cengage India,2019.
5. H.S. Kalsi, 'Electronic Instrumentation', Tata McGraw-Hill, New Delhi, 2010

CO's, PO's & PSO's MAPPING

CO's	PO's												PSO's		
	1	2	3	4	5	6	7	8	9	10	11	12	1	2	3
1	2	1	1					1					-	-	-
2	2	1	1					1					-	-	-
3	2	1	1					1					-	-	-
4	2	1	1					1					-	-	-
5	2	1	1					1					-	-	-
Avg.	2	1	1					1					-	-	-

GE3251

ENGINEERING GRAPHICSL T P C
2 0 4 4**COURSE OBJECTIVES:**

The main learning objective of this course is to prepare the students for:

- Drawing engineering curves.
- Drawing freehand sketch of simple objects.
- Drawing orthographic projection of solids and section of solids.
- Drawing development of solids
- Drawing isometric and perspective projections of simple solids.

CONCEPTS AND CONVENTIONS (Not for Examination)

Importance of graphics in engineering applications — Use of drafting instruments — BIS conventions and specifications — Size, layout and folding of drawing sheets — Lettering and dimensioning.

UNIT I PLANE CURVES**6+12**

Basic Geometrical constructions, Curves used in engineering practices: Conics — Construction of ellipse, parabola and hyperbola by eccentricity method — Construction of cycloid — construction of involutes of square and circle — Drawing of tangents and normal to the above curves.

UNIT II PROJECTION OF POINTS, LINES AND PLANE SURFACE**6+12**

Orthographic projection- principles-Principal planes-First angle projection-projection of points. Projection of straight lines (only First angle projections) inclined to both the principal planes - Determination of true lengths and true inclinations by rotating line method and traces. Projection of planes (polygonal and circular surfaces) inclined to both the principal planes by rotating object method.

UNIT III PROJECTION OF SOLIDS AND FREEHAND SKETCHING**6+12**

Projection of simple solids like prisms, pyramids, cylinder, cone and truncated solids when the axis is inclined to one of the principal planes and parallel to the other by rotating object method. Visualization concepts and Free Hand sketching: Visualization principles —Representation of Three Dimensional objects — Layout of views- Freehand sketching of multiple views from pictorial views of objects.

Practicing three dimensional modeling of simple objects by CAD Software(Not for examination)

UNIT IV PROJECTION OF SECTIONED SOLIDS AND DEVELOPMENT OF SURFACES 6+12

Sectioning of above solids in simple vertical position when the cutting plane is inclined to the one of the principal planes and perpendicular to the other — obtaining true shape of section. Development of lateral surfaces of simple and sectioned solids — Prisms, pyramids cylinders and cones.
Practicing three dimensional modeling of simple objects by CAD Software(Not for examination)

UNIT V ISOMETRIC AND PERSPECTIVE PROJECTIONS 6+12

Principles of isometric projection — isometric scale —Isometric projections of simple solids and truncated solids - Prisms, pyramids, cylinders, cones- combination of two solid objects in simple vertical positions - Perspective projection of simple solids-Prisms, pyramids and cylinders by visual ray method.
Practicing three dimensional modeling of isometric projection of simple objects by CAD Software(Not for examination)

TOTAL: (L=30+P=60) 90 PERIODS

COURSE OUTCOMES:

On successful completion of this course, the student will be able to

CO1 Use BIS conventions and specifications for engineering drawing.

CO2 Construct the conic curves, involutes and cycloid.

CO3 Solve practical problems involving projection of lines.

CO4 Draw the orthographic, isometric and perspective projections of simple solids.

CO5 Draw the development of simple solids.

TEXT BOOKS:

1. Bhatt N.D. and Panchal V.M., “Engineering Drawing”, Charotar Publishing House, 53rd Edition, 2019.
2. Natrajan K.V., “A Text Book of Engineering Graphics”, Dhanalakshmi Publishers, Chennai, 2018.
3. Parthasarathy, N. S. and Vela Murali, “Engineering Drawing”, Oxford University Press, 2015

REFERENCES:

1. Basant Agarwal and Agarwal C.M., “Engineering Drawing”, McGraw Hill, 2nd Edition, 2019.
2. Gopalakrishna K.R., “Engineering Drawing” (Vol. I&II combined), Subhas Publications, Bangalore, 27th Edition, 2017.
3. Luzzader, Warren.J. and Duff, John M., “Fundamentals of Engineering Drawing with an introduction to Interactive Computer Graphics for Design and Production, Eastern Economy Edition, Prentice Hall of India Pvt. Ltd, New Delhi, 2005.
4. Parthasarathy N. S. and Vela Murali, “Engineering Graphics”, Oxford University, Press, New Delhi, 2015.
5. Shah M.B., and Rana B.C., “Engineering Drawing”, Pearson Education India, 2nd Edition, 2009.
6. Venugopal K. and Prabhu Raja V., “Engineering Graphics”, New Age International (P) Limited, 2008.

Publication of Bureau of Indian Standards:

1. IS 10711 — 2001: Technical products Documentation — Size and lay out of drawing sheets.
2. IS 9609 (Parts 0 & 1) — 2001: Technical products Documentation — Lettering.
3. IS 10714 (Part 20) — 2001 & SP 46 — 2003: Lines for technical drawings.
4. IS 11669 — 1986 & SP 46 —2003: Dimensioning of Technical Drawings.
5. IS 15021 (Parts 1 to 4) — 2001: Technical drawings — Projection Methods.

Special points applicable to University Examinations on Engineering Graphics:

1. There will be five questions, each of either or type covering all units of the syllabus.
2. All questions will carry equal marks of 20 each making a total of 100.
3. The answer paper shall consist of drawing sheets of A3 size only. The students will be permitted to use appropriate scale to fit solution within A3 size.
4. The examination will be conducted in appropriate sessions on the same day

COs- PO's & PSO's MAPPING

CO	PO												PSO		
	1	2	3	4	5	6	7	8	9	10	11	12	1	2	3
1	3	1	2		2					3		2	2	2	
2	3	1	2		2					3		2	2	2	
3	3	1	2		2					3		2	2	2	
4	3	1	2		2					3		2	2	2	
5	3	1	2		2					3		2	2	2	
Avg	3	1	2		2					3		2	2	2	
Low (1) ; Medium (2) ; High (3)															

NCC Credit Course Level 1*

NX3251

(ARMY WING) NCC Credit Course Level - I

L T PC
2 0 0 2**NCC GENERAL**

NCC 1	Aims, Objectives & Organization of NCC	1
NCC 2	Incentives	2
NCC 3	Duties of NCC Cadet	1
NCC 4	NCC Camps: Types & Conduct	2

NATIONAL INTEGRATION AND AWARENESS

NI 1	National Integration: Importance & Necessity	1
NI 2	Factors Affecting National Integration	1
NI 3	Unity in Diversity & Role of NCC in Nation Building	1
NI 4	Threats to National Security	1

PERSONALITY DEVELOPMENT

PD 1	Self-Awareness, Empathy, Critical & Creative Thinking, Decision Making and Problem Solving	2
PD 2	Communication Skills	3
PD 3	Group Discussion: Stress & Emotions	2

LEADERSHIP

L 1	Leadership Capsule: Traits, Indicators, Motivation, Moral Values, Honour 'Code	3
L 2	Case Studies: Shivaji, Jhasi Ki Rani	2

SOCIAL SERVICE AND COMMUNITY DEVELOPMENT

SS 1	Basics, Rural Development Programmes, NGOs, Contribution of Youth	3
SS 4	Protection of Children and Women Safety	1
SS 5	Road / Rail Travel Safety	1
SS 6	New Initiatives	2
SS 7	Cyber and Mobile Security Awareness	1

TOTAL : 30 PERIODS

NCC Credit Course Level 1*

NX3252 (NAVAL WING) NCC Credit Course Level - I		L	T	P	C
		2	0	0	2
NCC GENERAL					6
NCC 1	Aims, Objectives & Organization of NCC				1
NCC 2	Incentives				2
NCC 3	Duties of NCC Cadet				1
NCC 4	NCC Camps: Types & Conduct				2
NATIONAL INTEGRATION AND AWARENESS					4
NI 1	National Integration: Importance & Necessity				1
NI 2	Factors Affecting National Integration				1
NI 3	Unity in Diversity & Role of NCC in Nation Building				1
NI 4	Threats to National Security				1
PERSONALITY DEVELOPMENT					7
PD 1	Self-Awareness, Empathy, Critical & Creative Thinking, Decision Making and Problem Solving				2
PD 2	Communication Skills				3
PD 3	Group Discussion: Stress & Emotions				2
LEADERSHIP					5
L 1	Leadership Capsule: Traits, Indicators, Motivation, Moral Values, Honour Code				3
L 2	Case Studies: Shivaji, Jhasi Ki Rani				2
SOCIAL SERVICE AND COMMUNITY DEVELOPMENT					8
SS 1	Basics, Rural Development Programmes, NGOs, Contribution of Youth				3
SS 4	Protection of Children and Women Safety				1
SS 5	Road / Rail Travel Safety				1
SS 6	New Initiatives				2
SS 7	Cyber and Mobile Security Awareness				1
TOTAL : 30 PERIODS					

NCC Credit Course Level 1*

NX3253 (AIR FORCE WING) NCC Credit Course Level - I		L	T	P	C
		2	0	0	2
NCC GENERAL					6
NCC 1	Aims, Objectives & Organization of NCC				1
NCC 2	Incentives				2
NCC 3	Duties of NCC Cadet				1
NCC 4	NCC Camps: Types & Conduct				2
NATIONAL INTEGRATION AND AWARENESS					4
NI 1	National Integration: Importance & Necessity				1
NI 2	Factors Affecting National Integration				1
NI 3	Unity in Diversity & Role of NCC in Nation Building				1
NI 4	Threats to National Security				1
PERSONALITY DEVELOPMENT					7
PD 1	Self-Awareness, Empathy, Critical & Creative Thinking, Decision Making and Problem Solving				2
PD 2	Communication Skills				3
PD 3	Group Discussion: Stress & Emotions				2

TEXT-CUM-REFERENCE BOOKS

1. தமிழக வரலாறு – மக்களும் பண்பாடும் – கே.கே. பிள்ளை (வெளியீடு: தமிழ்நாடு பாடநூல் மற்றும் கல்வியியல் பணிகள் கழகம்).
2. கணினித் தமிழ் – முனைவர் இல. சுந்தரம். (விகடன் பிரசுரம்).
3. கீழடி – வைகை நதிக்கரையில் சங்ககால நகர நாகரிகம் (தொல்லியல் துறை வெளியீடு)
4. பொருறை – ஆற்றங்கரை நாகரிகம். (தொல்லியல் துறை வெளியீடு)
5. Social Life of Tamils (Dr.K.K.Pillay) A joint publication of TNTB & ESC and RMRL – (in print)
6. Social Life of the Tamils - The Classical Period (Dr.S.Singaravelu) (Published by: International Institute of Tamil Studies.
7. Historical Heritage of the Tamils (Dr.S.V.Subatamanian, Dr.K.D. Thirunavukkarasu) (Published by: International Institute of Tamil Studies).
8. The Contributions of the Tamils to Indian Culture (Dr.M.Valarmathi) (Published by: International Institute of Tamil Studies.)
9. Keeladi - 'Sangam City Civilization on the banks of river Vaigai' (Jointly Published by: Department of Archaeology & Tamil Nadu Text Book and Educational Services Corporation, Tamil Nadu)
10. Studies in the History of India with Special Reference to Tamil Nadu (Dr.K.K.Pillay) (Published by: The Author)
11. Porunai Civilization (Jointly Published by: Department of Archaeology & Tamil Nadu Text Book and Educational Services Corporation, Tamil Nadu)
12. Journey of Civilization Indus to Vaigai (R.Balakrishnan) (Published by: RMRL) – Reference Book.

GE3252**TAMILS AND TECHNOLOGY****L T P C****1 0 0 1****UNIT I WEAVING AND CERAMIC TECHNOLOGY****3**

Weaving Industry during Sangam Age – Ceramic technology – Black and Red Ware Potteries (BRW) – Graffiti on Potteries.

UNIT II DESIGN AND CONSTRUCTION TECHNOLOGY**3**

Designing and Structural construction House & Designs in household materials during Sangam Age - Building materials and Hero stones of Sangam age – Details of Stage Constructions in Silappathikaram - Sculptures and Temples of Mamallapuram - Great Temples of Cholas and other worship places - Temples of Nayaka Period - Type study (Madurai Meenakshi Temple)- Thirumalai Nayakar Mahal - Chetti Nadu Houses, Indo - Saracenic architecture at Madras during British Period.

UNIT III MANUFACTURING TECHNOLOGY**3**

Art of Ship Building - Metallurgical studies - Iron industry - Iron smelting, steel -Copper and gold-Coins as source of history - Minting of Coins – Beads making-industries Stone beads -Glass beads - Terracotta beads -Shell beads/ bone beads - Archeological evidences - Gem stone types described in Silappathikaram.

UNIT IV AGRICULTURE AND IRRIGATION TECHNOLOGY**3**

Dam, Tank, ponds, Sluice, Significance of Kumizhi Thoempu of Chola Period, Animal Husbandry - Wells designed for cattle use - Agriculture and Agro Processing - Knowledge of Sea - Fisheries – Pearl - Conche diving - Ancient Knowledge of Ocean - Knowledge Specific Society.

UNIT V SCIENTIFIC TAMIL & TAMIL COMPUTING**3**

Development of Scientific Tamil - Tamil computing – Digitalization of Tamil Books – Development of Tamil Software – Tamil Virtual Academy – Tamil Digital Library – Online Tamil Dictionaries – Sorkuvai Project.

TOTAL: 15 PERIODS**TEXT-CUM-REFERENCE BOOKS**

1. தமிழக வரலாறு – மக்களும் பண்பாடும் – கே.கே. பிள்ளை (வெளியீடு: தமிழ்நாடு பாடநூல் மற்றும் கல்வியியல் பணிகள் கழகம்).
2. கணினித் தமிழ் – முனைவர் இல. சுந்தரம். (விகடன் பிரசுரம்).
3. கீழடி – வைகை நதிக்கரையில் சங்ககால நகர நாகரிகம் (தொல்லியல் துறை வெளியீடு)
4. பொருநை – ஆற்றங்கரை நாகரிகம். (தொல்லியல் துறை வெளியீடு)
5. Social Life of Tamils (Dr.K.K.Pillay) A joint publication of TNTB & ESC and RMRL – (in print)
6. Social Life of the Tamils - The Classical Period (Dr.S.Singaravelu) (Published by: International Institute of Tamil Studies.
7. Historical Heritage of the Tamils (Dr.S.V.Subatamanian, Dr.K.D. Thirunavukkarasu) (Published by: International Institute of Tamil Studies).
8. The Contributions of the Tamils to Indian Culture (Dr.M.Valarmathi) (Published by: International Institute of Tamil Studies.)
9. Keeladi - 'Sangam City Civilization on the banks of river Vaigai' (Jointly Published by: Department of Archaeology & Tamil Nadu Text Book and Educational Services Corporation, Tamil Nadu)
10. Studies in the History of India with Special Reference to Tamil Nadu (Dr.K.K.Pillay) (Published by: The Author)
11. Porunai Civilization (Jointly Published by: Department of Archaeology & Tamil Nadu Text Book and Educational Services Corporation, Tamil Nadu)
12. Journey of Civilization Indus to Vaigai (R.Balakrishnan) (Published by: RMRL) – Reference Book.

GE3271**ENGINEERING PRACTICES LABORATORY****L T P C
0 0 4 2****COURSE OBJECTIVES:**

The main learning objective of this course is to provide hands on training to the students in:

- Drawing pipe line plan; laying and connecting various pipe fittings used in common household plumbing work; Sawing; planing; making joints in wood materials used in common household wood work.
- Wiring various electrical joints in common household electrical wire work.
- Welding various joints in steel plates using arc welding work; Machining various simple processes like turning, drilling, tapping in parts; Assembling simple mechanical assembly of common household equipments; Making a tray out of metal sheet using sheet metal work.
- Soldering and testing simple electronic circuits; Assembling and testing simple electronic components on PCB.

GROUP – A (CIVIL & ELECTRICAL)**PART I CIVIL ENGINEERING PRACTICES****15****PLUMBING WORK:**

- a) Connecting various basic pipe fittings like valves, taps, coupling, unions, reducers, elbows and other components which are commonly used in household.

- b) Preparing plumbing line sketches.
- c) Laying pipe connection to the suction side of a pump
- d) Laying pipe connection to the delivery side of a pump.
- e) Connecting pipes of different materials: Metal, plastic and flexible pipes used in household appliances.

WOOD WORK:

- a) Sawing,
- b) Planing and
- c) Making joints like T-Joint, Mortise joint and Tenon joint and Dovetail joint.

Wood Work Study:

- a) Studying joints in door panels and wooden furniture
- b) Studying common industrial trusses using models.

PART II ELECTRICAL ENGINEERING PRACTICES 15

- a) Introduction to switches, fuses, indicators and lamps - Basic switch board wiring with lamp, fan and three pin socket
- b) Staircase wiring
- c) Fluorescent Lamp wiring with introduction to CFL and LED types.
- d) Energy meter wiring and related calculations/ calibration
- e) Study of Iron Box wiring and assembly
- f) Study of Fan Regulator (Resistor type and Electronic type using Diac/Triac/quadrac)
- g) Study of emergency lamp wiring/Water heater

GROUP – B (MECHANICAL AND ELECTRONICS)

PART III MECHANICAL ENGINEERING PRACTICES 15

WELDING WORK:

- a) Welding of Butt Joints, Lap Joints, and Tee Joints using arc welding.
- b) Practicing gas welding.

BASIC MACHINING WORK:

- a) (simple)Turning.
- b) (simple)Drilling.
- c) (simple)Tapping.

ASSEMBLY WORK:

- a) Assembling a centrifugal pump.
- b) Assembling a household mixer.
- c) Assembling an air conditioner.

SHEET METAL WORK:

- a) Making of a square tray

FOUNDRY WORK:

- a) Demonstrating basic foundry operations.

PART IV ELECTRONIC ENGINEERING PRACTICES 15

SOLDERING WORK:

- a) Soldering simple electronic circuits and checking continuity.

ELECTRONIC ASSEMBLY AND TESTING WORK:

- a) Assembling and testing electronic components on a small PCB.

ELECTRONIC EQUIPMENT STUDY:

- a) Study an elements of smart phone..
- b) Assembly and dismantle of LED TV.
- c) Assembly and dismantle of computer/ laptop

TOTAL : 60 PERIODS

COURSE OUTCOMES:

Upon completion of this course, the students will be able to:

CO1 Draw pipe line plan; lay and connect various pipe fittings used in common household plumbing work; Saw; plan; make joints in wood materials used in common household wood work.

CO2 Wire various electrical joints in common household electrical wire work.

CO3 Weld various joints in steel plates using arc welding work; Machine various simple processes like turning, drilling, tapping in parts; Assemble simple mechanical assembly of common household equipments; Make a tray out of metal sheet using sheet metal work.

CO4 Solder and test simple electronic circuits; Assemble and test simple electronic components on PCB.

COs- PO's & PSO's MAPPING

CO	PO												PSO		
	1	2	3	4	5	6	7	8	9	10	11	12	1	2	3
1	3	2			1	1	1					2	2	1	1
2	3	2			1	1	1					2	2	1	1
3	3	2			1	1	1					2	2	1	1
Avg	3	2			1	1	1					2	2	1	1
Low (1) ; Medium (2) ; High (3)															

BE3272**BASIC ELECTRICAL, ELECTRONICS AND INSTRUMENTATION
ENGINEERING LABORATORY**

L T P C
0 0 4 2

COURSE OBJECTIVES:

- To train the students in conducting load tests electrical machines
- To gain practical experience in experimentally obtaining the characteristics of electronic devices and rectifiers
- To train the students to measure three phase power and displacement

List of Experiments

1. Verification of ohms and Kirchoff's Laws.
2. Three Phase Power Measurement
3. Load test on DC Shunt Motor.
4. Load test on Self Excited DC Generator
5. Load test on Single phase Transformer
6. Load Test on Induction Motor
7. Characteristics of PN and Zener Diodes
8. Characteristics of BJT, SCR and MOSFET
9. Design and analysis of Half wave and Full Wave rectifiers
10. Measurement of displacement of LVDT

TOTAL: 60 PERIODS**COURSE OUTCOMES:**

After completing this course, the students will be able to

CO1: Use experimental methods to verify the Ohm's law and Kirchoff's Law and to measure three phase power

CO2: Analyze experimentally the load characteristics of electrical machines

CO3: Analyze the characteristics of basic electronic devices

CO4: Use LVDT to measure displacement

CO's, PO's & PSO's MAPPING

CO's	PO's												PSO's		
	1	2	3	4	5	6	7	8	9	10	11	12	1	2	3
1	2	3	1	2				1.5	2				-	-	-
2	2	3	1	2				1.5	2				-	-	-
3	2	3	1	2				1.5	2				-	-	-
4	2	3	1	2				1.5	2				-	-	-
Avg.	1.6	1.4	0.8	1.6				1.2	1.6						

GE3272**COMMUNICATION LABORATORY****L T P C****0 0 4 2****COURSE OBJECTIVES**

- To identify varied group discussion skills and apply them to take part in effective discussions in a professional context.
- To analyse concepts and problems and make effective presentations explaining them clearly and precisely.
- To be able to communicate effectively through formal and informal writing.
- To be able to use appropriate language structures to write emails, reports and essays
- To give instructions and recommendations that are clear and relevant to the context

UNIT I**12**

Speaking-Role Play Exercises Based on Workplace Contexts, - talking about competition-discussing progress toward goals-talking about experiences- talking about events in life- discussing past events-Writing: writing emails (formal & semi-formal).

UNIT II**12**

Speaking: discussing news stories-talking about frequency-talking about travel problems- discussing travel procedures- talking about travel problems- making arrangements-describing arrangements-discussing plans and decisions- discussing purposes and reasons- understanding common technology terms-Writing: - writing different types of emails.

UNIT III**12**

Speaking: discussing predictions-describing the climate-discussing forecasts and scenarios- talking about purchasing-discussing advantages and disadvantages- making comparisons- discussing likes and dislikes- discussing feelings about experiences-discussing imaginary scenarios Writing: short essays and reports-formal/semi-formal letters.

UNIT IV**12**

Speaking: discussing the natural environment-describing systems-describing position and movement- explaining rules-(example- discussing rental arrangements)- understanding technical instructions-Writing: writing instructions-writing a short article.

UNIT V**12**

Speaking: describing things relatively-describing clothing-discussing safety issues(making recommendations) talking about electrical devices-describing controlling actions- Writing: job application(Cover letter + Curriculum vitae)-writing recommendations.

TOTAL: 60 PERIODS

LEARNING OUTCOMES

At the end of the course, learners will be able

CO1 Speak effectively in group discussions held in a formal/semi formal contexts.

CO2 Discuss, analyse and present concepts and problems from various perspectives to arrive at suitable solutions

CO3 Write emails, letters and effective job applications.

CO4 Write critical reports to convey data and information with clarity and precision

CO5 Give appropriate instructions and recommendations for safe execution of tasks

Assessment Pattern

- One online / app based assessment to test speaking and writing skills
- Proficiency certification is given on successful completion of speaking and writing.

COs- PO's & PSO's MAPPING

CO	PO												PSO		
	1	2	3	4	5	6	7	8	9	10	11	12	1	2	3
1	2	3	3	3	1	3	3	3	3	3	3	3	-	-	-
2	2	3	3	3	1	3	3	3	3	3	3	3	-	-	-
3	2	2	3	3	1	3	3	3	3	3	3	3	-	-	-
4	3	3	3	3	3	3	3	3	3	3	3	3	-	-	-
5	3	3	3	3	3	3	3	3	3	3	3	3	-	-	-
AVg.	2.4	2.8	3	3	1.8	3	3	3	3	3	3	3	-	-	-

- 1-low, 2-medium, 3-high, '-'- no correlation
- **Note:** The average value of this course to be used for program articulation matrix.

MA3351

TRANSFORMS AND PARTIAL DIFFERENTIAL EQUATIONS

L T P C
3 1 0 4

COURSE OBJECTIVES

- To introduce the basic concepts of PDE for solving standard partial differential equations.
- To introduce Fourier series analysis which is central to many applications in engineering apart from its use in solving boundary value problems.
- To acquaint the student with Fourier series techniques in solving heat flow problems used in various situations.
- To acquaint the student with Fourier transform techniques used in wide variety of situations.
- To introduce the effective mathematical tools for the solutions of partial differential equations that model several physical processes and to develop Z transform techniques for discrete time systems.

UNIT I PARTIAL DIFFERENTIAL EQUATIONS

9 + 3

Formation of partial differential equations –Solutions of standard types of first order partial differential equations - First order partial differential equations reducible to standard types- Lagrange's linear equation - Linear partial differential equations of second and higher order with constant coefficients of both homogeneous and non-homogeneous types.

UNIT II FOURIER SERIES

9 + 3

Dirichlet's conditions – General Fourier series – Odd and even functions – Half range sine series and cosine series – Root mean square value – Parseval's identity – Harmonic analysis.

UNIT III APPLICATIONS OF PARTIAL DIFFERENTIAL EQUATIONS 9 + 3

Classification of PDE – Method of separation of variables - Fourier series solutions of one dimensional wave equation – One dimensional equation of heat conduction – Steady state solution of two dimensional equation of heat conduction (Cartesian coordinates only).

UNIT IV FOURIER TRANSFORMS 9 + 3

Statement of Fourier integral theorem– Fourier transform pair – Fourier sine and cosine transforms – Properties – Transforms of simple functions – Convolution theorem – Parseval’s identity.

UNIT V Z - TRANSFORMS AND DIFFERENCE EQUATIONS 9 + 3

Z-transforms - Elementary properties – Convergence of Z-transforms - – Initial and final value theorems - Inverse Z-transform using partial fraction and convolution theorem - Formation of difference equations – Solution of difference equations using Z - transforms.

TOTAL: 60 PERIODS

COURSE OUTCOMES

Upon successful completion of the course, students should be able to:

- CO1** Understand how to solve the given standard partial differential equations.
- CO2** Solve differential equations using Fourier series analysis which plays a vital role in engineering applications.
- CO3** Appreciate the physical significance of Fourier series techniques in solving one and two dimensional heat flow problems and one dimensional wave equations.
- CO4** Understand the mathematical principles on transforms and partial differential equations would provide them the ability to formulate and solve some of the physical problems of engineering.
- CO5** Use the effective mathematical tools for the solutions of partial differential equations by using Z transform techniques for discrete time systems.

TEXT BOOKS:

1. Grewal B.S., "Higher Engineering Mathematics" 44th Edition, Khanna Publishers, New Delhi, 2018.
2. Kreyszig E, "Advanced Engineering Mathematics ", 10th Edition, John Wiley, New Delhi, India, 2016.

REFERENCES:

1. Andrews. L.C and Shivamoggi. B, "Integral Transforms for Engineers" SPIE Press, 1999.
2. Bali. N.P and Manish Goyal, "A Textbook of Engineering Mathematics", 10th Edition, Laxmi Publications Pvt. Ltd, 2015.
3. James. G., "Advanced Modern Engineering Mathematics", 4th Edition, Pearson Education, New Delhi, 2016.
4. Narayanan. S., Manicavachagom Pillay.T.K and Ramanaiah.G "Advanced Mathematics for Engineering Students", Vol. II & III, S.Viswanathan Publishers Pvt. Ltd, Chennai, 1998.
5. Ramana. B.V., "Higher Engineering Mathematics", McGraw Hill Education Pvt. Ltd, New Delhi, 2018.
6. Wylie. R.C. and Barrett . L.C., "Advanced Engineering Mathematics "Tata McGraw Hill Education Pvt. Ltd, 6th Edition, New Delhi, 2012.

COs- PO’s & PSO’s MAPPING

	PO 01	PO 02	PO 03	PO '04	PO 05	PO 06	PO 07	PO 08	PO 09	PO 10	PO 11	PO 12	PS O1	PS O2	PS O3
CO1	3	3	1	1	0	0	0	0	2	0	0	3	-	-	-
CO2	3	3	1	1	0	0	0	0	2	0	0	3	-	-	-
CO3	3	3	1	1	0	0	0	0	2	0	0	3	-	-	-
CO4	3	3	1	1	0	0	0	0	2	0	0	3	-	-	-
CO5	3	3	1	1	0	0	0	0	2	0	0	3	-	-	-
Avg	3	3	1	1	0	0	0	0	2	0	0	3	-	-	-

COURSE OBJECTIVES

- To Learn the use scalar and vector analytical techniques for analyzing forces in Statically determinate structures
- To introduce the equilibrium of rigid bodies
- To study and understand the distributed forces, surface, loading on beam and intensity.
- To learn the principles of friction, forces and to determine the apply the concepts of frictional forces at the contact surfaces of various engineering systems.
- To develop basic dynamics concepts – force, momentum, work and energy;

UNIT I STATICS OF PARTICLES**9**

Fundamental Concepts and Principles, Systems of Units, Method of Problem Solutions, Statics of Particles -Forces in a Plane, Resultant of Forces, Resolution of a Force into Components, Rectangular Components of a Force, Unit Vectors. Equilibrium of a Particle- Newton’s First Law of Motion, Space and Free-Body Diagrams, Forces in Space, Equilibrium of a Particle in Space.

UNIT II EQUILIBRIUM OF RIGID BODIES**9**

Principle of Transmissibility, Equivalent Forces, Vector Product of Two Vectors, Moment of a Force about a Point, Varignon’s Theorem, Rectangular Components of the Moment of a Force, Scalar Product of Two Vectors, Mixed Triple Product of Three Vectors, Moment of a Force about an Axis, Couple - Moment of a Couple, Equivalent Couples, Addition of Couples, Resolution of a Given Force into a Force -Couple system, Further Reduction of a System of Forces, Equilibrium in Two and Three Dimensions - Reactions at Supports and Connections.

UNIT III DISTRIBUTED FORCES**9**

Centroids of lines and areas – symmetrical and unsymmetrical shapes, Determination of Centroids by Integration , Theorems of Pappus-Guldinus, Distributed Loads on Beams, Centre of Gravity of a Three-Dimensional Body, Centroid of a Volume, Composite Bodies , Determination of Centroids of Volumes by Integration. Moments of Inertia of Areas and Mass - Determination of the Moment of Inertia of an Area by Integration, Polar Moment of Inertia , Radius of Gyration of an Area , Parallel-Axis Theorem , Moments of Inertia of Composite Areas, Moments of Inertia of a Mass - Moments of Inertia of Thin Plates , Determination of the Moment of Inertia of a Three-Dimensional Body by Integration.

UNIT IV FRICTION**9**

The Laws of Dry Friction, Coefficients of Friction, Angles of Friction, Wedge friction, Wheel Friction, Rolling Resistance, Ladder friction.

UNIT V DYNAMICS OF PARTICLES**9**

Kinematics - Rectilinear Motion and Curvilinear Motion of Particles. Kinetics- Newton’s Second Law of Motion -Equations of Motions, Dynamic Equilibrium, Energy and Momentum Methods - Work of a Force, Kinetic Energy of a Particle, Principle of Work and Energy, Principle of Impulse and Momentum, Impact of bodies.

TOTAL: 45 PERIODS**COURSE OUTCOMES:**

At the end of the course the students would be able to

CO1 Illustrate the vectorial and scalar representation of forces and moments

CO2 Analyse the rigid body in equilibrium

CO3 Evaluate the properties of distributed forces

CO4 Determine the friction and the effects by the laws of friction

CO5 Calculate dynamic forces exerted in rigid body

TEXTBOOKS:

- Beer Ferdinand P, Russel Johnston Jr., David F Mazurek, Philip J Cornwell, SanjeevSanghi, Vector Mechanics for Engineers: Statics and Dynamics, McGraw Higher Education., 11thEdition, 2017.
- Vela Murali, “Engineering Mechanics-Statics and Dynamics”, Oxford University Press, 2018.

REFERENCES:

1. Boreasi P and Schmidt J, Engineering Mechanics: Statics and Dynamics, 1/e, Cengage learning, 2008.
2. Hibbeler, R.C., Engineering Mechanics: Statics, and Engineering Mechanics: Dynamics, 13th edition, Prentice Hall, 2013.
3. Irving H. Shames, Krishna Mohana Rao G, Engineering Mechanics – Statics and Dynamics, 4th Edition, Pearson Education Asia Pvt. Ltd., 2005.
4. Meriam J L and Kraige L G, Engineering Mechanics: Statics and Engineering Mechanics: Dynamics, 7th edition, Wiley student edition, 2013.
5. Timoshenko S, Young D H, Rao J V and SukumarPati, Engineering Mechanics, 5th Edition, McGraw Hill Higher Education, 2013.

COs- PO's & PSO's MAPPING

CO	PO												PSO		
	1	2	3	4	5	6	7	8	9	10	11	12	1	2	3
1	3	2	2	1	2							2	3	1	1
2	3	2	2	1	2							2	3	1	1
3	3	2	3	1	2							2	3	1	2
4	3	2	3	1	2							2	3	1	2
5	3	2	3	1	2							2	3	1	2
Avg	3	2	3	1	2							2	3	1	2

Low (1); Medium (2); High (3)

CE3301

FLUID MECHANICS**L T P C**
3 0 0 3**COURSE OBJECTIVES:**

- To introduce the students about properties and behaviour of the fluids under static conditions and to impart basic knowledge of the dynamics of fluids through the control volume approach and to expose to the applications of the conservation laws to a) flow measurements b) flow through pipes (both laminar and turbulent) and c) forces on pipe bends with an exposure to the significance of boundary layer theory and its applications.

UNIT I FLUIDS PROPERTIES AND FLUID STATICS 10

Scope of fluid mechanics – Definitions of a fluid – Methods of analysis – Continuum hypothesis – System and Control volume approach – Reynold's transportation theorem – Fluid properties – Fluid statics – Manometry – Forces on plane and curved surfaces – Buoyancy and floatation – Stability of floating bodies.

UNIT II BASIC CONCEPTS OF FLUID FLOW 10

Kinematics: Classification of flows – Streamline, streak-line and path-lines – Stream function and velocity potentials – Flow nets;

Dynamics : Application of control volume to continuity, energy and momentum – Euler's equation of motion along a stream line – Bernoulli's equation – Applications to velocity and discharge measurements – Linear momentum equation – Application to Pipe bends – Moment of momentum equation.

UNIT III DIMENSIONAL ANALYSIS AND MODEL STUDIES 7

Fundamental dimensions – Dimensional homogeneity – Rayleigh's method and Buckingham Pi theorem – Dimensionless parameters – Similitude and model studies – Distorted and undistorted models.

UNIT IV INCOMPRESSIBLE VISCOUS FLOW**10**

Reynolds experiment – Laminar flow in pipes and between parallel plates – Development of laminar and turbulent flows in pipes – Darcy-Weisbach equation – Moody diagram – Major and minor losses of flow in pipes – Total energy line – Hydraulic grade line – Siphon – Pipes in series and parallel – Equivalent pipes.

UNIT V BOUNDARY LAYERS**8**

Definition of boundary layers – Laminar and turbulent boundary layers – Displacement, momentum and energy thickness – Momentum integral equation – Applications – Separation of boundary layer – Drag and Lift forces.

TOTAL: 45 PERIODS**COURSE OUTCOMES:**

- On completion of the course, the student is expected to

- CO1** Demonstrate the difference between solid and fluid, its properties and behaviour in static conditions.
- CO2** Apply the conservation laws applicable to fluids and its application through fluid kinematics and dynamics.
- CO3** Formulate the relationship among the parameters involved in the given fluid phenomenon and to predict the performance of prototypes by model studies.
- CO4** Estimate the losses in pipelines for both laminar and turbulent conditions and analysis of pipes connected in series and parallel.
- CO5** Explain the concept of boundary layer and its application to find the drag force exerted by the fluid on the flat solid surface.

TEXTBOOKS:

1. Modi P.N and Seth Hydraulics and Fluid Mechanics including Hydraulic Machines Standard Book House New Delhi. 2015.
2. Streeter, V.L. Wylie, E. B. and Bedford K.W, Fluid Mechanics. (9th Ed.) Tata McGraw Hill, New Delhi, 1998.

REFERENCES:

1. S K Som; Gautam Biswas and S Chakraborty, Introduction to Fluid Mechanics and Fluid Machines, Tata McGraw Hill Education Pvt. Ltd., 2012.
2. Pani B S, Fluid Mechanics: A Concise Introduction, Prentice Hall of India Private Ltd, 2016.
3. Jain A. K. Fluid Mechanics including Hydraulic Machines, Khanna Publishers, New Delhi, 2014.
4. Narayana Pillai N. Principles of Fluid Mechanics and Fluid Machines, (3rd Ed.) University Press (India) Pvt. Ltd. 2009.

COs- PO's & PSO's MAPPING

PO/PSO		Course Outcome					Overall Correlation of COs to POs
		CO1	CO2	CO3	CO4	CO5	
PO1	Knowledge of Engineering Sciences	3	3	3	3	3	3
PO2	Problem analysis	2	2	2	3	3	2
PO3	Design / development of solutions	1	1	3	3	2	3
PO4	Investigation	1	1	2	2	2	2
PO5	Modern Tool Usage	1	1	1	1	1	1
PO6	Engineer and Society	2	2	2	3	3	2
PO7	Environment and Sustainability	2	2	2	2	2	2
PO8	Ethics	1	1	1	1	1	1
PO9	Individual and Team work	1	1	1	1	1	1
PO10	Communication	1	1	1	1	1	1
PO11	Project Management and Finance	1	1	1	1	1	1
PO12	Life Long Learning	2	2	2	3	3	2

PSO1	Knowledge of Civil Engineering discipline	3	3	3	3	3	3
PSO2	Critical analysis of Civil Engineering problems and innovation	2	2	3	3	3	3
PSO3	Conceptualization and evaluation of engineering solutions to Civil Engineering Issues	1	1	2	3	3	3

CE3302**CONSTRUCTION MATERIALS AND TECHNOLOGY****L T P C****3 0 0 3****COURSE OBJECTIVES:**

- To introduce students to various construction materials and the techniques that are commonly used in civil engineering construction.

UNIT I STONES - BRICKS - CONCRETE BLOCKS - LIME 9

Stone as building material – Criteria for selection – Tests on stones – Bricks – Classification – Manufacturing of clay bricks – Tests on bricks – Compressive strength – Water Absorption – Efflorescence – Lime – Preparation of lime mortar – Concrete hollow blocks – Lightweight concrete blocks.

UNIT II OTHER MATERIALS 9

Timber – Market forms – Plywood – Veneer – False ceiling materials – Steel – Mechanical treatment – Aluminum – Uses – Market forms – Glass – Ceramics – Refractories – Composite Materials – Types and applications – FRP – Fibre textiles – Geomembranes and Geotextiles for earth reinforcement.

UNIT III CONSTRUCTION PRACTICES & SERVICE REQUIREMENTS 9

Types of Foundations – Shallow and Deep Foundations – Stone Masonry – Brick Masonry – Plastering and Pointing – Cavity Walls – Diaphragm Walls – Formwork – Centering and Shuttering – Shoring – Scaffolding – Underpinning – Roofing – Flooring – Joints in concrete – Contraction/Construction/Expansion joints – Fire Protection – Thermal Insulation – Ventilation and Air conditioning – Acoustics and Sound Insulation – Damp Proofing.

UNIT IV CONSTRUCTION EQUIPMENTS 9

Selection of equipment for earthwork excavation, concreting, material handling and erection of structures – Dewatering and pumping equipment.

UNIT V CONSTRUCTION PLANNING 9

Introduction to construction planning – Scheduling for activities – Critical path method (CPM) and PERT network modelling and time analysis – Case illustrations.

TOTAL: 45 PERIODS**COURSE OUTCOMES**

Students will be able to

- CO1** Identify the good quality brick, stone and blocks for construction.
- CO2** Recognize the market forms of timber, steel, aluminum and applications of various composite materials.
- CO3** Identify the best construction and service practices such as thermal insulations and air conditioning of the building
- CO4** Select various equipments for construction works conditioning of building
- CO5** Understand the construction planning and scheduling techniques

TEXTBOOKS

- Varghese.P.C, Building Materials, Second Edition PHI Learning Ltd., 2015.
- Arora S.P and Bindra S.P Building construction, Dhanpat Rai and sons, 2013.

REFERENCES:

1. Varghese.P.C, Building Construction, Second Edition PHI Learning Ltd., 2016.
2. Punmia ,B.C Building construction , Laxmi publication (p)ltd.,2008.
3. Peurifoy R.L., Schexnayder,C.J., Shapira A., Schmitt.R., Construction Planning Equipment and Methods, Tata McGraw-hill, 2011.
4. Srinath L.S.,PERT and CPM -Principles and applications, Affiliated East West Press 2001

COs- PO's & PSO's MAPPING

PO/PSO		Course Outcome					Overall Correlation of CO s to POs
		CO1	CO2	CO3	CO4	CO5	
PROGRAM OUTCOMES(PO)							
PO1	Knowledge of Engineering Sciences	2	3	3	2	2	2
PO2	Problem analysis	2				3	2
PO3	Design / development of solutions					2	1
PO4	Investigation	3	2	2		3	2
PO5	Modern Tool Usage					2	1
PO6	Engineer and Society	2				2	1
PO7	Environment and Sustainability	2	2	3			2
PO8	Ethics						
PO9	Individual and Team work					2	1
PO10	Communication						
PO11	Project Management and Finance			2	2	3	2
PO12	Life Long Learning	2	2			2	2
PROGRAM SPECIFIC OUTCOMES(PSO)							
PSO1	Knowledge of Civil Engineering discipline	3	3	3	3	3	3
PSO2	Critical analysis of Civil Engineering problems and innovation				3	3	2
PSO3	Conceptualization and evaluation of engineering solutions to Civil Engineering Issues		2	2		3	2

CE3303**WATER SUPPLY AND WASTEWATER ENGINEERING****L T P C****4 0 0 4****COURSE OBJECTIVES:**

- To introduce students to various components and design of water supply scheme, water treatment methods, water storage distribution system, sewage treatment and disposal and design of intake structures and sewerage system.

UNIT I WATER SUPPLY**12**

Estimation of surface and subsurface water resources - Predicting demand for water- Impurities of water and their significance - Physical, chemical and bacteriological analysis - Waterborne diseases - Standards for potable water. Intake of water: Pumping and gravity schemes.

UNIT II WATER TREATMENT**12**

Objectives - Unit operations and processes - Principles, functions, and design of water treatment plant units, aerators of flash mixers, Coagulation and flocculation – Clarifloccuator - Plate and tube settlers - Pulsator clarifier - sand filters - Disinfection - softening, removal of iron and manganese - Defluoridation - Softening - Desalination process - Residue Management - Construction, Operation and Maintenance aspects

UNIT III WATER STORAGE AND DISTRIBUTION 12
 Storage and balancing reservoirs - types, location and capacity. Distribution system: layout, hydraulics of pipe lines, pipe fittings, valves including check and pressure reducing valves, meters, analysis of distribution systems, leak detection, maintenance of distribution systems, pumping stations and their operations - House service connections.

UNIT IV PLANNING AND DESIGN OF SEWERAGE SYSTEM 12
 Characteristics and composition of sewage - Population equivalent - Sanitary sewage flow estimation - Sewer materials - Hydraulics of flow in sanitary sewers - Sewer design - Storm drainage-Storm runoff estimation - Sewer appurtenances - Corrosion in sewers - Prevention and control – Sewage pumping-drainage in buildings - Plumbing systems for drainage

UNIT V SEWAGE TREATMENT AND DISPOSAL 12
 Objectives - Selection of Treatment Methods - Principles, Functions, - Activated Sludge Process and Extended aeration systems - Trickling filters - Sequencing Batch Reactor(SBR) - UASB - Waste Stabilization Ponds - Other treatment methods - Reclamation and Reuse of sewage - Recent Advances in Sewage Treatment - Construction, Operation and Maintenance aspects. - Discharge standards-sludge treatment -Disposal of sludge

TOTAL: 60 PERIODS

COURSE OUTCOMES:

On completion of the course, the student is expected to

- CO1** Understand the various components of water supply scheme and design of intake structure and conveyance system for water transmission
- CO2** Understand on the characteristics and composition of sewage, ability to estimate sewage generation and design sewer system including sewage pumping stations
- CO3** Understand the process of conventional treatment and design of water and wastewater treatment system and gain knowledge of selection of treatment process and biological treatment process
- CO4** Ability to design and evaluate water distribution system and water supply in buildings and understand the self-purification of streams and sludge and septage disposal methods.
- CO5** Able to understand and design the various advanced treatment system and knowledge about the recent advances in water and wastewater treatment process and reuse of sewage

TEXTBOOKS:

1. Garg, S.K. Environmental Engineering, Vol.I Khanna Publishers, New Delhi, 2010.
2. Modi, P.N., Water Supply Engineering, Vol.I Standard Book House, New Delhi, 2016.
3. Garg, S.K., Environmental Engineering Vol.II, Khanna Publishers, New Delhi, 2015.
4. Duggal K.N., "Elements of Environmental Engineering" S. Chand and Co. Ltd., New Delhi, 2014.
5. Punmia, B.C., Jain, A.K., and Jain.A.K., Environmental Engineering, Vol.II, Laxmi Publications, 2010.

REFERENCES:

1. Punmia B.C, Ashok Jain and Arun Jain, Water Supply Engineering, Laxmi Publications (P) Ltd., New Delhi 2010.
2. Manual on Water Supply and Treatment, CPHEEO, Ministry of Urban Development, Government of India, New Delhi, 1999.
3. Syed R. Qasim and Edward M. Motley Guang Zhu, Water Works Engineering Planning, Design and Operation, Prentice Hall of India Learning Private Limited, New Delhi, 2009.
4. Of Urban Development, Government of India, New Delhi, 2013.
5. Metcalf and Eddy – Waste water Engineering – Treatment and Reuse, Tata Mc. Graw – Hill Company, New Delhi, 2010.
6. Syed R.Qasim "Waste water Treatment Plants", CRC Press, Washington D.C., 2010
7. Gray N.F, "Water Technology", Elsevier India Pvt.Ltd. New Delhi, 2006.

COs- PO's & PSO's MAPPING

		CO1	CO2	CO3	CO4	CO5	Overall correlation of COs to PO s
PO1	Knowledge of Engineering Sciences	2	2	3	3	3	3
PO2	Problem analysis	3	3	3	3	3	3
PO3	Design / development of solutions			3	3	3	3
PO4	Investigation	2	2			2	2
PO5	Modern Tool Usage				2	2	2
PO6	Engineer and Society			3	3	3	3
PO7	Environment and Sustainability			2	3	3	3
PO8	Ethics	1	1	2	2	2	2
PO9	Individual and Team work	1	1	2	3	3	2
PO10	Communication					2	2
PO11	Project Management and Finance			2	2	2	2
PO12	Life Long Learning					3	3
PROGRAM SPECIFIC OUTCOMES(PSO)							
PO1	Knowledge of Engineering Sciences	3	3	3	3	3	3
PSO1	Knowledge of Civil Engineering discipline						
PSO2	Critical analysis of Civil Engineering problems and innovation			2	2	2	2
PSO3	Conceptualization and evaluation of engineering solutions to Civil Engineering Issues			2	2	3	2

CE3351**SURVEYING AND LEVELLING****L T P C
3 0 0 3****COURSE OBJECTIVES:**

- To introduce the rudiments of plane surveying and geodetic principles to Civil Engineers and to learn the various methods of plane and geodetic surveying to solve the real world problems. To introduce the concepts of Control Surveying. To introduce the basics of Astronomical Surveying

UNIT I FUNDAMENTALS OF CONVENTIONAL SURVEYING**9**

Definition – Classifications – Basic principles – Equipment and accessories for ranging and chaining – Methods of ranging – Well conditioned triangles – Chain traversing – Compass – Basic principles – Types – Bearing – System and conversions – Sources of errors and Local attraction – Magnetic declination – Dip – compass traversing – Plane table and its accessories – Merits and demerits – Radiation – Intersection – Resection – Plane table traversing.

UNIT II LEVELLING**9**

Level line – Horizontal line – Datum – Benchmarks – Levels and staves – Temporary and permanent adjustments – Methods of leveling – Fly leveling – Check leveling – Procedure in leveling – Booking – Reduction – Curvature and refraction – Reciprocal leveling – Precise leveling - Contouring.

UNIT III THEODOLITE SURVEYING**9**

Horizontal and vertical angle measurements – Temporary and permanent adjustments – Heights and distances – Tacheometric surveying – Stadia Tacheometry – Tangential Tacheometry – Trigonometric leveling – Single Plane method – Double Plane method.

UNIT IV CONTROL SURVEYING AND ADJUSTMENT**9**

Horizontal and vertical control – Methods – Triangulation – Traversing – Gale's table – Trilateration – Concepts of measurements and errors – Error propagation and Linearization – Adjustment methods - Least square methods – Angles, lengths and levelling network.

UNIT V MODERN SURVEYING**9**

Total Station: Digital Theodolite, EDM, Electronic field book – Advantages – Parts and accessories – Working principle – Observables – Errors - COGO functions – Field procedure and applications. GPS: Advantages – System components – Signal structure – Selective availability and antispoofing receiver components and antenna – Planning and data acquisition – Data processing – Errors in GPS – Field procedure and applications.

TOTAL 45 PERIODS**COURSE OUTCOMES:**

On completion of the course, the student is expected to

- CO1** Introduce the rudiments of various surveying and its principles.
- CO2** Imparts knowledge in computation of levels of terrain and ground features
- CO3** Imparts concepts of Theodolite Surveying for complex surveying operations
- CO4** Understand the procedure for establishing horizontal and vertical control
- CO5** Imparts the knowledge on modern surveying instruments

TEXTBOOKS:

1. Dr. B. C. Punmia, Ashok K. Jain and Arun K Jain, Surveying Vol. I & II, Lakshmi Publications Pvt Ltd, New Delhi, Sixteenth Edition, 2016.
2. T. P. Kanetkar and S. V. Kulkarni, Surveying and Levelling, Parts 1 & 2, Pune Vidyarthi Griha Prakashan, Pune, 2008.

REFERENCES:

1. R. Subramanian, Surveying and Levelling, Oxford University Press, Second Edition, 2012.
2. James M. Anderson and Edward M. Mikhail, Surveying, Theory and Practice, Seventh Edition, Mc Graw Hill 2001.
3. Bannister and S. Raymond, Surveying, Seventh Edition, Longman 2004.
4. S. K. Roy, Fundamentals of Surveying, Second Edition, Prentice Hall of India 2010.
5. K. R. Arora, Surveying Vol I & II, Standard Book house, Twelfth Edition 2013.
6. C. Venkatramaiah, Textbook of Surveying, Universities Press, Second Edition, 2011.

COs- PO's & PSO's MAPPING

PO/PSO		Course Outcome					Overall Correlation of CO s to POs
		CO1	CO2	CO3	CO4	CO5	
PROGRAM OUTCOMES(PO)							
PO1	Knowledge of Engineering Sciences	2	3	3	3	3	3
PO2	Problem analysis	2	3	3	3	3	2
PO3	Design / development of solutions	3	2	3	3	3	3
PO4	Investigation	2	2	2	3	3	2
PO5	Modern Tool Usage	2	2	3	3	3	3
PO6	Engineer and Society	3	3	3	3	3	3
PO7	Environment and Sustainability				2	2	2
PO8	Ethics	2	2	2	2	3	2
PO9	Individual and Team work	2	2	2	3	2	2
PO10	Communication						
PO11	Project Management and Finance	2	2	2	2	2	2
PO12	Life Long Learning				2	2	2
PROGRAM SPECIFIC OUTCOMES(PSO)							
PSO1	Knowledge of Civil Engineering discipline	3	3	3	3	3	3

PSO2	Critical analysis of Civil Engineering problems and innovation	3	3	3	3	3	3
PSO3	Conceptualization and evaluation of engineering solutions to Civil Engineering	3	3	3	3	3	3

CE3361

SURVEYING AND LEVELLING LABORATORY

L T P C
0 0 3 1.5**COURSE OBJECTIVE:**

- At the end of the course the student will possess knowledge about survey field techniques

LIST OF EXPERIMENTS:**Chain Survey**

- Study of chains and its accessories, Aligning, Ranging, Chaining and Marking Perpendicular offset
- Setting out works – Foundation marking using tapes single Room and Double Room

Compass Survey

- Compass Traversing – Measuring Bearings & arriving included angles

Levelling - Study of levels and levelling staff

- Fly levelling using Dumpy level & Tilting level
- Check levelling

Theodolite - Study of Theodolite

- Measurements of horizontal angles by reiteration and repetition and vertical angles
- Determination of elevation of an object using single plane method when base is Accessible/inaccessible.

Tacheometry – Tangential system – Stadia system

- Determination of Tacheometric Constants
- Heights and distances by stadia Tacheometry
- Heights and distances by Tangential Tacheometry

Total Station - Study of Total Station, Measuring Horizontal and vertical angles

- Traverse using Total station and Area of Traverse
- Determination of distance and difference in elevation between two inaccessible points using Total station

TOTAL: 45 PERIODS**COURSE OUTCOMES**

On completion of the course, the student is expected to

- CO1** Impart knowledge on the usage of basic surveying instruments like chain/tape, compass and levelling instruments
- CO2** Able to use levelling instrument for surveying operations
- CO3** Able to use theodolite for various surveying operations
- CO4** Able to carry out necessary surveys for social infrastructures
- CO5** Able to prepare planimetric maps

REFERENCES:

- T. P. Kanetkar and S. V. Kulkarni, Surveying and Levelling, Parts 1 & 2, Pune Vidyarthi Griha Prakashan, Pune, 24th Reprint, 2015.
- Dr. B. C. Punmia, Ashok K. Jain and Arun K Jain, Surveying Vol. I & II, Lakshmi Publications Pvt Ltd, New Delhi, 17th Edition, 2016.
- James M. Anderson and Edward M. Mikhail, Surveying, Theory and Practice, Seventh Edition, McGraw Hill 2001

4. Bannister and S. Raymond, Surveying, Seventh Edition, Longman 2004 a. David Clark, Plane and Geodetic Surveying for Engineers, Volume I, Constable and Company Ltd, London, CBS, 6th Edition, 2004.
5. David Clark and James Clendinning, Plane and Geodetic Surveying for Engineers, Volumell, Constable and Company Ltd, London, CBS, 6th Edition, 2004.
6. S. K. Roy, Fundamentals of Surveying, Second Edition, Prentice 'Hall of India 2004
7. K. R. Arora, Surveying Vol. I & II, Standard Book house, Eleventh Edition, 2013.

COs- PO's & PSO's MAPPING

PO/PSO		Course Outcome					Overall Correlation of COs to POs
		CO1	CO2	CO3	CO4	CO5	
PO1	Knowledge of Engineering Sciences	3	3	3	3	3	3
PO2	Problem analysis	2	2	1	3	3	2
PO3	Design / development of solutions	3	3	2	2	3	3
PO4	Investigation	3			3	2	3
PO5	Modern Tool Usage	2	3	3	2	2	3
PO6	Engineer and Society	3	3	2	3	3	3
PO7	Environment and Sustainability	2	3		3	3	3
PO8	Ethics	3	3		2	2	3
PO9	Individual and Team Work	3	3	3	3	3	3
PO10	Communication	3	3		3	3	3
PO11	Project Management and Finance	3	3		3	3	3
PO12	Life Long Learning	1	1	2	1	1	1
PSO1	Knowledge of Civil Engineering discipline	3	3	3	3	3	3
PSO2	Critical analysis of Civil Engineering problems and innovation	3	3	3	3	3	3
PSO3	Conceptualization and evaluation of engineering solutions to Civil Engineering Issues	3	3	3	3	3	3

PROGRESS THROUGH KNOWLEDGE

CE3311 WATER AND WASTEWATER ANALYSIS LABORATORY

L T P C
0 0 3 1.5

COURSE OBJECTIVE:

- This subject includes the list of experiments to be conducted for characterization of water and municipal sewage. At the end of the course, the student is expected to be aware of the procedure for quantifying quality parameters for water and sewage.

LIST OF EXPERIMENTS: ANALYSIS OF WATER SAMPLE

1. Sampling and preservation methods for water and wastewater (Demonstration only)
2. Measurement of Electrical conductivity and turbidity
3. Determination of fluoride in water by spectrophotometric method /ISE
4. Determination of iron in water (Demo)
5. Determination of Sulphate in water
6. Determination of Optimum Coagulant Dosage by Jar test apparatus
7. Determination of available Chlorine in Bleaching powder and residual chlorine in water

ANALYSIS OF WASTEWATER SAMPLE

8. Estimation of suspended, volatile and fixed solids
9. Determination of Sludge Volume Index in waste water
10. Determination of Dissolved Oxygen
11. Estimation of B.O.D.
12. Estimation of C.O.D.
13. Determination of TKN and Ammonia Nitrogen in wastewater
14. Determination of total and faecal coliform (Demonstration only)

TOTAL: 45 PERIODS**COURSE OUTCOMES:**

On completion of the course, the student is expected to

CO1 Calibrate and standardize the equipment**CO2** Collect proper sample for analysis**CO3** To know the sample preservation methods**CO4** To perform field oriented testing of water, wastewater**CO5** To perform coliform analysis**REFERENCES:**

1. APHA, "Standard Methods for the Examination of Water and Waste water", 22nd Ed. Washington, 2012.
2. "Laboratory Manual for the Examination of water, wastewater soil Rump", H.H. and Krist,H. – Second Edition, VCH, Germany, 3rd Edition, 1999.
3. "Methods of air sampling & analysis", James P.Lodge Jr(Editor) 3rd Edition, Lewis publishers, Inc, USA, 1989.

COs- PO's & PSO's MAPPING

PO/PSO		Course Outcome					Overall Correlation of COs to POs
		CO1	CO2	CO3	CO4	CO5	
PROGRAM OUTCOMES(PO)							
PO1	Knowledge of Engineering Sciences	2	2	1	3	2	2
PO2	Problem analysis	1	1	1	3	3	2
PO3	Design / development of solutions	1	1	1	3	3	2
PO4	Investigation	1	1	1	3	3	2
PO5	Modern Tool Usage	2	1	1	3	3	2
PO6	Engineer and Society	1	2	2	2	2	2
PO7	Environment and Sustainability	2	2	2	2	2	2
PO8	Ethics	2	2	2	3	3	3
PO9	Individual and Team work	1	1	2	3	2	2
PO10	Communication	1	1	2	2	2	2
PO11	Project Management and Finance	1	2	2	3	2	2
PO12	Life Long Learning	3	3	2	2	3	3
PROGRAM SPECIFIC OUTCOMES(PSO)							
PSO1	Knowledge of Civil Engineering discipline	1	2	2	3	2	2
PSO2	Critical analysis of Civil Engineering problems and innovation	2	2	2	3	2	2
PSO3	Conceptualization and evaluation of Engineering solutions to Civil engineering issues	2	2	2	3	2	2

GE3361

PROFESSIONAL DEVELOPMENT

L T P C
0 0 2 1**COURSE OBJECTIVES:**

- To be proficient in important Microsoft Office tools: MS WORD, EXCEL, POWERPOINT.
- To be proficient in using MS WORD to create quality technical documents, by using standard templates, widely acceptable styles and formats, variety of features to enhance the presentability and overall utility value of content.
- To be proficient in using MS EXCEL for all data manipulation tasks including the common statistical, logical, mathematical etc., operations, conversion, analytics, search and explore, visualize, interlink, and utilizing many more critical features offered
- To be able to create and share quality presentations by using the features of MS PowerPoint, including: organization of content, presentability, aesthetics, using media elements and enhance the overall quality of presentations.

MS WORD:**10 Hours**

Create and format a document

Working with tables

Working with Bullets and Lists

Working with styles, shapes, smart art, charts

Inserting objects, charts and importing objects from other office tools

Creating and Using document templates

Inserting equations, symbols and special characters

Working with Table of contents and References, citations

Insert and review comments

Create bookmarks, hyperlinks, endnotes footnote

Viewing document in different modes

Working with document protection and security

Inspect document for accessibility

MS EXCEL:**10 Hours**

Create worksheets, insert and format data

Work with different types of data: text, currency, date, numeric etc.

Split, validate, consolidate, Convert data

Sort and filter data

Perform calculations and use functions: (Statistical, Logical, Mathematical, date, Time etc.)

Work with Lookup and reference formulae

Create and Work with different types of charts

Use pivot tables to summarize and analyse data

Perform data analysis using own formulae and functions

Combine data from multiple worksheets using own formulae and built-in functions to generate results

Export data and sheets to other file formats

Working with macros

Protecting data and Securing the workbook

MS POWERPOINT:**10 Hours**

Select slide templates, layout and themes

Formatting slide content and using bullets and numbering

Insert and format images, smart art, tables, charts

Using Slide master, notes and handout master

Working with animation and transitions

Organize and Group slides

Import or create and use media objects: audio, video, animation

Perform slideshow recording and Record narration and create presentable videos

TOTAL: 30 PERIODS

COURSE OUTCOMES:

On successful completion the students will be able to

- CO1** Use MS Word to create quality documents, by structuring and organizing content for their day to day technical and academic requirements
- CO2** Use MS EXCEL to perform data operations and analytics, record, retrieve data as per requirements and visualize data for ease of understanding
- CO3** Use MS PowerPoint to create high quality academic presentations by including common tables, charts, graphs, interlinking other elements, and using media objects.

CE3401**APPLIED HYDRAULICS ENGINEERING****L T P C**
3 1 0 4**COURSE OBJECTIVES:**

- To impart basic knowledge to the students about the open channel flows with analysis of uniform flow, gradually varied flow and rapidly varied flow and to expose them to basic principles of working of hydraulic machineries and to design Pelton wheel, Francis and Kaplan turbine, Centrifugal and Reciprocating pumps.

UNIT I UNIFORM FLOW**9+3**

Definition and differences between pipe flow and open channel flow - Types of Flow - Properties of open channel - Fundamental equations - Sub-critical, Super-critical and Critical flow - Velocity distribution in open channel - Steady uniform flow: Chezy's equation, Manning equation - Best hydraulic sections for uniform flow - Computation in Uniform Flow - Specific energy and specific force.

UNIT II VARIED FLOWS**9+3**

Dynamic equations of gradually varied - Water surface flow profile classifications: Hydraulic Slope, Hydraulic Curve - Profile determination by Numerical method: Direct step method and Standard step method – Change in Grades.

UNIT III RAPIDLY VARIED FLOWS**8+3**

Application of the momentum equation for RVF - Hydraulic jumps - Types - Energy dissipation – Positive and Negative surges.

UNIT IV TURBINES**9+3**

Turbines - Classification - Impulse turbine – Pelton wheel - Reaction turbines - Francis turbine - Kaplan turbine - Draft tube - Cavitation - Performance of turbine - Specific speed - Runaway speed – Minimum Speed to start the pump.

UNIT V PUMPS**9+3**

Centrifugal pumps - Minimum speed to start the pump - NPSH - Cavitation's in pumps - Operating characteristics - Multistage pumps - Reciprocating pumps - Negative slip - Indicator diagrams and its variations - Air vessels - Savings in work done.

TOTAL: (L: 45+ T: 15) 60 PERIODS**COURSE OUTCOMES:**

On completion of the course, the student is expected to

- CO1** Describe the basics of open channel flow, its classification and analysis of uniform flow in steady state conditions with specific energy concept and its application
- CO2** Analyse steady gradually varied flow, water surface profiles and its length calculation using direct and standard step methods with change in water surface profiles due to change in grades.
- CO3** Derive the relationship among the sequent depths of steady rapidly varied flow and estimating energy loss in hydraulic jump with exposure to positive and negative surges.
- CO4** Design turbines and explain the working principle
- CO5** Differentiate pumps and explain the working principle with characteristic curves and design centrifugal and reciprocating pumps.

TEXT BOOKS:

1. Jain. A.K., Fluid Mechanics, Khanna Publishers, Delhi, 2010.
2. Chandramouli P N, Applied Hydraulic Engineering, Yes Dee Publisher, 2017

REFERENCES:

1. Ven Te Chow, Open Channel Hydraulics, McGraw Hill, New York, 2009.
2. Modi P.N. and Seth S.M., Hydraulics and Fluid Mechanics, Standard Book House, New Delhi, 19th edition, 2013.
3. Mays L. W., Water Resources Engineering, John Wiley and Sons (WSE), New York, 2019
4. Subramanya K., Flow in open channels, Tata McGraw Hill, New Delhi, 2019.

COs- PO's & PSO's MAPPING

PO/PSO		Course Outcome					Overall Correlation of COs to POs
		CO1	CO2	CO3	CO4	CO5	
PO1	Knowledge of Engineering Sciences	3	3	3	3	3	3
PO2	Problem analysis	3	3	3	3	3	3
PO3	Design / development of solutions	2	2	2	3	3	2
PO4	Investigation	3	3	3	3	3	3
PO5	Modern Tool Usage	1	2	1	1	1	1
PO6	Engineer and Society	2	2	2	2	2	2
PO7	Environment and Sustainability	2	2	2	2	2	2
PO8	Ethics	1	1	1	1	1	1
PO9	Individual and Team work	2	2	2	2	2	2
PO10	Communication	1	1	1	1	1	1
PO11	Project Management and Finance	1	1	1	1	1	1
PO12	Life Long Learning	3	3	3	3	3	3
PSO1	Knowledge of Civil Engineering discipline	3	3	3	3	3	3
PSO2	Critical analysis of Civil Engineering problems and innovation	2	2	2	2	2	2
PSO3	Conceptualization and evaluation of engineering solutions to Civil Engineering Issues	2	2	3	3	3	3

PROGRESS THROUGH KNOWLEDGE

CE3402**STRENGTH OF MATERIALS****L T P C****3 0 0 3****COURSE OBJECTIVES:**

- To learn the fundamental concepts of Stress in simple and complex states and to know the mechanism of load transfer in beams and the induced stresses due to simple bending and unsymmetrical bending and to determine the deformation in determinate beams and to know the basic concepts of analysis of indeterminate beams.

UNIT I SIMPLE AND COMPOUND STRESSES**9**

Stresses in simple and compound bars – Thermal stresses – Elastic constants - Thin cylindrical and spherical shells – Biaxial state of stress – Principal stresses and principal planes – Mohr's circle of stresses - Torsion on circular shafts.

UNIT II BENDING OF BEAMS**9**

Types of beams and transverse loadings– Shear force and bending moment for simply supported, cantilever and over-hanging beams - Theory of simple bending – Bending stress distribution – Shear stress distribution.

UNIT III DEFLECTION OF BEAMS**9**

Double Integration method – Macaulay's method – Area moment method – Conjugate beam method - Strain energy method for determinate beams.

UNIT IV INDETERMINATE BEAMS**9**

Propped Cantilever and Fixed Beams – Fixed end moments reactions, slope and deflection for standard cases of loading — Continuous beams – support reactions and moments – Theorem of three moments – Shear Force and Bending Moment Diagrams.

UNIT V ADVANCED TOPICS**9**

Unsymmetrical bending of beams - shear center applied - Thick cylinders - Theories of failure – Principal stress, principal strain, shear stress, strain energy and distortion energy theories – application problems.

TOTAL: 45 PERIODS**COURSE OUTCOMES:**

Students will be able to

CO1 Understand the concepts of stress and strain, principal stresses and principal planes.

CO2 Determine Shear force and bending moment in beams and understand concept of theory of simple bending.

CO3 Calculate the deflection of beams by different methods and selection of method for determining slope or deflection.

CO4 Analyze propped cantilever, fixed beams and continuous beams for external loadings and support settlements.

CO5 Determine the stresses due to Unsymmetrical bending of beams, locate the shear center, and study the various theories of failure

TEXTBOOKS

1. Rajput R.K. "Strength of Materials (Mechanics of Solids)", S.Chand & company Ltd., New Delhi, 2018.
2. Rattan.S.S., "Strength of Materials", Tata McGraw Hill Education Pvt. Ltd., New Delhi, 2017.
3. Punmia B.C., Ashok Kumar Jain and Arun Kumar Jain, "Theory of Structures" (SMTS) Vol -II, Laxmi Publishing Pvt Ltd, New Delhi 2017.
4. Basavarajiah and Mahadevapa, Strength of Materials, University press, Hyderabad, 2016
5. Vazirani.V.N, Ratwani.M.M, Duggal .S.K Analysis of Structures: Analysis, Design and Detailing of Structures-Vol.1, Khanna Publishers, New Delhi 2014.

REFERENCES:

1. Kazimi S.M.A, "Solid Mechanics", Tata McGraw-Hill Publishing Co., New Delhi, 2017
2. William A .Nash, "Theory and Problems of Strength of Materials", Schaum's Outline Series, Tata McGraw Hill Publishing company, 2017.
3. Singh. D.K., " Strength of Materials", Ane Books Pvt. Ltd., New Delhi, 2021
4. Egor P Popov, "Engineering Mechanics of Solids", 2nd edition, PHI Learning Pvt. Ltd., New Delhi, 2015
5. Irwing H.Shames, James M.Pitarresi, Introduction to Solid Mechanics, Prentice Hall of India, New Delhi, 2002
6. Beer. F.P. &Johnston.E.R."Mechanics of Materials", Tata McGraw Hill, Sixth Edition, New Delhi 2010.
7. James M.Gere., Mechanics of Materials, Thomas Canada Ltd., Canada, 2006.
8. Egor. P.Popov, Engineering Mechanics of Solids, Prentice Hall of India, Second Edition New Delhi 2015.

COs- PO's & PSO's MAPPING

PO/PSO		Course Outcome					Overall Correlation of COs to POs
		CO1	CO2	CO3	CO4	CO5	
PROGRAM OUTCOMES(PO)							
PO1	Knowledge of Engineering Sciences	3	3	3	3	3	3
PO2	Problem analysis	3	3	3	3	3	3
PO3	Design / development of solutions	3	3	3	3	3	3
PO4	Investigation	3	3	3	3	3	3
PO5	Modern Tool Usage	2	2	2	2	2	2
PO6	Engineer and Society	3	3	3	3	3	3
PO7	Environment and	1	1	1	1	1	1
PO8	Ethics	3	3	3	3	3	3
PO9	Individual and Team work	2	2	2	2	2	2
PO10	Communication	3	3	3	3	3	3
PO11	Project Management and Finance	1	1	1	1	1	1
PO12	Life Long Learning	3	3	3	3	3	3
PROGRAM SPECIFIC OUTCOMES(PSO)							
PSO1	Knowledge of Civil engineering discipline	3	3	3	3	3	3
PSO2	Civil Engineering Performance Evaluation and coordination	3	3	3	3	3	3
PSO3	Conceptualization of Civil Engineering Systems	3	3	3	3	3	3

CE3403**CONCRETE TECHNOLOGY****L T P C
3 0 0 3****COURSE OBJECTIVES:**

- To study the properties of concrete making materials.
- To have better knowledge about the chemical and mineral admixtures in concrete.
- To familiarize with the IS method of mix design as per the latest code .
- To understand the fresh and hardened properties of concrete. To know the importance and applications of special concretes

UNIT I CONSTITUENT ATERIALS**9**

Cement-Different types-Chemical composition and Properties -Tests on cement-IS Specifications- Aggregates-Classification-Mechanical properties and tests as per BIS Grading requirements-Water- Quality of water for use in concrete.

UNIT II CHEMICAL AND MINERAL ADMIXTURES**9**

Accelerators-Retarders- Plasticisers- Super plasticizers- Water proofers - Mineral Admixtures like Fly Ash, Silica Fume, Ground Granulated Blast Furnace Slag and Metakaoline -Their effects on concrete properties

UNIT III PROPORTIONING OF CONCRETE MIX**9**

Principles of Mix Proportioning-Properties of concrete related to Mix Design-Physical properties of materials required for Mix Design - Design Mix and Nominal Mix-BIS Method of Mix Design - Mix Design Examples

UNIT IV FRESH AND HARDENED PROPERTIES OF CONCRETE 9

Workability-Tests for workability of concrete-Slump Test and Compacting factor Test-Segregation and Bleeding-Determination of Compressive and Flexural strength as per BIS - Properties of Hardened concrete- Stress-strain curve for concrete-Determination of Modulus of elasticity.

UNIT V SPECIAL CONCRETES 9

Light weight concretes - High strength concrete - Fibre reinforced concrete – Ferrocement - Ready mix concrete - SIFCON - Shotcrete – Polymer concrete - High performance concrete- self compacting concrete - Geopolymer Concrete.

TOTAL : 45 PERIODS**COURSE OUTCOMES:**

At the end of the course the student will be able to

CO1 Understand the requirements of cement, aggregates and water for concrete

CO2 Select suitable admixtures for enhancing the properties of concrete

CO3 Design concrete mixes as per IS method of mix design

CO4 Determine the properties of concrete at fresh and hardened state.

CO5 Know the importance of special concretes for specific requirements.

TEXTBOOKS:

1. Gupta.B.L., Amit Gupta, "Concrete Technology", Jain Book Agency, 2010.
2. Shetty,M.S, "Concrete Technology", S.Chand and Company Ltd, New Delhi, 2003

REFERENCES:

1. Neville, A.M; "Properties of Concrete", Pitman Publishing Limited, London,1995
2. Gambhir.M.L.Concrete Technology,Fifth Edition, McGraw Hill Education,2017.
3. Job Thomas., Concrete Technology, Cengage learning India Private Ltd, New Delhi, 2015.
4. IS10262-2019 Recommended Guidelines for Concrete Mix Design, Bureau of Indian Standards, New Delhi.

COs- PO's & PSO's MAPPING

PO/PSO		Course Outcome					Overall Correlation of CO s to POs
		CO1	CO2	CO3	CO4	CO5	
PROGRAM OUTCOMES(PO)							
PO1	Knowledge of Engineering Sciences	3	3	3	3	3	3
PO2	Problem analysis	1	1	2	1	1	1
PO3	Design / development of solutions	1	1	3	1	1	2
PO4	Investigation	2	1	3	1	1	2
PO5	Modern Tool Usage	1	1	1	1	1	1
PO6	Engineer and Society	3	3	3	3	3	3
PO7	Environment and Sustainability	3	3	3	3	3	3
PO8	Ethics	2	1	1	2	2	2
PO9	Individual and Team work	1	1	1	1	1	1
PO10	Communication	1	1	1	1	1	1
PO11	Project Management and Finance	1	1	1	1	2	1
PO12	Life Long Learning	2	2	2	2	2	2
PROGRAM SPECIFIC OUTCOMES(PSO)							
PSO1	Knowledge of Civil Engineering discipline	3	3	3	3	3	3
PSO2	Critical analysis of Civil Engineering problems and innovation	2	2	2	2	2	2
PSO3	Conceptualization and evaluation of engineering solutions to Civil Engineering Issues	3	3	3	3	3	3

CE3404

SOIL MECHANICS

L T P C

3 0 0 3

COURSE OBJECTIVES

- To impart knowledge to classify the soil based on index properties and to assess their engineering properties based on the classification. To familiarize the students about the fundamental concepts of compaction, flow through soil, stress transformation, stress distribution, consolidation and shear strength of soils. To impart knowledge of design of both finite and infinite slopes.

UNIT I SOIL CLASSIFICATION AND COMPACTION 9

Formation of soil - Soil description – Particle – Size shape and colour – Composition of gravel, sand, silt, clay particles – Particle behaviour – Soil structure – Phase relationship – Index properties – Significance – BIS classification system – Unified classification system – Compaction of soils – Theory, Laboratory and field tests – Field Compaction methods – Factors influencing compaction of soils.

UNIT II EFFECTIVE STRESS AND PERMEABILITY 9

Soil - water – Static pressure in water - Effective stress concepts in soils – Capillary phenomena– Permeability interaction – Hydraulic conductivity – Darcy's law – Determination of Hydraulic Conductivity – Laboratory Determination (Constant head and falling head methods) and field measurement pumping out in unconfined and confined aquifer – Factors influencing permeability of soils – Seepage - Two dimensional flow – Laplace's equation – Introduction to flow nets – Simple problems. (Sheet pile and weir).

UNIT III STRESS DISTRIBUTION AND SETTLEMENT 9

Stress distribution in homogeneous and isotropic medium – Boussinesq theory – (Point load, Line load and udl) Use of New marks influence chart –Components of settlement — Immediate and consolidation settlement – Terzaghi's one dimensional consolidation theory – Computation of rate of settlement. - \sqrt{t} and $\log t$ methods– e - $\log p$ relationship.

UNIT IV SHEAR STRENGTH 9

Shear strength of cohesive and cohesion less soils – Mohr-Coulomb failure theory – Measurement of shear strength - Direct shear, Triaxial compression, UCC and Vane shear tests – Pore pressure parameters – Cyclic mobility – Liquefaction.

UNIT V SLOPE STABILITY 9

Stability Analysis - Infinite slopes and finite slopes – Total stress analysis for saturated clay – Friction circle method – Use of stability number – Method of slices – Fellenious and Bishop's method - Slope protection measures.

TOTAL: 45 PERIODS**COURSE OUTCOMES:**

On completion of the course, the student is expected to be able to

- CO1** Demonstrate an ability to identify various types of soils and its properties, formulate and solve engineering Problems
- CO2** Show the basic understanding of flow through soil medium and its impact of engineering solution
- CO3** Understand the basic concept of stress distribution in loaded soil medium and soil settlement due to consolidation
- CO4** Show the understanding of shear strength of soils and its impact of engineering solutions to the loaded soil medium and also will be aware of contemporary issues on shear strength of soils.
- CO5** Demonstrate an ability to design both finite and infinite slopes, component and process as per needs and specifications.

TEXTBOOKS:

1. Murthy, V.N.S., "Soil Mechanics and Foundation Engineering", CBS Publishers Distribution Ltd., New Delhi. 2015
2. Gopal Ranjan and Rao, A.S.R., "Basic and Applied Soil Mechanics", New Age Ltd. International Publisher New Delhi (India) 2006.

REFERENCES:

1. McCarthy, D.F., "Essentials of Soil Mechanics and Foundations". Prentice-Hall, 2006.
2. Coduto, D.P., "Geotechnical Engineering – Principles and Practices", Prentice Hall of India Pvt.Ltd. New Delhi, 2010.
3. Das, B.M., "Principles of Geotechnical Engineering". Brooks / Coles / Thompson Learning Singapore, 8th Edition, 2013.
4. Punmia, B.C., "Soil Mechanics and Foundations", Laxmi Publications Pvt. Ltd. New Delhi, 2005.

COs- PO's & PSO's MAPPING

PO/PSO		Course Outcome					Overall Correlation of CO s to POs
		CO1	CO2	CO3	CO4	CO5	
PROGRAM OUTCOMES(PO)							
PO1	Knowledge of Engineering Sciences	2	3	3	2	3	3
PO2	Problem analysis	3	2	3	3	3	3
PO3	Design / development of solutions	2	3	2	3	2	2
PO4	Investigation	2	2	2	2	2	2
PO5	Modern Tool Usage	3	3	2	2	2	2
PO6	Engineer and Society	1	1	2	1	1	1
PO7	Environment and Sustainability	1	1	1	1	1	1
PO8	Ethics	1	1	1	1	1	1
PO9	Individual and Team work	2	2	2	1	1	2
PO10	Communication	1	1	1	1	1	1
PO11	Project Management and Finance	2	2	2	2	1	2
PO12	Life Long Learning	3	3	3	3	3	3
PROGRAM SPECIFIC OUTCOMES(PSO)							
PSO1	Knowledge of Civil Engineering discipline	3	2	2	2	2	2
PSO2	Critical analysis of Civil Engineering problems and innovation	3	2	2	2	3	2
PSO3	Conceptualization and evaluation of Engineering solutions to Civil engineering issues	2	3	3	3	2	3

CE3405**HIGHWAY AND RAILWAY ENGINEERING****L T P C****3 0 0 3****COURSE OBJECTIVE:**

- To give an overview about the highway and railway engineering with respect to, planning, design, construction and maintenance as per IRC standards, specifications and methods.

UNIT I HIGHWAY ENGINEERING**9**

Classification of highways – Institutions for Highway planning, design and construction at different levels – factors influencing highway alignment –Typical cross sections of Urban and Rural roads – Engineering surveys for alignment- Conventional and Modern method

UNIT II DESIGN OF HIGHWAY ELEMENTS 9
 Cross sectional elements – Horizontal curves, super elevation, transition curves, widening of curves – Sight distances – Vertical curves, gradients– pavement components and their role - Design practice for flexible and rigid pavements (IRC methods only).

UNIT III HIGHWAY CONSTRUCTION AND MAINTENANCE 9
 Highway construction materials, properties, testing methods – Construction practice of flexible and concrete pavement- Highway drainage – Evaluation and Maintenance of pavements.

UNIT IV RAILWAY PLANNING AND CONSTRUCTION 9
 Elements of permanent way – Rails, Sleepers, Ballast, rail fixtures and fastenings, Selection of gauges - Track Stress, coning of wheels, creep in rails, defects in rails – Route alignment surveys, conventional and modern methods-Geometric design of railway, gradient, super elevation, widening of gauge on curves (Problems)-Railway drainage- Level Crossings-Signalling.

UNIT V RAILWAY TRACK CONSTRUCTION MAINTENANCE AND OPERATION 9
 Points and Crossings - Design of Turnouts, Working Principle-Track Circuiting - Construction & Maintenance – Conventional, Modern methods and Materials, Lay outs of Railway Stations and Yards, Rolling Stock, Tractive Power, Track Resistance - Role of Indian Railways in National Development – Railways for Urban Transportation – LRT & MRTS Feasibility study, Planning and construction.

TOTAL: 45 PERIODS

COURSE OUTCOMES

On completion of the course, the student is expected to

- CO1** Plan a highway according to the principles and standards adopted in various institutions in India.
- CO2** Design the geometric features of road network and components of pavement.
- CO3** Test the highway materials and construction practice methods and know its properties and able to perform pavement evaluation and management.
- CO4** Understand the methods of route alignment and design elements in railway planning and constructions.
- CO5** Understand the construction techniques and maintenance of track laying and railway stations

TEXTBOOKS:

1. Khanna.S. K., Justo.C.E.G and Veeraragavan A. "Highway Engineering", Nemchand Publishers, 2014.
2. Subramanian K.P., "Highways, Railways, Airport and Harbour Engineering", Scitech Publications (India), Chennai,2010
3. Kadiyali.L.R. "Principles and Practice of Highway Engineering", Khanna Technical Publications, 6th edition Delhi, 2015.
4. C. Venkatramaiah., Transportation Engineering-Vol.2 Railways, Airports, Docks and Harbours, Bridges and Tunnels., Universities Press (India) Private Limited, Hyderabad, 2015.

REFERENCES:

1. Indian Road Congress (IRC), Guidelines for the Design of Flexible Pavements, (Third Revision), IRC:37-2012
2. Indian Road Congress (IRC), Guidelines for the Design of Plain Jointed Rigid Pavements for Highways, (Third Revision), IRC:58-2012
3. Yang H. Huang, "Pavement Analysis and Design", Pearson Education Inc, Ninth Impression, South Asia,2012
4. Ian D. Walsh, "ICE manual of highway design and management", ICE Publishers, 1st Edition, USA,2011
5. Fred L. Mannering, Scott S. Washburn and Walter P.Kilareski, "Principles of Highway Engineering and Traffic Analysis", Wiley India Pvt. Ltd., New Delhi,2011
6. Garber and Hoel, "Principles of Traffic and Highway Engineering", CENGAGE Learning, New Delhi,2010
7. O'Flaherty.C.A "Highways, Butterworth – Heinemann, Oxford,2006
8. IRC-37–2012,The Indian roads Congress, Guidelines for the Design of Flexible Pavements, NewDelhi

9. IRC 58-2012. The Indian Road Congress, Guideline for the Design of Rigid Pavements for Highways, New Delhi
10. Saxena Subhash, C. and Satyapal Arora, A Course in Railway Engineering, Dhanapat Rai and Sons, Delhi, 1998.

COs- PO's & PSO's MAPPING

PO/PSO		Course Outcome					Over all Correlation of Cos to POs
		CO1	CO2	CO3	CO4	CO5	
PROGRAM OUTCOMES (PO)							
PO1	Knowledge of Engineering Sciences	3	2	2	3		2
PO2	Problem analysis		3	3			3
PO3	Design / development of solutions		3	2		3	3
PO4	Investigation	2	2	2			2
PO5	Modern Tool Usage		2	2		2	2
PO6	Engineer and Society	3		3	3		3
PO7	Environment and sustainability	1	2	3			2
PO8	Ethics	3	3	3	3		3
PO9	Individual and Team work		2			2	2
PO10	Communication				1		1
PO11	Project Management and Finance		2	3			3
PO12	Life Long Learning		3	3		2	3
PROGRAM SPECIFIC OUTCOMES (PSO)							
PSO1	Knowledge of Civil Engineering discipline	3	3	3	3	3	3
PSO2	Critical analysis of Civil Engineering problems and Innovation	2	3	3	2	3	3
PSO3	Conceptualization and evaluation of engineering solutions to Civil Engineering Issues				2	3	2

GE3451

ENVIRONMENTAL SCIENCES AND SUSTAINABILITY

L T P C

2 0 0 2

COURSE OBJECTIVES:

- To introduce the basic concepts of environment, ecosystems and biodiversity and emphasize on the biodiversity of India and its conservation.
- To impart knowledge on the causes, effects and control or prevention measures of environmental pollution and natural disasters.
- To facilitate the understanding of global and Indian scenario of renewable and nonrenewable resources, causes of their degradation and measures to preserve them.
- To familiarize the concept of sustainable development goals and appreciate the interdependence of economic and social aspects of sustainability, recognize and analyze climate changes, concept of carbon credit and the challenges of environmental management.
- To inculcate and embrace sustainability practices and develop a broader understanding on green materials, energy cycles and analyze the role of sustainable urbanization.

UNIT I ENVIRONMENT AND BIODIVERSITY

6

Definition, scope and importance of environment – need for public awareness. Eco-system and Energy flow– ecological succession. Types of biodiversity: genetic, species and ecosystem diversity– values of biodiversity, India as a mega-diversity nation – hot-spots of biodiversity – threats to biodiversity: habitat loss, poaching of wildlife, man-wildlife conflicts – endangered and endemic species of India – conservation of biodiversity: In-situ and ex-situ.

UNIT II ENVIRONMENTAL POLLUTION 6
 Causes, Effects and Preventive measures of Water, Soil, Air and Noise Pollutions. Solid, Hazardous and E-Waste management. Case studies on Occupational Health and Safety Management system (OHASMS). Environmental protection, Environmental protection acts .

UNIT III RENEWABLE SOURCES OF ENERGY 6
 Energy management and conservation, New Energy Sources: Need of new sources. Different types new energy sources. Applications of- Hydrogen energy, Ocean energy resources, Tidal energy conversion. Concept, origin and power plants of geothermal energy.

UNIT IV SUSTAINABILITY AND MANAGEMENT 6
 Development , GDP ,Sustainability- concept, needs and challenges-economic, social and aspects of sustainability-from unsustainability to sustainability-millennium development goals, and protocols-Sustainable Development Goals-targets, indicators and intervention areas Climate change- Global, Regional and local environmental issues and possible solutions-case studies. Concept of Carbon Credit, Carbon Footprint. Environmental management in industry-A case study.

UNIT V SUSTAINABILITY PRACTICES 6
 Zero waste and R concept, Circular economy, ISO 14000 Series, Material Life cycle assessment, Environmental Impact Assessment. Sustainable habitat: Green buildings, Green materials, Energy efficiency, Sustainable transports. Sustainable energy: Non-conventional Sources, Energy Cycles-carbon cycle, emission and sequestration, Green Engineering: Sustainable urbanization- Socio-economical and technological change.

TOTAL : 30 PERIODS

COURSE OUTCOMES:

- CO1** To recognize and understand the functions of environment, ecosystems and biodiversity and their conservation.
- CO2** To identify the causes, effects of environmental pollution and natural disasters and contribute to the preventive measures in the society.
- CO3** To identify and apply the understanding of renewable and non-renewable resources and contribute to the sustainable measures to preserve them for future generations.
- CO4** To recognize the different goals of sustainable development and apply them for suitable technological advancement and societal development.
- CO5** To demonstrate the knowledge of sustainability practices and identify green materials, energy cycles and the role of sustainable urbanization.

TEXTBOOKS:

1. Anubha Kaushik and C. P. Kaushik's "Perspectives in Environmental Studies", 6th Edition, New Age International Publishers ,2018.
2. Benny Joseph, 'Environmental Science and Engineering', Tata McGraw-Hill, New Delhi, 2016.
3. Gilbert M.Masters, 'Introduction to Environmental Engineering and Science', 2nd edition, Pearson Education, 2004.
4. Allen, D. T. and Shonnard, D. R., Sustainability Engineering: Concepts, Design and Case Studies, Prentice Hall.
5. Bradley. A.S; Adebayo, A.O., Maria, P. Engineering applications in sustainable design and development, Cengage learning.
6. Environment Impact Assessment Guidelines, Notification of Government of India, 2006.
7. Mackenthun, K.M., Basic Concepts in Environmental Management, Lewis Publication, London, 1998.

REFERENCES :

1. R.K. Trivedi, 'Handbook of Environmental Laws, Rules, Guidelines, Compliances and Standards', Vol. I and II, Enviro Media. 38 . Edition 2010.
2. Cunningham, W.P. Cooper, T.H. Gorhani, 'Environmental Encyclopedia', Jaico Publ., House, Mumbai, 2001.
3. Dharmendra S. Sengar, 'Environmental law', Prentice hall of India PVT. LTD, New Delhi, 2007.

4. Rajagopalan, R, 'Environmental Studies-From Crisis to Cure', Oxford University Press, Third Edition, 2015.
5. Erach Bharucha "Textbook of Environmental Studies for Undergraduate Courses" Orient Blackswan Pvt. Ltd. 2013.

COs- PO's & PSO's MAPPING

CO	PO												PSO		
	1	2	3	4	5	6	7	8	9	10	11	12	1	2	3
1	2	1	-	-	-	2	3	-	-	-	-	2	-	-	-
2	3	2	-	-	-	3	3	-	-	-	-	2	-	-	-
3	3	-	1	-	-	2	2	-	-	-	-	2	-	-	-
4	3	2	1	1	-	2	2	-	-	-	-	2	-	-	-
5	3	2	1	-	-	2	2	-	-	-	-	1	-	-	-
Avg.	2.8	1.8	1	1	-	2.2	2.4	-	-	-	-	1.8	-	-	-

- 1-low, 2-medium, 3-high, '-'- no correlation

NCC Credit Course Level 2*

NX3451

(ARMY WING) NCC Credit Course Level - II**L T P C**
3 0 0 3**PERSONALITY DEVELOPMENT****9**

PD 3 Group Discussion: Change your mindset, Time Management, Social Skills

6

PD 5 Public Speaking

3

LEADERSHIP**7**

L 2 Case Studies: APJ Abdul Kalam, Deepa Malik, Maharana Pratap, N Narayan Murty, Ratan Tata, Rabindra Nath Tagore, Role of NCC cadets in 1965

7

DISASTER MANAGEMENT**13**

DM 1 Disaster Management Capsule: Organisation, Types of Disasters, Essential Services, Assistance, Civil Defence Organisation

3

DM 2 Initiative Training, Organising Skills, Do's & Don't's, Natural Disasters, Man Made Disasters

9

DM 3 Fire Service & Fire Fighting

1

ENVIRONMENTAL AWARENESS & CONSERVATION**3**

EA 1 Environmental Awareness and Conservation

3

GENERAL AWARENESS**4**

GA 1 General Knowledge

4

ARMED FORCES**6**

AF 1 Armed Forces, Army, CAPF, Police

6

ADVENTURE**1**

AD 1 Introduction to Adventure Activities

1

BORDER & COASTAL AREAS	2
BCA 1 History, Geography & Topography of Border/Coastal areas	2

TOTAL: 45 PERIODS

NCC Credit Course Level 2*

NX3452	(NAVAL WING) NCC Credit Course Level - II	L T P C
		3 0 0 3

PERSONALITY DEVELOPMENT	9
--------------------------------	----------

PD 3	Group Discussion: Change your mindset, Time Management, Social Skills	6
PD 5	Public Speaking	3

LEADERSHIP	7
-------------------	----------

L 2	Case Studies: APJ Abdul Kalam, Deepa Malik, Maharana Pratap, N Narayan Murty, Ratan Tata, Rabindra Nath Tagore, Role of NCC cadets in 1965	7
-----	--	---

DISASTER MANAGEMENT	13
----------------------------	-----------

DM 1	Disaster Management Capsule: Organisation, Types of Disasters, Essential Services, Assistance, Civil Defence Organisation	3
DM 2	Initiative Training, Organising Skills, Do's & Don't's, Natural Disasters, Man Made Disasters	9
DM 3	Fire Service & Fire Fighting	1

ENVIRONMENTAL AWARENESS & CONSERVATION	3
---	----------

EA 1	Environmental Awareness and Conservation	3
------	--	---

GENERAL AWARENESS	4
--------------------------	----------

GA 1	General Knowledge	4
------	-------------------	---

NAVAL ORIENTATION	6
--------------------------	----------

AF 1	Armed Forces and Navy Capsule	3
EEZ 1	EEZ Maritime Security and ICG	3

ADVENTURE	1
------------------	----------

AD 1	Introduction to Adventure Activities	1
------	--------------------------------------	---

BORDER & COASTAL AREAS	2
-----------------------------------	----------

BCA 1	History, Geography & Topography of Border/Coastal areas	2
-------	---	---

TOTAL: 45 PERIODS

NCC Credit Course Level 2*

NX3453	(AIR FORCE WING) NCC Credit Course Level - II	L T P C
		3 0 0 3
PERSONALITY DEVELOPMENT		9
PD 3	Group Discussion: Change your mindset, Time Management, Social Skills	6
PD 5	Public Speaking	3
LEADERSHIP		7
L 2	Case Studies: APJ Abdul Kalam, Deepa Malik, Maharana Pratap, N Narayan Murty, Ratan Tata, Rabindra Nath Tagore, Role of NCC cadets in 1965	7
DISASTER MANAGEMENT		13
DM 1	Disaster Management Capsule: Organisation, Types of Disasters, Essential Services, Assistance, Civil Defence Organisation	3
DM 2	Initiative Training, Organising Skills, Do's & Don't's, Natural Disasters, Man Made Disasters	9
DM 3	Fire Service & Fire Fighting	1
ENVIRONMENTAL AWARENESS & CONSERVATION		3
EA 1	Environmental Awareness and Conservation	3
GENERAL AWARENESS		4
GA 1	General Knowledge	4
GENERAL SERVICE KNOWLEDGE		6
GSK 1	Armed Forces & IAF Capsule	2
GSK 2	Modes of Entry in IAF, Civil Aviation	2
GSK 3	Aircrafts - Types, Capabilities & Role	2
ADVENTURE		1
AD 1	Introduction to Adventure Activities	1
BORDER & COASTAL AREAS		2
BCA 1	History, Geography & Topography of Border/Coastal areas	2

TOTAL: 45 PERIODS

CE3411	HYDRAULIC ENGINEERING LABORATORY	L T P C
		0 0 3 1.5

COURSE OBJECTIVES:

- To provide hands on experience in calibration of flow meters, performance characteristics of pumps and turbines.

LIST OF EXPERIMENTS (Any 10 of the following)**A. FLOW MEASUREMENT**

- Calibration of Rotameter
- Flow through Orifice meter/mouthpiece, Venturimeter and Notches
- Bernoulli's Experiment

B. LOSSES IN PIPES

4. Determination of friction factor in pipes.
5. Determination of minor losses

C. PUMPS

6. Characteristics of Centrifugal pumps
7. Characteristics of Gear pump
8. Characteristics of Submersible pump
9. Characteristics of Reciprocating pump

D. TURBINES

10. Characteristics of Pelton wheel turbine
11. Characteristics of Francis turbine

E. DETERMINATION OF METACENTRIC HEIGHT

12. Determination of metacentric height of floating bodies.

TOTAL: 45 PERIODS**COURSE OUTCOMES:**

On completion of the course, the student is expected to

- CO1** Apply Bernoulli equation for calibration of flow measuring devices.
CO2 Measure friction factor in pipes and compare with Moody diagram
CO3 Determine the performance characteristics of rotodynamic pumps.
CO4 Determine the performance characteristics of positive displacement pumps.
CO5 Determine the performance characteristics of turbines.

REFERENCES:

1. Hydraulic Laboratory Manual, Centre for Water Resources, Anna University, 2015.
2. Modi P.N. and Seth S.M., Hydraulics and Fluid Mechanics. Standard Book House. New Delhi, 2017.
3. Subramanya K, Fluid Mechanics and Hydraulic Machines, Tata McGraw Hill Edu. Pvt. Ltd. 2011

COs- PO's & PSO's MAPPING

PO/PSO		Course Outcome					Overall Correlation of COs to POs
		CO1	CO2	CO3	CO4	CO5	
PROGRAM OUTCOMES(PO)							
PO1	Knowledge of Engineering Sciences	2	3	3	3	3	3
PO2	Problem Analysis	2	2	3	3	3	3
PO3	Design / development of solutions	1	1	2	2	2	2
PO4	Investigation	3	3	3	3	3	3
PO5	Modern Tool Usage	1	1	1	1	1	1
PO6	Engineer and Society	2	2	2	2	2	2
PO7	Environment and Sustainability	2	2	2	2	2	2
PO8	Ethics	1	1	1	1	1	1
PO9	Individual and Team work	2	2	3	3	3	2
PO10	Communication	1	1	1	1	1	1
PO11	Project Management and Finance	1	1	1	1	1	1
PO12	Life Long Learning	2	2	2	2	2	2
PROGRAM SPECIFIC OUTCOMES(PSO)							
PSO1	Knowledge of Civil Engineering discipline	2	3	3	3	3	3
PSO2	Critical analysis of Civil Engineering problems and innovation	1	1	2	2	2	2
PSO3	Conceptualization and evaluation of engineering solutions to Civil Engineering Issues	1	1	1	1	1	1

COURSE OBJECTIVES:

- To develop skills to test various construction materials.

I. TESTS ON METALS

- Tension test on steel rod
- Torsion test on mild steel rod
- Deflection test on metal beam
- Double shear test on metal
- Impact test on metal specimen (Izod and Charpy)
- Hardness test on metals (Rockwell and Brinell Hardness Tests)
- Compression test on helical spring
- Deflection test on carriage spring

II. TESTS ON CEMENT

- Determination of fineness of cement
- Determination of consistency of cement
- Determination of specific gravity of cement
- Determination of initial and final setting time of cement

III. TESTS ON FINE AGGREGATE

- Determination of specific gravity and water absorption of fine aggregate
- Determination of grading of fine aggregate
- Determination of water absorption for fine aggregate

IV. TESTS ON COARSE AGGREGATE

- Determination of compacted and loose bulk density of coarse aggregate
- Determination of impact value of coarse aggregate
- Determination of elongation index of coarse aggregate
- Determination of flakiness index of coarse aggregate
- Determination of aggregate crushing value of coarse aggregate
- Determination of specific gravity and water absorption of coarse aggregate

V. TESTS ON BRICKS

- Determination of compressive strength of bricks
- Determination of water absorption of bricks
- Determination of efflorescence of bricks

VI. TESTS ON CONCRETE

- Determination of slump of concrete
- Determination of compressive strength of concrete
- Determination of flowability of self-compacting concrete (Demo only)

VII. TEST ON WOOD

- Determination of Compression test on wood

TOTAL: 60 PERIODS**COURSE OUTCOMES:**

On completion of the course, the student is expected to

- CO1** Determine the mechanical properties of steel.
CO2 Determine the physical properties of cement
CO3 Determine the physical properties of fine and coarse aggregate.
CO4 Determine the workability and compressive strength of concrete.
CO5 Determine the strength of brick and wood.

COs- PO's & PSO's MAPPING

PO/PSO		Course Outcome					Overall Correlation of COs to POs
		CO1	CO2	CO3	CO4	CO5	
PROGRAM OUTCOMES(PO)							
PO1	Knowledge of Engineering Sciences	2	3	3	3	3	3
PO2	Problem analysis	2	2	3	3	3	3
PO3	Design / development of solutions	1	1	2	2	2	2
PO4	Investigation	3	3	3	3	3	3
PO5	Modern Tool Usage	1	1	1	1	2	1
PO6	Engineer and Society	2	2	2	2	2	2
PO7	Environment and Sustainability	2	2	2	2	2	2
PO8	Ethics	1	1	1	1	1	1
PO9	Individual and Team work	3	3	3	3	3	3
PO10	Communication	1	1	1	1	1	1
PO11	Project Management and Finance	1	1	1	1	1	1
PO12	Life Long Learning	2	2	2	2	2	2
PROGRAM SPECIFIC OUTCOMES(PSO)							
PSO1	Knowledge of Civil Engineering discipline	2	3	3	3	3	3
PSO2	Critical analysis of Civil Engineering problems and innovation	2	2	2	2	2	2
PSO3	Conceptualization and evaluation of engineering solutions to Civil Engineering Issues	2	2	2	2	2	2

CE3413**SOIL MECHANICS LABORATORY****L T P C
0 0 3 1.5****COURSE OBJECTIVES:**

- To develop skills to test the soils for their index and engineering properties and to characterize the soil based on their properties.

EXERCISES:**1. DETERMINATION OF INDEX PROPERTIES**

Specific gravity of soil solids

- Grain size distribution – Sieve analysis
- Grain size distribution - Hydrometer analysis
- Liquid limit and Plastic limit tests
- Shrinkage limit and Differential free swell tests

2. DETERMINATION OF INSITU DENSITY AND COMPACTION CHARACTERISTICS

- Field density Test (Sand replacement method)
- Determination of moisture – density relationship using standard proctor compaction test.

3. DETERMINATION OF ENGINEERING PROPERTIES

- Permeability determination (constant head and falling head methods)
- One dimensional consolidation test (Determination of co-efficient of consolidation only)
- Direct shear test in cohesion less soil
- Unconfined compression test in cohesive soil
- Laboratory vane shear test in cohesive soil
- Tri-axial compression test in cohesion less soil (Demonstration only)
- California Bearing Ratio Test

4. **TEST ON GEOSYNTHETICS (Demonstration only)**
 Determination of tensile strength and interfacial friction angle.
 a. Determination of apparent opening sizes and permeability.

TOTAL: 45 PERIODS

COURSE OUTCOMES:

- On completion of the course, the student is expected to
- CO1** Conduct tests to determine the index properties of soils
CO2 Determine the insitu density and compaction characteristics.
CO3 Conduct tests to determine the compressibility, permeability and shear strength of soils.
CO4 Understand the various tests on Geosynthetics.

REFERENCES:

- Soil Engineering Laboratory Instruction Manual” published by Engineering College Co- operative Society, Anna University, Chennai, 2010.
- “Saibaba Reddy, E. Ramasastri, K. “Measurement of Engineering Properties of Soils”, New age International (P) limited publishers, New Delhi, 2008.
- Lambe T.W., “Soil Testing for Engineers”, John Wiley and Sons, New York, 1951. Digitized 2008.
- IS Code of Practice (2720) Relevant Parts, as amended from time to time, Bureau of Indian Standards, New Delhi.
- G.Venkatappa Rao and Goutham .K. Potable, “Geosynthetics Testing – A laboratory Manual”, Sai Master Geoenvironmental Services Pvt. Ltd., 1st Edition 2008.
- Braja M.Das., “Soil Mechanics: Laboratory Manual”, Oxford University Press, eighth edition, 2012.

COs- PO's & PSO's MAPPING

PO/PSO		Course Outcome				Overall Correlation of CO s to POs
		CO1	CO2	CO3	CO4	
PROGRAM OUTCOMES(PO)						
PO1	Knowledge of Engineering Sciences	2	1	3	1	1
PO2	Problem analysis	2	2	3	2	2
PO3	Design / development of solutions	3	3	3	2	3
PO4	Investigation	3	3	3	3	3
PO5	Modern Tool Usage	1	1	1	2	1
PO6	Engineer and Society	1	1	1	1	1
PO7	Environment andSustainability	1	1	1	1	1
PO8	Ethics	1	1	1	1	1
PO9	Individual and Team work	3	3	3	3	3
PO10	Communication	1	2	1	1	1
PO11	Project Management and Finance	1	1	1	1	1
PO12	Life Long Learning	3	3	3	3	3
PROGRAM SPECIFIC OUTCOMES(PSO)						
PSO1	Knowledge of Civil Engineering discipline	3	2	2	2	2
PSO2	Critical analysis of Civil Engineering problems and innovation	3	3	3	2	3
PSO3	Conceptualization and evaluation of Engineering solutions to Civil engineering issues	3	2	3	3	3

CE3501 DESIGN OF REINFORCED CONCRETE STRUCTURAL ELEMENTS L T P C
3 0 0 3

COURSE OBJECTIVE:

- To introduce the different design philosophy for reinforced concrete and discuss the limit state method of design of RC rectangular beams and to learn the concept in the design of RC flanged beams and design for shear and torsion and design of RC slabs and staircase, short RC columns, RC footing for walls, pad, sloped and combined rectangular footings.

UNIT I METHODS OF DESIGN OF CONCRETE STRUCTURES 9

Concept of Elastic method, ultimate load method and limit state method – Working stress method as detailed in IS code - Design of Singly Reinforced beam by working stress method - Limit State philosophy as detailed in IS code - Advantages of Limit State Method over other methods - Analysis and design of singly and doubly reinforced rectangular beams by limit State Method.

UNIT II LIMIT STATE METHOD - FLANGED BEAM, SHEAR & TORSION 9

Analysis and design of flanged beams – Use of design aids for Flexure - Behaviour of RC members in bond and Anchorage - Design requirements as per current code - Behaviour of RC beams in shear and torsion - Design of RC members for combined bending, shear and torsion - serviceability.

UNIT III LIMIT STATE DESIGN OF SLABS AND STAIRCASE 9

Analysis and design of cantilever, one way, two way and continuous slabs subjected to uniformly distributed load for various boundary conditions- Types of Staircases – Design of dog-legged Staircase –Introduction to Flat Slab.

UNIT IV LIMIT STATE DESIGN OF COLUMNS 9

Types of columns – Design of short Rectangular and circular columns for axial, uniaxial and biaxial bending.

UNIT V LIMIT STATE DESIGN OF FOOTING 9

Design of wall footing – Design of axially and eccentrically loaded rectangular pad and sloped footings – Design of combined rectangular footing for two columns only.

TOTAL: 45 PERIODS

COURSE OUTCOMES:

At the end of the course the student will be able to

- CO1** Know the various design concepts and design RC rectangular beams by working stress and limit state methods
- CO2** Understand the design of flanged beams, design for shear and torsion, and anchorage and development length.
- CO3** Design a RC slabs and staircase and draw the reinforcement detailing.
- CO4** Design short columns for axial, uni-axial and bi-axial eccentric loadings
- CO5** Design wall footings, isolated footings and combined rectangular footing.

TEXT BOOKS:

- Gambhir.M.L., "Fundamentals of Reinforced Concrete Design", Prentice Hall of India Private Limited, New Delhi, 2006.
- Krishnaraju.N " Design of Reinforced Concrete Structures ", CBS Publishers & Distributors Pvt. Ltd., New Delhi.

REFERENCES:

- Sinha, S.N., "Reinforced Concrete Design", Tata McGraw Hill Publishing Company Ltd., New Delhi, 2017
- Unnikrishna Pillai, S., Devdas Menon, "Reinforced Concrete Design", Tata McGraw Hill Publishing Company Ltd., 2021
- Punmia.B.C., Ashok Kumar Jain, Arun Kumar Jain, "Limit State Design of Reinforced Concrete", Laxmi Publication Pvt. Ltd., New Delhi, 2016
- Shah V L Karve S R., "Limit State Theory and Design of Reinforced Concrete", Structures Publications, Pune, 2013

COs- PO's & PSO's MAPPING

PO/PSO		Course Outcome					Overall Correlation of CO s to POs
		CO1	CO2	CO3	CO4	CO5	
PROGRAM OUTCOMES(PO)							
PO1	Knowledge of Engineering Sciences	3	3	3	3	3	3
PO2	Problem analysis	3	3	3	3	3	3
PO3	Design / development of solutions	3	3	3	3	3	3
PO4	Investigation	3	3	3	3	3	3
PO5	Modern Tool Usage	1	1	1	1	1	1
PO6	Engineer and Society	3	3	3	3	3	3
PO7	Environment and Sustainability	1	1	1	1	1	1
PO8	Ethics	1	1	1	1	1	1
PO9	Individual and Team work	3	3	3	3	3	3
PO10	Communication	2	2	2	2	2	2
PO11	Project Management and Finance	1	1	1	1	1	1
PO12	Life Long Learning	2	2	2	2	2	2
PROGRAM SPECIFIC OUTCOMES(PSO)							
PSO1	Knowledge of Civil Engineering discipline	3	3	3	3	3	3
PSO2	Critical analysis of Civil Engineering problems and innovation	3	3	3	3	3	3
PSO3	Conceptualization and evaluation of engineering solutions to Civil Engineering Issues	3	3	3	3	3	3

CE3502**STRUCTURAL ANALYSIS I****L T P C
3 0 0 3****COURSE OBJECTIVE:**

- To introduce the students to the basic theory and concepts of classical methods of structural analysis

UNIT I ANALYSIS OF TRUSSES**9**

Determinate and indeterminate trusses - analysis of determinate trusses - method of joints - method of sections - Deflections of pin-jointed plane frames - lack of fit - change in temperature method of tension coefficient - Application to space trusses.

UNIT II SLOPE DEFLECTION METHOD**9**

Slope deflection equations – Equilibrium conditions - Analysis of continuous beams and rigid frames – Rigid frames with inclined members - Support settlements - symmetric frames with symmetric and skew-symmetric loadings.

UNIT III MOMENT DISTRIBUTION METHOD**9**

Stiffness - distribution and carry over factors – Analysis of continuous Beams- Plane rigid frames with and without sway – Support settlement - symmetric frames with symmetric and skew-symmetric loadings.

UNIT IV FLEXIBILITY METHOD**9**

Primary structures - Compatibility conditions – Formation flexibility matrices - Analysis of indeterminate pin- jointed plane frames, continuous beams and rigid jointed plane frames by direct flexibility approach.

UNIT V STIFFNESS METHOD**9**

Restrained structure –Formation of stiffness matrices - equilibrium condition - Analysis of Continuous Beams, Pin-jointed plane frames and rigid frames by direct stiffness method.

TOTAL: 45 PERIODS**COURSE OUTCOMES:**

Students will be able to

CO1 Analyze the pin-jointed plane and space frames.

CO2 Analyse the continuous beams and rigid frames by slope deflection method.

CO3 Understand the concept of moment distribution and analysis of continuous beams and rigid frames with and without sway.

CO4 Analyse the indeterminate pin jointed plane frames continuous beams and rigid frames using matrix flexibility method.

CO5 Understand the concept of matrix stiffness method and analysis of continuous beams, pin jointed trusses and rigid plane frames.

TEXTBOOKS:

1. Bhavikatti, S.S, Structural Analysis, Vol.1, & 2, Vikas Publishing House Pvt.Ltd. New Delhi-4, 2014.
2. Punmia. B.C, Ashok Kumar Jain & Arun Kumar Jain, Theory of structures, Laxmi Publications, New Delhi, 2004.

REFERENCES:

1. William Weaver, Jr and James M. Gere, Matrix analysis of framed structures, CBS Publishers & Distributors, Second Edition, Delhi, 2004
2. Reddy .C.S, "Basic Structural Analysis", Tata McGraw Hill Publishing Company, 2005.
3. Negi L.S. and Jangid R.S., Structural Analysis, Tata McGraw Hill Publishing. Co. Ltd. 2004
4. Bhavikatti, S.S, Matrix Method of Structural Analysis, I. K. International Publishing House Pvt.Ltd., New Delhi-4, 2014.

COs- PO's & PSO's MAPPING

PO/PSO		Course Outcome					Overall Correlation of CO s to POs
		CO1	CO2	CO3	CO4	CO5	
PROGRAM OUTCOMES(PO)							
PO1	Knowledge of Engineering Sciences	3	3	3	3	3	3
PO2	Problem analysis	3	3	3	3	3	3
PO3	Design / development of solutions	3	3	3	3	3	3
PO4	Investigation	3	3	3	3	3	3
PO5	Modern Tool Usage	1	1	1	1	1	1
PO6	Engineer and Society	3	3	3	3	3	3
PO7	Environment and Sustainability	1	1	1	1	1	1
PO8	Ethics	1	1	1	1	1	1
PO9	Individual and Team work	3	3	3	3	3	3
PO10	Communication	2	2	2	2	2	2
PO11	Project Management and Finance	1	1	1	1	1	1
PO12	Life Long Learning	2	1	1	1	1	1
PROGRAM SPECIFIC OUTCOMES(PSO)							
PSO1	Knowledge of Civil Engineering discipline	3	3	3	3	3	3
PSO2	Critical analysis of Civil Engineering problems and innovation	3	3	3	3	3	3
PSO3	Conceptualization and evaluation of engineering solutions to Civil Engineering Issues	3	3	3	3	3	3

CE3503

FOUNDATION ENGINEERING

L T P C
3 0 0 3**COURSE OBJECTIVE:**

- To impart knowledge to plan and execute a detail site investigation programme, to select geotechnical design parameters and type of foundations. Also to familiarize the students for the geotechnical design of different type of foundations and retaining walls.

UNIT I SITE INVESTIGATION AND SELECTION OF FOUNDATION 9

Scope and objectives – Methods of exploration – Auguring and boring – Wash boring and rotary drilling – Depth and spacing of bore holes – Soil samples – Representative and undisturbed – Sampling methods – Split spoon sampler, Thin wall sampler, Stationary piston sampler – Penetration tests (SPT and SCPT) – Data interpretation - Strength parameters and Evaluation of Liquefaction potential - Selection of foundation based on soil condition- Bore log report.

UNIT II BEARING CAPACITY OF SHALLOW FOUNDATION 9

Introduction – Location and depth of foundation – Codal provisions – Bearing capacity of shallow foundation on homogeneous deposits – Terzaghi's formula and BIS formula – Factors affecting bearing capacity – Bearing capacity from in-situ tests (SPT, SCPT and plate load) – Allowable bearing pressure – Seismic considerations in bearing capacity evaluation. Determination of Settlement of foundations on granular and clay deposits – Total and differential settlement – Allowable settlements – Codal provision – Methods of minimizing total and differential settlements.

UNIT III FOOTINGS AND RAFTS 9

Types of Isolated footing, Combined footing, Mat foundation – Contact pressure and settlement distribution – Proportioning of foundations for conventional rigid behaviour – Minimum depth for rigid behaviour – Applications – Floating foundation – Special foundations – Seismic force consideration – Codal provision

UNIT IV PILE FOUNDATION 9

Types of piles and their functions – Factors influencing the selection of pile – Carrying capacity of single pile in granular and cohesive soil – Static formula – Dynamic formulae (Engineering news and Hileys) – Capacity from insitu tests (SPT, SCPT) – Negative skin friction – Uplift capacity- Group capacity by different methods (Field's rule, Converse – Labarra formula and block failure criterion) – Settlement of pile groups – Interpretation of pile load test (routine test only), Under reamed piles – Capacity under compression and uplift – Codal provision.

UNIT V RETAINING WALLS 9

Plastic equilibrium in soils – Active and passive states – Rankine's theory – Cohesionless and cohesive soil – Coulomb's wedge theory – Condition for critical failure plane – Earth pressure on retaining walls of simple configurations – Culmann Graphical method – Pressure on the wall due to line load – Stability analysis of retaining walls – Codal provision.

TOTAL: 45 PERIODS**COURSE OUTCOMES:**

- On completion of the course, the student is expected to be able to
- CO1** Graduate will demonstrate an ability to plan and execute a detailed site investigation to select geotechnical design parameters and type of foundation
- CO2** Graduate will demonstrate an ability to design shallow foundations, its component or process as per the needs and specifications.
- CO3** Graduate will demonstrate an ability to design combined footings and raft foundations, its component or process as per the needs and specifications.
- CO4** Graduate will demonstrate an ability to design deep foundations, its component or process as per the needs and specifications.
- CO5** Graduate will demonstrate an ability to design retaining walls, its component or process as per the needs and specifications.

TEXTBOOKS:

1. Murthy, V.N.S., "Soil Mechanics and Foundation Engineering", CBS Publishers and Distributors Ltd., New Delhi, 2015.
2. Gopal Ranjan and Rao A.S.R. "Basic and Applied soil mechanics", New Age International (P) Ltd, New Delhi, 2006.

REFERENCES:

1. Das, B.M. "Principles of Foundation Engineering" (Eighth edition), Thompson Asia Pvt. Ltd., Singapore, 2017.
2. Kaniraj, S.R. "Design aids in Soil Mechanics and Foundation Engineering", Tata McGraw Hill publishing company Ltd., New Delhi, 2017.
3. Varghese, P.C., "Foundation Engineering", Prentice Hall of India Private Limited, New Delhi, 2012.
4. Punmia, B.C., "Soil Mechanics and Foundations", Laxmi Publications Pvt.Ltd., New Delhi, 2017.

COs- PO's & PSO's MAPPING

PO/PSO		Course Outcome					Overall Correlation of CO s to POs
		CO1	CO2	CO3	CO4	CO5	
PROGRAM OUTCOMES(PO)							
PO1	Knowledge of Engineering Sciences	2	2	2	3	3	2
PO2	Problem analysis	3	3	3	3	3	3
PO3	Design / development of solutions	3	3	3	3	3	3
PO4	Investigation	3	3	3	3	3	3
PO5	Modern Tool Usage	1	1	1	1	1	1
PO6	Engineer and Society	2	2	2	1	2	2
PO7	Environment and Sustainability	1	2	1	1	1	1
PO8	Ethics	1	1	1	1	1	1
PO9	Individual and Team work	1	1	1	1	1	1
PO10	Communication	1	1	1	1	1	1
PO11	Project Management and Finance	1	1	2	2	2	2
PO12	Life Long Learning	3	3	3	3	3	3
PROGRAM SPECIFIC OUTCOMES(PSO)							
PSO1	Knowledge of Civil Engineering discipline	3	2	2	2	2	2
PSO2	Critical analysis of Civil Engineering problems and innovation	2	3	3	3	3	3
PSO3	Conceptualization and evaluation of Engineering solutions to Civil engineering issues	3	2	2	3	3	3

CE3511

HIGHWAY ENGINEERING LABORATORY

L T P C
0 0 4 2**COURSE OBJECTIVE:**

- To learn the principles and procedures of testing of materials used in the construction of highways.

EXCERCISES:**I TEST ON AGGREGATES**

1. Specific gravity determination of the coarse aggregate sample
2. Determination of abrasion value of the coarse aggregate sample.
3. Determination of water absorption capacity of the coarse aggregate sample.

II TEST ON BITUMEN

4. Specific gravity determination of the bitumen/asphalt sample.
5. Determination of consistency of the bituminous material.
6. Viscosity determination of bituminous binder.
7. Determination of softening point of the asphalt/bitumen sample
8. Determination of ductility value of the bitumen sample
9. Estimation of loss of bitumen on heating
10. Determination of optimum binder content by Marshall method

III BITUMINOUS MIXES

11. Determination of stripping value of the bituminous mix Demonstration
12. Determination of bitumen content in the bituminous mix by cold solvent extraction method

TOTAL: 60 PERIODS**COURSE OUTCOMES****CO1** Characterize Pavement Aggregate through relevant test.**CO2** Ascertain the Quality of Bitumen.**CO3** Determine the Optimum Binder Content Using Marshall Method.**CO4** Evaluate the Consistency and Properties of Bitumen.**CO5** Determine the Bitumen Content in the Bituminous Mixes**REFERENCES**

1. Highway Materials and Pavement Testing, Nem Chandand Bros.,Roorkee, Revised Fifth Edition, 2009
2. N.L.Arora,A Textbook of Transportation Engineering, New India Publication,1997
3. http://vlabs.iitb.ac.in/vlabsdev/labs/nitk_labs/Transportation_Engineering_Lab/index.html
4. Laboratory Manual in Highway engineering published, Duggal,Ajay K 2017

COs- PO's & PSO's MAPPING

PROGRAM OUTCOMES(PO)PO/PSO		Course Outcome					Over all Correlation of COs to POs
		CO1	CO2	CO3	CO4	CO5	
PROGRAM OUTCOMES(PO)							
PO1	Knowledge of Engineering Sciences	3	3	3	3	3	3
PO2	Problem analysis	1	1	1	1	1	1
PO3	Design / development of solutions	3	3	3	3	3	3
PO4	Investigation	2	2	2	2	2	2
PO5	Modern Tool Usage	1	1	1	1	1	1
PO6	Engineer and Society	1	1	1	1	1	1
PO7	Environment and sustainability	1	1	1	1	1	1
PO8	Ethics	1	1	1	1	1	1
PO9	Individual and Team work	3	3	3	3	3	3
PO10	Communication	3	3	3	3	3	3
PO11	Project Management and Finance	1	1	1	1	1	1
PO12	Life Long Learning	3	3	3	3	3	3
PROGRAM SPECIFIC OUTCOMES (PSO)							
PSO1	Knowledge of Civil Engineering discipline	3	3	3	3	3	3
PSO2	Critical analysis of Civil Engineering problems and innovation	3	3	3	3	3	3
PSO3	Conceptualization and evaluation of engineering solutions to Civil Engineering Issues	2	2	2	2	2	2

CE3512

SURVEY CAMP (2 weeks)

L T P C
0 0 0 1**COURSE OBJECTIVES:**

- The objective of the survey camp is to enable the students to get practical training in the field work. Groups of not more than six members in a group will carry out each exercise in survey camp. At the end of the camp, each student shall have mapped and contoured the area. The camp record shall include all original field observations, calculations and plots.

Two weeks Survey Camp will be conducted during summer vacation in the following activities:

- Traverse – using Theodolite / Total station
- Contouring
 - Radial tachometric contouring - Radial Line at Every 45 Degree and Length not less than 60 Meter on each Radial Line
 - Block Level/ By squares of size at least 100 Meter x 100 Meter atleast 20 Meter interval
 - L.S & C.S - Road and canal alignment for a Length of not less than 1 Kilo Meter atleast L.S at Every 30M and C.S at every 90 M
- Offset of Buildings and Plotting the Location
- Sun observation to determine azimuth (guidelines to be given to the students)
- Use of GPS to determine latitude and longitude and locate the survey camp location
- Traversing using GPS
- Curve setting by deflection angle

Apart from above students may be given survey exercises in other area also based on site condition to give good exposure on survey.

COURSE OUTCOMES

- On completion of the course, the student is expected to be able to
- CO1** Handle the modern surveying instruments like Total station and GPS
CO2 Apply modern surveying techniques in field to establish horizontal control.
CO3 Understand the surveying techniques in field to establish vertical control
CO4 Apply different survey adjustment techniques.
CO5 Carry out different setting out works in the field

COs- PO's & PSO's MAPPING

PO/PSO		Course Outcome					Overall Correlation of CO s to POs
		CO1	CO2	CO3	CO4	CO5	
PROGRAM OUTCOMES(PO)							
PO1	Knowledge of Engineering Sciences	3	3	3	3	3	3
PO2	Problem analysis	3	3	3	3	3	3
PO3	Design / development of solutions			2	2	2	2
PO4	Investigation	3	3	3			3
PO5	Modern Tool Usage	3	3	3	3	3	3
PO8	Engineer and Society	3	3	2	2	2	2
PO10	Environment and Sustainability	2	2	2	2	2	2
PO9	Ethics	2	2	2	2		2
PO6	Individual and Team work	2	2	3	2	2	2
PO7	Communication	2	2	2	2	2	2
PO11	Project Management and Finance	2	2	2	2	2	2
PO12	Life Long Learning	3	3	3	3	3	3
PROGRAM SPECIFIC OUTCOMES(PSO)							
PSO1	Knowledge of Civil Engineering discipline	3	3	3	3	3	3
PSO2	Critical analysis of Civil Engineering problems and innovation	3	3	3	3	3	3
PSO3	Conceptualization and evaluation of engineering solutions to Civil Engineering Issues	3	3	3	3	3	3

CE3601

DESIGN OF STEEL STRUCTURAL ELEMENTS**L T P C**
3 0 0 3**COURSE OBJECTIVE**

- To introduce the students to limit state design of structural steel members subjected to compressive, tensile and bending loads, including connections and to provide the students the tools necessary for designing structural systems such as rooftrusses and gantry girders as per provisions of current code (IS 800 - 2007) of practice.

UNIT I INTRODUCTION TO STRUCTURAL STEEL AND DESIGN OF CONNECTIONS 9

General -Types of Steel -Properties of structural steel - I.S. rolled sections - Concept of Limit State Design - Design of Simple and eccentric Bolted and welded connections - Types of failure and efficiency of joint – prying action - Introduction to HSFG bolts

UNIT II DESIGN OF TENSION AND COMPRESSION MEMBERS 9

Behaviour and Design of simple and built-up members subjected to tension - Shear lag effect- Design of lug angles - tension splice - Behaviour of short and long columns - Euler's column theory- Design of simple and built-up compression members with lacings and battens - Design of column bases - slab base and gusseted base

UNIT III DESIGN OF BEAMS 9

Design of laterally supported and unsupported beams - Design of built-up beams - Design of plate girders

UNIT IV INDUSTRIAL STRUCTURES 9

Design of roof trusses – loads on trusses – purlin design using angle and channel sections – truss design, Design of joints and end bearings–Design of gantry girder - Introduction to pre-engineered buildings

UNIT V PLASTIC ANALYSIS AND DESIGN 9

Introduction to plastic analysis - Theory of plastic Analysis - Design of continuous beams and portal frames using plastic design approach

TOTAL: 45 PERIODS**COURSE OUTCOMES:**

Upon completion of this course, students will be able to:

- CO1** Recognize the design philosophy of steel structures and identify the different failure modes of bolted and welded connections, and determine their design strengths
- CO2** Select the most suitable section shape and size for tension and compression members and beams according to specific design criteria
- CO3** Apply the principles, procedures and current code requirements to the analysis and design of steel tension members, columns, column bases and beams
- CO4** Identify and compute the design loads on Industrial structures, and gantry girder
- CO5** Find out ultimate load of steel beams and portal frames using plastic analysis

TEXT BOOKS

- Duggal S.K., Design of Steel Structures, Tata McGraw Hill, Publishing Co. Ltd., New Delhi, 2010
- Bhavikatti S.S, Design of Steel Structures, Iik International Publishing House, New Delhi, 2017.

REFERENCES

- Gambhir M L, Fundamentals of Structural Steel Design, McGraw Hill Education India Pvt Limited, 2013
- Jack C. McCormac and Stephen F Csernak, Structural Steel Design, Pearson Education Limited, 2013.
- Sarwar Alam Raz, Structural Design in Steel, New Age International Publishers, 2014
- Subramanian N, Design of Steel Structures, Oxford University Press, New Delhi, 2016

COs- PO's & PSO's MAPPING

PO/PSO		Course Outcome					Overall Correlation of CO s to POs
		CO1	CO2	CO3	CO4	CO5	
PROGRAM OUTCOMES(PO)							
PO1	Knowledge of Engineering Sciences	2	2	2	3	2	2
PO2	Problem analysis	2	2	2	2	3	2
PO3	Design / development of solutions	3	3	3	3	3	3
PO4	Investigation					2	2
PO5	Modern Tool Usage		2	2	2		2
PO6	Engineer and Society				2		2
PO7	Environment and Sustainability	2			2		2
PO8	Ethics				2		2
PO9	Individual and Team work				2		2
PO10	Communication					1	1
PO11	Project Management and Finance		2	2	2		2
PO12	Life Long Learning	2	2	2	3	3	2
PROGRAM SPECIFIC OUTCOMES(PSO)							
PSO1	Knowledge of Civil Engineering discipline	3	2	2	2	2	2
PSO2	Critical analysis of Civil Engineering problems and innovation	2	2	2	2	2	2
PSO3	Conceptualization and evaluation of engineering solutions to Civil Engineering Issues				3	3	3

CE3602**STRUCTURAL ANALYSIS II****L T P C
3 0 0 3****COURSE OBJECTIVE:**

- To learn the method of drawing influence lines and its uses in various applications like beams, bridges and plane trusses and to analyse arches and suspension bridges

UNIT I INFLUENCE LINES FOR DETERMINATE STRUCTURES**9**

Introduction to moving loads, Concept of Influence Lines, Influence lines for reactions in statically determinate structures –Influence lines for shear force and bending moment in beam section – Calculation of critical stress resultants due to concentrated and distributed moving loads - Influence lines for member forces in pin jointed plane frames.

UNIT II INFLUENCE LINES FOR INDETERMINATE BEAMS**9**

Muller Breslau's principle - Influence line for support reactions, shearing force and bending moments for indeterminate beams - propped cantilevers, fixed beams and continuous beams.

UNIT III ARCHES**9**

Arches - Eddy's theorem - Types of arches – Analysis of three-hinged, two-hinged and fixed arches - Parabolic and circular arches - influence lines, rib shortening– Settlement and temperature effects.

UNIT IV SUSPENSION BRIDGES AND SPACE TRUSSES**9**

Analysis of suspension bridges – Unstiffened cables and cables with three hinged stiffening girders – Influence lines for three hinged stiffening girders - Introduction to analysis of space trusses using method of tension coefficients.

UNIT V APPROXIMATE ANALYSIS OF FRAMES**9**

Approximate analysis for gravity loadings - substitute frame method for maximum moments in beams and columns - Approximate analysis for horizontal loads - portal method and cantilever method - assumptions - axial force, shearing force and bending moment diagrams.

TOTAL: 45 PERIODS**COURSE OUTCOMES:**

Students will be able to ;

CO1 Draw influence lines for statically determinate structures and calculate critical stress resultants.**CO2** Understand Muller Breslau principle and draw the influence lines for statically indeterminate beams.**CO3** Analyse three hinged, two hinged and fixed arches.**CO4** Analyse the suspension bridges with stiffening girders**CO5** Analyse rigid frames by approximate methods for gravity and horizontal loads.**TEXTBOOKS:**

1. Bhavikatti,S.S, Structural Analysis,Vol.1 & 2, Vikas Publishing House Pvt.Ltd., NewDelhi-4, 2014.
2. Punmia.B.C, Ashok Kumar Jain and Arun Kumar Jain, Theory of structures, Laxmi, Publications,2004.

REFERENCES:

1. Negi.L.S and Jangid R.S ., Structural Analysis , Tata McGraw-Hill Publishers, 2004.
2. Reddy C.S., Basic Structural Analysis, Tata McGraw Hill Publishing Co. Ltd., Third Edition, 2010.
3. Gambhir.M.L., Fundamentals of Structural Mechanics and Analysis, PHI Learning Pvt. Ltd., 2011.
4. Vazrani.V.N And Ratwani,M.M, Analysis of Structures, Vol.II, Khanna Publishers,2015.

COs- PO's & PSO's MAPPING

PO/PSO		Course Outcome					Overall Correlation of CO s to POs
		CO1	CO2	CO3	CO4	CO5	
PROGRAM OUTCOMES(PO)							
PO1	Knowledge of Engineering Sciences	3	3	3	3	3	3
PO2	Problem analysis	3	3	3	3	3	3
PO3	Design / development of solutions	3	3	3	3	3	3
PO4	Investigation	3	3	3	3	3	3
PO5	Modern Tool Usage	1	1	1	1	1	1
PO6	Engineer and Society	3	3	3	3	3	3
PO7	Environment and Sustainability	1	1	1	1	1	1
PO8	Ethics	1	1	1	1	1	1
PO9	Individual and Team work	3	3	3	3	3	3
PO10	Communication	2	2	2	2	2	2
PO11	Project Management and Finance	1	1	1	1	1	1
PO12	Life Long Learning	2	1	1	1	1	1
PROGRAM SPECIFIC OUTCOMES(PSO)							
PSO1	Knowledge of Civil Engineering discipline	3	3	3	3	3	3
PSO2	Critical analysis of Civil Engineering problems and innovation	3	3	3	3	3	3
PSO3	Conceptualization and evaluation of engineering solutions to Civil Engineering Issues	3	3	3	3	3	3

AG3601

ENGINEERING GEOLOGY

L T P C

3 0 0 3

COURSE OBJECTIVES:

- This course will familiarize the students on the role and importance of geology in civil engineering, apart from learning the techniques of surface and subsurface investigations using geological, geophysical and geomechanical methods.

UNIT I PHYSICAL GEOLOGY AND GEOMORPHOLOGY**9**

Significance of Geology in Civil Engineering; Internal structure of the Earth; Weathering: types, engineering classification of weathered rocks and relevance to Civil Engineering; Fluvial, Marine, Glacial and Aeolian landforms and their importance in Civil Engineering; Plate tectonics and its relevance to earthquakes; Groundwater: types of aquifers, origin, movement and role of groundwater in Civil Engineering constructions.

UNIT II MINERALOGY AND PETROLOGY**9**

Physical and Chemical properties of common rock forming minerals: Quartz family, Feldspar family, Mica (Muscovite, Biotite & Vermiculite), Pyroxene (Augite & Hypersthene), Amphibole (Hornblende), Calcite, Gypsum and Clay minerals and their significance. Formation of Igneous, Metamorphic and Sedimentary rocks; Description of important rocks: Granite, Syenite, Dolerite, Basalt, Quartzite, Slate, Schist, Gneiss, Marble, Sandstone, Limestone, Shale and Conglomerate. Engineering properties of rocks: field and laboratory tests.

UNIT III STRUCTURAL GEOLOGY AND ROCK MECHANICS**9**

Attitudes of beds: Strike and Dip measurements and their relevance to civil engineering; Different types of folds, faults, joints and fractures in rocks and their significance in civil engineering constructions; Geomechanical properties of rocks: Rock Quality Designation (RQD), Rock Mass Rating (RMR) and Geological Strength Index (GSI) and their importance in various civil engineering projects.

UNIT IV GEOPROSPECTING**9**

Geological mapping techniques; Remote Sensing: Fundamentals and its role in geological mapping; Geophysical methods for subsurface investigations: Electrical, Seismic & Ground Penetrating Radar (GPR); Subsurface logging and their importance in civil engineering projects.

UNIT V GEOLOGICAL CONSIDERATIONS AND GEOHAZARDS**9**

Geological conditions necessary for designing and construction of important structures: Dams, Reservoirs, Tunnels, Road cuttings and Coastal protection; Landslides: Causes and mitigation; Earthquakes & Tsunamis: Causes and mitigation; Case studies for the above topics.

TOTAL: 45 PERIODS**COURSE OUTCOMES:**

On completion of this course, the students expected to be able to:

- CO1** Knowing the internal structure of earth and its relation to earthquakes. Landforms created by various geological agents and their importance in civil engineering.
- CO2** Getting knowledge on various minerals and rocks that can be used as construction materials and road aggregates. In addition, testing the suitability of rocks for foundation purposes.
- CO3** Studying various geological structures and their impact in engineering constructions. Further, learning the geomechanical properties of rocks and their significance in engineering projects.
- CO4** Gaining knowledge on the role of geological mapping, remote sensing and geophysics for surface and subsurface investigations. In addition, students will also gain knowledge on borehole logging techniques and their applications in civil engineering.
- CO5** Applying geological knowledge for designing and constructing major civil engineering structures, and also mitigating various geological hazards such as earthquakes, landslides and tsunamis.

TEXT BOOKS:

- Parbin Singh, "A Textbook of Engineering and General Geology", S. K. Kataria and Sons, 2021.
- Chenna Kesavulu, N. "Textbook of Engineering Geology", Macmillan India Ltd., 2018.

3. Venkat Reddy, D. "Engineering Geology", Vikas Publishing House Pvt. Lt, 2021.
4. Gokhale, K.V.G.K, "Principles of Engineering Geology", B.S. Publications, Hyderabad 2019.
5. Varghese, P.C., "Engineering Geology for Civil Engineering", Prentice Hall of India Learning Private Limited, New Delhi, 2012.

REFERENCES:

1. Legget, "Geology and Engineering", McGraw Hill Book company, 1998 Blyth, "Geology for Engineers", ELBS 1995.
2. Krynine and Judd, "Principals of Engineering Geology and Geotechnics" Tata McGraw Hill, New Delhi, 2018.
3. Bell, F.G. "Fundamentals of Engineering Geology", B.S. Publications. Hyderabad 2011.

COs- PO's & PSO's MAPPING

PO/PSO		Course Outcome					Overall Correlation of CO s to POs
		CO1	CO2	CO3	CO4	CO5	
PO1	Knowledge of Engineering Sciences	2	2	2			2
PO2	Problem analysis			2	2	3	2
PO3	Design / development of solutions			3		3	3
PO4	Investigation		2	3	3	3	3
PO5	Modern Tool Usage		2		2		2
PO6	Individual and Team work		2	2		2	2
PO7	Communication					1	1
PO8	Engineer and Society	2			2	2	2
PO9	Ethics				2	2	2
PO10	Environment and Sustainability	2			2	2	2
PO11	Project Management and Finance				2	2	2
PO12	Life Long Learning				2	2	2
PSO1	Knowledge of Civil Engineering discipline		2		2	2	2
PSO2	Critical analysis of Civil Engineering problems and innovation				2	2	2
PSO3	Conceptualization and evaluation of engineering solutions to Civil Engineering Issues			2		2	2

NCC Credit Course Level 3*

NX3651

(ARMY WING) NCC Credit Course - III**L T P C****3 0 0 3****PERSONALITY DEVELOPMENT****9**

PD 3 Group Discussion: Team Work

2

PD 4 Career Counselling, SSB Procedure & Interview Skills

3

PD 5 Public Speaking

4

BORDER & COASTAL AREAS**4**

BCA 2 Security Setup and Border/Coastal management in the area

2

BCA 3 Security Challenges & Role of cadets in Border management

2

ARMED FORCES		3
AF 2	Modes of Entry to Army, CAPF, Police	3
COMMUNICATION		3
C 1	Introduction to Communication & Latest Trends	3
INFANTRY		3
INF 1	Organisation of Infantry Battalion & its weapons	3
MILITARY HISTORY		23
MH 1	Biographies of Renowned Generals	4
MH 2	War Heroes - PVC Awardees	4
MH 3	Study of Battles - Indo Pak War 1965, 1971 & Kargil	9
MH 4	War Movies	6

TOTAL: 45 PERIODS

NCC Credit Course Level 3*		
NX3652	(NAVAL WING) NCC Credit Course - III	L T P C
		3 0 0 3
PERSONALITY DEVELOPMENT		9
PD 3	Group Discussion: Team Work	2
PD 4	Career Counselling, SSB Procedure & Interview Skills	3
PD 5	Public Speaking	4
BORDER & COASTAL AREAS		4
BCA 2	Security Setup and Border/Coastal management in the area	2
BCA 3	Security Challenges & Role of cadets in Border management	2
NAVAL ORIENTATION		6
NO 3	Modes of Entry - IN, ICG, Merchant Navy	3
AF 2	Naval Expeditions & Campaigns	3
NAVAL COMMUNICATION		2
NC 1	Introduction to Naval Communications	1
NC 2	Semaphore	1
NAVIGATION		2
N 1	Navigation of Ship - Basic Requirements	1
N 2	Chart Work	1
SEAMANSHIP		15
MH 1	Introduction to Anchor Work	2
MH 2	Rigging Capsule	6
MH 3	Boatwork - Parts of Boat	2
MH 4	Boat Pulling Instructions	2
MH 5	Whaler Sailing Instructions	3
FIRE FIGHTING FLOODING & DAMAGE CONTROL		4
FFDC 1	Fire Fighting	2
FFDC 2	Damage Control	2
SHIP MODELLING		3
SM	Ship Modelling Capsule	3
TOTAL : 45 PERIODS		

NCC Credit Course Level 3*

NX3653 (AIR FORCE WING) NCC Credit Course Level - III		L T P C
		3 0 0 3
PERSONALITY DEVELOPMENT		9
PD 3	Group Discussion: Team Work	2
PD 4	Career Counselling, SSB Procedure & Interview Skills	3
PD 5	Public Speaking	4
BORDER & COASTAL AREAS		4
BCA 2	Security Setup and Border/Coastal management in the area	2
BCA 3	Security Challenges & Role of cadets in Border management	2
AIRMANSHIP		1
A 1	Airmanship	1
BASIC FLIGHT INSTRUMENTS		3
FI 1	Basic Flight Instruments	3
AERO MODELLING		3
AM 1	Aero Modelling Capsule	3
GENERAL SERVICE KNOWLEDGE		2
GSK 4	Latest Trends & Acquisitions	2
AIR CAMPAIGNS		6
AC 1	Air Campaigns	6
PRINCIPLES OF FLIGHT		6
PF 1	Principles of Flight	3
PF 2	Forces acting on Aircraft	3
NAVIGATION		5
NM 1	Navigation	2
NM 2	Introduction to Met and Atmosphere	3
AERO ENGINES		6
E 1	Introduction and types of Aero Engine	3
E 2	Aircraft Controls	3

TOTAL : 45 PERIODS

CE3611 BUILDING DRAWING AND DETAILING LABORATORY		L T P C
		0 0 4 2

COURSE OBJECTIVE:

- To impart knowledge and skill relevant to Building drawing and Detailing lab using computer software

LIST OF EXPERIMENTS

- Principles of planning and orientation
- Buildings with load bearing walls and RCC roof (Plan , section , elevation)
- Buildings with sloping roof
- Buildings with Framed structures.

5. Building information modeling.
6. Reinforcement details of RCC structural elements (slab, beam and column)
7. Reinforcement details of footings (Isolated, stepped, combined footing)
8. Steel structures (Steel Connections detailing, beam to column connection, beam to beam connection – bolt & Weld, Roof truss & purlin)

TOTAL : 60 PERIODS**REFERENCES:**

1. V.B.Sikka, "A course in Civil Engineering Drawing" S.K.Kataria & Sons Publishers, Seventh Edition, 2015.
2. D.N.Ghose, "Civil Engineering Drawing and Design" CBS Publishers & Distributors Pvt.Ltd., 2nd Edition, 2010.
3. National Building Code of India 2016 (NBC 2016)
4. Unnikrishna Pillai and Devdas Menon, Reinforced Concrete Design (Third Edition), Tata Mc Graw Hill Publishing Company Ltd., New Delhi, 3rd Edition, 2017.
5. Subramanian N, Design of Steel Structures, Oxford University Press, New Delhi, 2016

COURSE OUTCOME

- On completion of the course, the student is expected to be able to
- CO1** Draft the plan, elevation and sectional view of the load bearing and framed buildings
- CO2** Draw the structural detailing of RCC elements
- CO3** Draw the structural detailing of RCC water tanks, footings and retaining walls
- CO4** Draw the structural detailing of steel structures
- CO5** Draft the structural detailing of Industrial structures

COs- PO's & PSO's MAPPING

PO/PSO		Course Outcome					Overall Correlation of CO s to POs
		CO1	CO2	CO3	CO4	CO5	
PROGRAM OUTCOMES(PO)							
PO1	Knowledge of Engineering Sciences	3	3	3	3	3	3
PO2	Problem analysis	-	2	2	2	2	2
PO3	Design / development of solutions	-	-	-	-	-	-
PO4	Investigation	-	-	-	2	2	2
PO5	Modern Tool Usage	2	2	2	2	2	2
PO6	Engineer and Society	-	3	3	3	3	3
PO7	Environment and Sustainability	-	-	-	-	-	-
PO8	Ethics	1	2	2	1	2	2
PO9	Individual and Team work	-	3	3	3	3	3
PO10	Communication	-	2	2	2	2	2
PO11	Project Management and Finance	-	-	-	-	-	-
PO12	Life Long Learning	1	2	2	2	2	2
PROGRAM SPECIFIC OUTCOMES(PSO)							
PSO1	Knowledge of Civil Engineering discipline	3	3	3	3	3	3
PSO2	Critical analysis of Civil Engineering problems and innovation	2	2	2	2	2	2
PSO3	Conceptualization and evaluation of engineering solutions to Civil Engineering Issues	-	2	2	2	2	2

CE3701 ESTIMATION, COSTING AND VALUATION ENGINEERING**L T P C
3 0 0 3****COURSE OBJECTIVE:**

- The students will acquire knowledge in estimation, tender practices, contract procedures, and valuation and will be able to prepare estimates, call for tenders and execute works.

UNIT I QUANTITY ESTIMATION**9**

Philosophy – Purpose – Methods of estimation – Centre line method – Long and short wall method – Types of estimates – Approximate estimates – Detailed estimate – Estimation of quantities for buildings, bituminous and cement concrete roads, septic tank, soak pit, retaining walls – Culverts (additional practice in class room using computer softwares- qE Pro)

UNIT II RATE ANALYSIS AND COSTING**9**

Standard Data – Observed Data – Schedule of rates – Market rates – Materials and Labour – Standard Data for Man Hours and Machineries for common civil works – Rate Analysis for all Building works, canals, and Roads – Cost Estimates (additional practice in class room using Computer softwares) – (Analysis of rates for the item of work asked, the data regarding labour, rates of material and rates of labour to be given in the Examination Question Paper)

UNIT III SPECIFICATIONS, REPORTS AND TENDERS**9**

Specifications – Detailed and general specifications – Constructions – Sources – Types of specifications – Principles for report preparation – report on estimate of residential building – Culvert – Roads – TTT Act 2000 – Tender notices – types – tender procedures – Drafting model tenders , E-tendering- e NOI – e NOT -Digital signature certificates – Encrypting -Decrypting – Reverse auctions.

UNIT IV CONTRACTS**9**

Contract – Types of contracts – BOT – Types - Formation of contract – Contract conditions – Contract for labour, material, design, construction – Drafting of contract documents based on IBRD / MORTH Standard bidding documents – Construction contracts – Contract problems – Arbitration ,litigation and legal requirements.

UNIT V VALUATION**9**

Definitions – Various types of valuations – Valuation methods - Necessity –Year's purchase-sinking fund- Capitalised value – Depreciation – Escalation – Valuation of land – Buildings – Calculation of Standard rent – Mortgage – Lease - Types of lease

TOTAL : 45 PERIODS**COURSE OUTCOMES:**

The student will be able to

CO1 Gain knowledge on types of contracts.

CO2 Understand types of specifications, principles for report preparation, tender notices types.

CO3 Rate Analysis for all Building works, canals, and Roads and Cost Estimate.

CO4 Estimate the quantities for buildings.

CO5 Evaluate valuation for building and land.

TEXTBOOKS:

1. B.N Dutta 'Estimating and Costing in Civil Engineering', CBS Publishers & Distributors (P) Ltd, Twenty eighth revised edition, 2020.
2. B.S.Patil, 'Civil Engineering Contracts and Estimates', 7th edition, University Press, 2015
3. D.N. Banerjee, 'Principles and Practices of Valuation', V Edition, Eastern Law House, 2015

REFERENCES:

1. Hand Book of Consolidated Data – 8/2000, Vol.1, TNPWD
2. Tamil Nadu Transparencies in Tenders Act, 1998 and rules 2000
3. Arbitration and Conciliation Act, 1996
4. Standard Bid Evaluation Form, Procurement of Good or Works, The World Bank, April 1996
5. Standard Data Book for Analysis and Rates, IRC, New Delhi, 2019

COs- PO's & PSO's MAPPING

PO/PSO		Course Outcome					Overall Correlation of CO s to POs
		CO1	CO2	CO3	CO4	CO5	
PROGRAM OUTCOMES(PO)							
PO1	Knowledge of Engineering Sciences	3	3	3	3	3	3
PO2	Problem analysis	3	2	1	1	2	2
PO3	Design / development of solutions	3	3	2	1	2	3
PO4	Investigation	3	3	3	3	3	3
PO5	Modern Tool Usage	3	3	1	1	3	3
PO6	Engineer and Society	3	3	3	3	3	3
PO7	Environment and Sustainability	3	3	2	2	2	2
PO8	Ethics	2	2	2	2	2	2
PO9	Individual and Team work	3	3	3	3	3	3
PO10	Communication	2	2	2	2	2	2
PO11	Project Management and Finance	3	3	2	2	2	2
PO12	Life Long Learning	3	3	3	3	3	3
PROGRAM SPECIFIC OUTCOMES(PSO)							
PSO1	Knowledge of Civil Engineering discipline	3	3	3	3	3	3
PSO2	Critical analysis of Civil Engineering problems and innovation	3	3	3	3	3	3
PSO3	Conceptualization and evaluation of engineering solutions to Civil Engineering Issues	3	3	3	3	3	3

AI3404**HYDROLOGY AND WATER RESOURCES ENGINEERING****LT PC
3 0 0 3****OBJECTIVES:**

- To introduce to the students, the concepts of hydrological processes, hydrological extremes and groundwater.
- To prepare the students to quantify, regulate and manage water resources.

UNIT I PRECIPITATION AND ABSTRACTIONS**9**

Hydrological cycle - Meteorological measurements – Types and forms of precipitation - Rain gauges - Spatial analysis of rainfall data using Thiessen polygon and Iso-hyetal methods - Interception – Evaporation: Measurement, Evaporation suppression methods – Infiltration: Horton's equation - Double ring infiltrometer - Infiltration indices.

UNIT II RUNOFF**9**

Catchment: Definition, Morphological characteristics - Factors affecting runoff - Run off estimation using Strange's table and empirical methods - SCS-CN method – Stage discharge relationship - Flow measurements - Hydrograph – Unit Hydrograph – IUH.

UNIT III HYDROLOGICAL EXTREMES**9**

Natural Disasters - Frequency analysis - Flood estimation - Flood management - Definitions of drought: Meteorological, Hydrological, Agricultural and Integrated - IMD method - NDVI analysis - Drought Prone Area Programme (DPAP).

UNIT IV RESERVOIRS**9**

Classification of reservoirs - Site selection - General principles of design - Spillways -Elevation-Area-Capacity curve - Storage estimation - Sedimentation - Life of reservoirs – Rule curve.

UNIT V GROUNDWATER AND MANAGEMENT**9**

Origin - Classification and types - Properties of aquifers - Governing equations – Steady and unsteady flow - Artificial recharge - RWH in rural and urban areas.

TOTAL: 45 PERIODS**TEXT BOOKS:**

1. Subramanya K, "Engineering Hydrology"- Tata McGraw Hill, 2010
2. Jayarami Reddy P, "Hydrology", Tata McGraw Hill, 2008.

REFERENCES

1. David Keith Todd. "Groundwater Hydrology", John Wiley & Sons, Inc. 2007
2. Ven Te Chow, Maidment, D.R. and Mays, L.W. "Applied Hydrology", McGraw Hill International Book Company, 1998.
3. Raghunath. H.M., "Hydrology", Wiley Eastern Ltd., 1998.
4. Bhagu R. Chahar, Groundwater Hydrology, McGraw Hill Education (India) Pvt Ltd, New Delhi, 2017.

COURSE OUTCOMES:

On completion of the course, the student is expected to

1. Define the hydrological processes and their integrated behaviour in catchments
2. Apply the knowledge of hydrological processes to address basin characteristics, runoff and hydrograph
3. Explain the concept of hydrological extremes and its management strategies
4. Describe the principles of storage reservoirs
5. Understand and apply the concepts of groundwater management

CO – PO MAPPING: HYDROLOGY AND WATER RESOURCES ENGINEERING

PO/PSO		COURSE OUTCOMES:					Overall Correlation of COs to POs
		CO1	CO2	CO3	CO4	CO5	
PO1	Knowledge of Engineering Sciences	2	2	2	2	2	2
PO2	Problem analysis	2	3	2	2	2	2
PO3	Design/development of solutions		2	2	1	2	1
PO4	Investigation	2	2	1	1	2	2
PO5	Modern Tool Usage	1	1	-	1	1	1
PO6	Engineer and Society	2	2	2	3	3	2
PO7	Environment and Sustainability	2	2	2	2	2	2
PO8	Ethics	-	-	-	2	2	1
PO9	Individual and Team work	2	3	2	2	3	2
PO10	Communication	2	2	2	2	2	2
PO11	Project Management and Finance	-		2		2	1
PO12	Life Long Learning	2	2	2	3	3	2
PSO1	To bring expertise in design and engineering problem solving approach in agriculture with proper knowledge and skill	2	2	2	2	2	2
PSO2	To enhance the ability of students to formulate solutions to real-world problems pertaining to sustained agricultural productivity using modern technologies.	2	2	2	2	2	2
PSO3	To inculcate entrepreneurial skills through strong Industry-Institution linkage.	2	3	2	3	3	3

REFERENCES:

1. The Nonreligious: Understanding Secular People and Societies, Luke W. Galen Oxford University Press, 2016.
2. Secularism: A Dictionary of Atheism, Bullivant, Stephen; Lee, Lois, Oxford University Press, 2016.
3. The Oxford Handbook of Secularism, John R. Shook, Oxford University Press, 2017.
4. The Civic Culture: Political Attitudes and Democracy in Five Nations by Gabriel A. Almond and Sidney Verba, Princeton University Press,
5. Research Methodology for Natural Sciences by Soumitro Banerjee, IISc Press, January 2022

COURSE OUTCOMES

Students will be able to

- CO1: Identify the importance of democratic, secular and scientific values in harmonious functioning of social life
- CO2: Practice democratic and scientific values in both their personal and professional life.
- CO3: Find rational solutions to social problems.
- CO4: Behave in an ethical manner in society
- CO5: Practice critical thinking and the pursuit of truth.

GE3752**TOTAL QUALITY MANAGEMENT****L T P C
3 0 0 3****COURSE OBJECTIVES:**

- Teach the need for quality, its evolution, basic concepts, contribution of quality gurus, TQM framework, Barriers and Benefits of TQM.
- Explain the TQM Principles for application.
- Define the basics of Six Sigma and apply Traditional tools, New tools, Benchmarking and FMEA.
- Describe Taguchi's Quality Loss Function, Performance Measures and apply Techniques like QFD, TPM, COQ and BPR.
- Illustrate and apply QMS and EMS in any organization.

UNIT I INTRODUCTION**9**

Introduction - Need for quality - Evolution of quality - Definition of quality - Dimensions of product and service quality –Definition of TQM-- Basic concepts of TQM - Gurus of TQM (Brief introduction) -- TQM Framework- Barriers to TQM –Benefits of TQM.

UNIT II TQM PRINCIPLES**9**

Leadership - Deming Philosophy, Quality Council, Quality statements and Strategic planning- Customer Satisfaction –Customer Perception of Quality, Feedback, Customer complaints, Service Quality, Kano Model and Customer retention – Employee involvement – Motivation, Empowerment, Team and Teamwork, Recognition & Reward and Performance Appraisal-- Continuous process improvement –Juran Trilogy, PDSA cycle, 5S and Kaizen - Supplier partnership – Partnering, Supplier selection, Supplier Rating and Relationship development.

UNIT III TQM TOOLS & TECHNIQUES I**9**

The seven traditional tools of quality - New management tools - Six-sigma Process Capability- Benchmarking - Reasons to benchmark, Benchmarking process, What to Bench Mark, Understanding Current Performance, Planning, Studying Others, Learning from the data, Using the findings, Pitfalls and Criticisms of Benchmarking - FMEA - Intent , Documentation, Stages: Design FMEA and Process FMEA.

UNIT IV TQM TOOLS & TECHNIQUES II**9**

Quality circles – Quality Function Deployment (QFD) - Taguchi quality loss function – TPM – Concepts, improvement needs – Performance measures- Cost of Quality - BPR.

UNIT V QUALITY MANAGEMENT SYSTEM**9**

Introduction-Benefits of ISO Registration-ISO 9000 Series of Standards-Sector-Specific Standards - AS 9100, TS16949 and TL 9000-- ISO 9001 Requirements-Implementation-Documentation-Internal Audits-Registration-ENVIRONMENTAL MANAGEMENT SYSTEM: Introduction—ISO 14000 Series Standards—Concepts of ISO 14001—Requirements of ISO 14001-Benefits of EMS.

TOTAL: 45 PERIODS**COURSE OUTCOMES:****CO1:** Ability to apply TQM concepts in a selected enterprise.**CO2:** Ability to apply TQM principles in a selected enterprise.**CO3:** Ability to understand Six Sigma and apply Traditional tools, New tools, Benchmarking and FMEA.**CO4:** Ability to understand Taguchi's Quality Loss Function, Performance Measures and apply QFD, TPM, COQ and BPR.**CO5:** Ability to apply QMS and EMS in any organization.**TEXT BOOK:**

1. Dale H.Besterfield, Carol B.Michna,Glen H. Besterfield,Mary B.Sacre,Hemant Urdhwareshe and RashmiUrdhwareshe, "Total Quality Management", Pearson Education Asia, Revised Third Edition, Indian Reprint, Sixth Impression,2013.

REFERENCES:

1. Joel.E. Ross, "Total Quality Management – Text and Cases", Routledge., 2017.
2. Kiran.D.R, "Total Quality Management: Key concepts and case studies, Butterworth – Heinemann Ltd, 2016.
3. Oakland, J.S. "TQM – Text with Cases", Butterworth – Heinemann Ltd., Oxford, Third Edition,2003.
4. Suganthi,L and Anand Samuel, "Total Quality Management", Prentice Hall (India) Pvt. Ltd.,2006 .

CO's- PO's & PSO's MAPPING

CO's	PO's												PSO's		
	1	2	3	4	5	6	7	8	9	10	11	12	1	2	3
1		3										3	2		3
2						3						3		2	
3					3				3					2	3
4		2			3	2	3	2				3	3	2	
5			3			3	3	2							
AVg.		2.5	3		3	2.6	3	2	3			3	2.5	2	3

CE3811**PROJECT WORK/INTERNSHIP****L T P C**
0 0 20 10**COURSE OBJECTIVE:**

- To develop the ability to solve a specific problem right from its identification and literature review till the successful solution of the same. To train the students in preparing project reports and to face reviews and viva voce examination.

STRATEGY:

The student works on a topic approved by the head of the department under the guidance of a faculty member and prepares a comprehensive project report after completing the work to the satisfaction. The student will be evaluated based on the report and the viva voce examination by a team of examiners including one external examiner.

TOTAL: 300 PERIODS

COURSE OUTCOMES:

- On Completion of the project works students will be in a position to take up any challenging practical problems and find solution by formulating proper methodology.

CO1 Identify civil engineering problems reviewing available literature.

CO2 Identify appropriate techniques to analyze complex civil engineering problems.

CO3 Apply engineering and management principles through efficient handling of Project have a clear idea of his/her area of work and they are in a position to carry out the work in a systematic way.

COs- PO's & PSO's MAPPING

PO/PSO		Course Outcome			Overall Correlation of Cos to POs
		CO1	CO2	CO3	
PO1	Knowledge of Engineering Sciences	3	3	2	3
PO2	Problem analysis	1	3	2	2
PO3	Design/development of solutions	1	1	2	1
PO4	Investigation	3	3		3
PO5	Modern Tool Usage				
PO6	Individual and Teamwork	3	3	2	3
PO7	Communication	2		2	2
PO8	Engineer and Society	2		2	2
PO9	Ethics	2		2	2
PO10	Environment and Sustainability	1	1	1	1
PO11	Project Management and Finance	1	1	1	1
PO12	Life Long Learning	3	3	3	3
PSO1	Knowledge of Civil Engineering discipline	3	3	1	3
PSO2	Critical analysis of Civil Engineering problems and innovation	3	3	1	3
PSO3	Conceptualization and evaluation of engineering solutions to Civil Engineering Issues	3	3	1	3

PROFESSIONAL ELECTIVE COURSES: VERTICALS

VERTICAL I: STRUCTURES

CE3001

CONCRETE STRUCTURES

L T P C

3 0 0 3

COURSE OBJECTIVE:

- To acquire hands on experience in design and preparation of structural drawings for concrete / steel structures normally encountered in Civil Engineering practice using Computer Software Staad Pro, E-Tabs and any Structural design and analysis Software.

UNIT I INTRODUCTION AND CODES

9

Geometric Parameters, Grade of concrete and steel for different elements, Exposure and cover requirements, Fire rating, Load Combinations, Serviceability Requirements, Analysis tools. Indian & International Codes for Reinforced concrete Design, Design loads, National Building Code 2016, Practical building example, drawing sizes and scale.

COs- PO's & PSO's MAPPING

PO/PSO		Course Outcome					Overall Correlation of COs to POs
		CO1	CO2	CO3	CO4	CO5	
PROGRAM OUTCOMES(PO)							
PO1	Knowledge of Engineering Sciences	3	3	3	3	3	3
PO2	Problem analysis	-	-	2	3	3	3
PO3	Design / development of solutions	3	-	-	2	2	2
PO4	Investigation	-	2	3	3	3	3
PO5	Modern Tool Usage	2	1	3	3	3	3
PO6	Individual and Team work	1	-	-	-	-	1
PO7	Communication	-	-	-	-	2	2
PO8	Engineer and Society	3	-	3	1	1	3
PO9	Ethics	1	1	1	1	1	1
PO10	Environment and Sustainability	-	-	2	-	-	2
PO11	Project Management and Finance	1	1	1	1	1	1
PO12	Life Long Learning	3	-	-	2	2	2
PROGRAM SPECIFIC OUTCOMES (PSO)							
PSO1	Knowledge of Civil Engineering discipline	3	3	3	2	2	3
PSO2	Critical analysis of Civil Engineering problems and innovation	1	1	2	3	3	3
PSO3	Conceptualization and evaluation of engineering solutions to Civil Engineering Issues	2	2	3	3	3	3

CE3002**STEEL STRUCTURES****L T P C
3 0 0 3****COURSE OBJECTIVES**

- To acquire hands on experience in design and preparation of structural drawings for steel structures like industrial buildings, steel framed buildings using structural design software and detailed drawing softwares
- To introduce the students to design of light gauge steel structures

UNIT I DESIGN ASPECTS AND LOADS ON A STEEL BUILDING**9**

Inputs for the design of a steel building - Design basis report, covering Site Data, geometrical, functional and structural requirements for its end usage - material specifications - Methods of designing a steel building. Calculating the various loads acting on a steel building - Vertical & Lateral loads - Effects of each loads separately and in combination – Dead, superimposed dead, live, temperature, MEP service loads - Lateral loads due to Wind and Seismic effects.

UNIT II SELECTION OF LOAD RESISTING SYSTEM AND MODELLING OF STRUCTURE**9**

Studying the layout plans of the structure - Selection of load resisting systems - Load flow in each system - Satisfying Stability and strength of the structure - Vertical and Lateral load resisting systems - Analysis and design of Sway and non-sway frames - Manual and Computer aided modelling, analysis and design - Geometric and structural parameters of the structure - Loading the structure - Interpretation of the results of the software – Analysis and Design of a multi-storeyed building.

UNIT III DESIGN OF VARIOUS ELEMENTS OF A STEEL BUILDING**9**

Manual and Software aided design – Beams, columns, floors, bracings, purlins/girts and facades, base plates and anchor bolts – Various loads, different conditions of supports, exposure, and purpose of use - Design of Connections between the members – bolted and welded, moment and shear connections

UNIT IV DESIGN OF AN INDUSTRIAL BUILDING 9

Functional requirements - Serviceability Requirements - Structural Configurations - Selection of sections as per requirements - Configuration of the elements, connectivity - Analysis and design of different types of trusses — Design of Gantry Girders – Design of gable frames – Design of steel columns for combined loading - Analysis and design of industrial buildings - Study of General assembly drawings - Fabrication processes - Fabrication, logistics & erection – Sequence of erection - Inspection of a completed structure.

UNIT V DESIGN OF LIGHT GAUGE STEEL STRUCTURES 9

Philosophy of design of light gauge steel members, Direct Strength Method (DSM) ,Effective width method (EWM) – Concept of buckling, local buckling and post-buckling strength - Analysis and design of Compression members– Analysis and design of flexural members, Lateral buckling of beams, Shear Lag, Flange Curling – Design of wall panels

TOTAL : 45 PERIODS**COURSE OUTCOMES:**

Students will be able to

CO1 Plan the layout of the structure and calculate the loads of the steel structure.**CO2** Select a load resisting system, model the structure and interpret the results.**CO3** Design the various elements of a steel buildings**CO4** Design a typical industrial building**CO5** Design the various elements of a cold –formed steel buildings**TEXT BOOKS**

1. Subramanian N, Design of Steel Structures, Oxford University Press, New Delhi, 2016
2. Negi L.S. "Design of steel structures" McGraw Hill Co., New Delhi, 2014
3. Duggal S.K., Design of Steel Structures, Tata McGraw Hill, Publishing Co. Ltd., New Delhi,2010

REFERENCES

1. Gambhir M L, Fundamentals of Structural Steel Design, McGraw Hill Education India Pvt Limited, 2013
2. Jack C. McCormac and Stephen F Csernak, Structural Steel Design, Pearson Education Limited, 2013.
3. Sarwar Alam Raz, Structural Design in Steel, New Age International Publishers, 2014
4. Gaylord E H, Gaylord N C and Stallmeyer J E, "Design of Steel Structures", 3rd edition, McGraw Hill Publications, 1992.
5. Salmon, Johnson & Malhas," Steel Structures: Design and Behavior, 4th Edition, Harper Collins College Publisher, 1996
6. Bhavikatti S.S, Design of Steel Structures, Ik International Publishing House, New Delhi,2017.
7. Wie Wen Yu, Design of Cold Formed Steel Structures, McGraw Hill Book Company, 1996
8. www.nptel.ac.in
9. http://www.steel-insdag.org/TM_Content.asp

INDIAN STANDARD CODES

1. IS: 800 – 2007, Code of Practice for general construction in steel, BIS, New Delhi
2. SP 6 (1) – Structural steel sections
3. IS 875 (1-5) - 1987 Code of practice for Design Loads (Other than Earthquake) for Buildings and Structures, BIS
4. IS 816 :1969 - Code of practice for Metal Arc Welding for general Construction in Mild Steel, BIS
5. IS: 808 – 1989 Dimensions For Hot Rolled Steel Beam, Column, Channel and Angle Sections.

COs- PO's & PSO's MAPPING

PO		Course Outcome					Overall Correlation of CO s to POs
		CO1	CO2	CO3	CO4	CO5	
PROGRAM OUTCOMES(PO)							
PO1	Knowledge of Engineering Sciences	3	3	3	3	3	3
PO2	Problem analysis	2	2	3	2	3	2
PO3	Design / development of solutions	1	1	2	2	2	2

PO4	Investigation	-	-	2	1	1	1
PO5	Modern Tool Usage	2	2	2	2	2	2
PO6	Engineer and Society	-	-	-	1	1	1
PO7	Environment and Sustainability	-	1	1	2	2	1
PO8	Ethics	1	1	2	2	2	2
PO9	Individual and Team work	-	1	1	2	1	1
PO10	Communication	2	1	1	1	1	1
PO11	Project Management and Finance	1	-	-	1	1	1
PO12	Life Long Learning	2	1	1	2	2	2
PROGRAM SPECIFIC OUTCOMES (PSO)							
PSO1	Knowledge of Civil Engineering discipline	3	3	3	3	3	3
PSO2	Critical analysis of Civil Engineering problems and innovation	2	2	3	3	3	3
PSO3	Conceptualization and evaluation of engineering solutions to Civil Engineering Issues	3	3	3	3	3	3

CE3003**PREFABRICATED STRUCTURES****L T P C****3 0 0 3****COURSE OBJECTIVE:**

- To introduce the basic concepts of prefabrication
- To acquire the knowledge of prefabrication components and systems
- To understand the design principles in prefabrication
- To perceive the types of joints and connections in structural members
- To impart knowledge about the structural stability.

UNIT I INTRODUCTION**9**

Need for prefabrication -Advantages and limitations – Principles of prefabrication – Modular coordination – Standardization– Loads and load combinations– Materials – Production – Transportation – Erection.

UNIT II PREFABRICATED COMPONENTS AND SYSTEMS**9**

Behaviour and types of structural components– roof and floor slabs – Walls panels - Shear walls - Beams - Columns – skeletal system- portal frame system-Large panel systems- block system

UNIT III DESIGN PRINCIPLES**9**

Design philosophy- Design of cross section based on efficiency of material used – Problems in design because of joint flexibility – Allowance for joint deformation - Demountable precast concrete systems- Design for stripping , stacking ,transportation and erection of elements

UNIT IV JOINTS AND CONNECTIONS IN STRUCTURAL MEMBERS**9**

Types of Joints – based on action of forces - compression joints - shear joints - tension joints - based on function - construction joints , contraction joints, expansion joints. Design of expansion joints - Dimensions and detailing - Types of sealants - Types of structural connections - Beam to Column - Column to Column - Beam to Beam - Column to foundation.

UNIT V DESIGN FOR ABNORMAL LOADS**9**

Progressive collapse – Codal provisions – Equivalent design loads for considering abnormal effects such as earthquakes, cyclones, etc., - Importance of avoidance of progressive collapse -case study.

TOTAL: 45 PERIODS

COURSE OUTCOMES:

Students will be able to

CO1 Understand concepts about principles of prefabrication, production, transportation, erection.

CO2 Acquire knowledge about panel systems, slabs, beams, shear walls and columns used in precast construction.

CO3 Acquire knowledge about design of cross section, joint flexibility.

CO4 Acquire knowledge about joints and connection in precast construction.

CO5 Acquire knowledge about structural stability.

TEXTBOOKS:

1. Bruggeling A.S. G and Huyghe G.F. "Prefabrication with Concrete", A.A. Balkema Publishers, USA, 1991.
2. Lewitt, M. "Precast Concrete- Materials, Manufacture, Properties And Usage", CRC Press, 2019
3. Alfred Steinle, Hubert Bachmann, Mathias Tillmann, Philip Thrift. "Precast Concrete Structures", Ernst & Sohn, Berlin, 2019.

REFERENCES:

1. Koncz T., "Manual of precast concrete construction", Vol. I, II and III, Bauverlag, GMBH, 1976.
2. "Handbook on Precast Concrete Buildings", Indian Concrete Institute, 2016.
3. "Precast concrete connection details", Structural Design manual, Society for the studies in the use of precast concrete, Netherland Betor Verlag, 2009.

COs- PO's & PSO's MAPPING

PO		Course Outcome					Overall Correlation of CO s to POs
		CO1	CO2	CO3	CO4	CO5	
PROGRAM OUTCOMES(PO)							
PO1	Knowledge of Engineering Sciences	3	3	3	3	3	3
PO2	Problem analysis	3	1	3	2	2	2
PO3	Design / development of solutions	3	2	3	2	3	3
PO4	Investigation	3	1	3	2	3	2
PO5	Modern Tool Usage	3	1	3	1	1	2
PO6	Engineer and Society	3	3	3	3	3	3
PO7	Environment and Sustainability	1	1	1	1	1	1
PO8	Ethics	3	3	3	3	3	3
PO9	Individual and Team work	3	1	2	1	1	2
PO10	Communication	2	2	2	2	2	2
PO11	Project Management and Finance	1	1	1	1	1	1
PO12	Life Long Learning	2	2	2	2	2	2
PROGRAM SPECIFIC OUTCOMES (PSO)							
PSO1	Knowledge of Civil engineering discipline	3	3	3	3	3	3
PSO2	Civil Engineering Performance Evaluation and coordination	2	2	2	2	2	2
PSO3	Conceptualization of Civil Engineering Systems	2	2	2	2	2	2

CE3004**PRESTRESSED CONCRETE STRUCTURES****L T P C****3 0 0 3****COURSE OBJECTIVE**

- To understand the methods and types of prestressing and to enable the students to design prestressed concrete structural elements and systems

UNIT I INTRODUCTION – THEORY AND BEHAVIOUR 9

Basic principles of prestressing – Classification and types – Advantages over ordinary reinforced concrete – Materials – High strength concrete and high tensile steel – Methods of prestressing – Freyssinet, Magnel, Lee-McCall and Gifford Udall anchorage systems – Analysis of sections of stresses by stress concept, strength concept and load balancing concept – Losses of prestress in post-tensioned and pre-tensioned members.

UNIT II DESIGN FOR FLEXURE AND SHEAR 9

Basic assumptions of flexural design – Permissible stresses in steel and concrete as per I.S.1343 Code – Different Types of sections - Design of sections of Type I and Type II post-tensioned and pre-tensioned beams – Check for flexural capacity based on I.S. 1343 Code – Influence of Layout of cables in post-tensioned beams – Location of wires in pre-tensioned beams – Design for shear based on I.S. 1343 Code.

UNIT III DEFLECTION AND DESIGN OF ANCHORAGE ZONE 9

Factors influencing deflections – Short-term deflections of uncracked members – Prediction of long-term deflections due to creep and shrinkage – Check for serviceability limit states. Determination of anchorage zone stresses in post-tensioned beams by Magnel's method, Guyon's method and I.S. 1343 code – design of anchorage zone reinforcement – Check for transfer bond length in pre-tensioned beams– design of anchorage zone reinforcement – Check for transfer bond length in pre-tensioned beams.

UNIT IV COMPOSITE BEAMS AND CONTINUOUS BEAMS 9

Analysis and design of composite beams – Shrinkage strain and its importance – Differential shrinkage - Methods of achieving continuity in continuous beams – Analysis for secondary moments – Concordant cable and linear transformation – Calculation of stresses – Principles of design.

UNIT V MISCELANEOUS STRUCTURES 9

Role of prestressing in members subjected to Tensile forces and compressive forces – Design of Tension members and Compression members - Design of Tanks, Pipes, Sleepers and Poles – Partial prestressing – methods of achieving partial prestressing, merits and demerits of partial prestressing.

TOTAL: 45 PERIODS**COURSE OUTCOMES:**

Students will be able to

CO1 Design a prestressed concrete beam accounting for losses.

CO2 Design for flexure and shear.

CO3 Design the anchorage zone for post-tensioned members and estimate the deflection in beams.

CO4 Design composite members and continuous beams.

CO5 Design water tanks, pipes, poles and sleepers.

TEXTBOOKS:

1. Krishna Raju N., "Prestressed concrete", 5th Edition, Tata McGraw Hill Company, New Delhi, 2012
2. Pandit.G.S. and Gupta. S.P., "Prestressed Concrete", CBS Publishers and Distributers Pvt. Ltd, 2014

REFERENCES:

1. Lin T.Y. and Ned.H.Burns, "Design of prestressed Concrete Structures", Third Edition, Wiley India Pvt. Ltd., New Delhi, 2013.
2. Rajagopalan.N, "Prestressed Concrete", Narosa Publishing House, 2017.
3. Dayaratnam.P., "Prestressed Concrete Structures", Oxford and IBH, 2017
4. Sinha.N.C. And Roy.S.K. Fundamentals of Prestressed Concrete, S.Chand and Co. Ltd., 2011

COs- PO's & PSO's MAPPING

PO/PSO		Course Outcome					Overall Correlation of CO s to POs
		CO1	CO2	CO3	CO4	CO5	
PO1	Knowledge of Engineering Sciences	3	3	3	2	2	3
PO2	Problem analysis	3	2	2	2	2	2
PO3	Design / development of solutions	3	3	3	3	3	3
PO4	Investigation	1	1	1	1	1	1
PO5	Modern Tool Usage	1	1	1	1	1	1
PO6	Individual and Team work	1	1	1	1	1	1
PO7	Communication	1	1	1	1	1	1
PO8	Engineer and Society	2	2	2	2	2	2
PO9	Ethics	1	1	1	1	1	1
PO10	Environment and Sustainability	1	1	1	1	1	1
PO11	Project Management and Finance	1	1	1	1	1	1
PO12	Life Long Learning	2	2	2	2	2	2
PSO1	Knowledge of Civil Engineering discipline	3	3	3	3	3	3
PSO2	Critical analysis of Civil Engineering problems and innovation	1	3	3	2	3	1
PSO3	Conceptualization and evaluation of engineering solutions to Civil Engineering Issues	1	2	2	2	2	2

CE3005**REHABILITATION/HERITAGE RESTORATION****L T P C
3 0 0 3****COURSE OBJECTIVE:**

- To acquire the knowledge on quality of concrete, durability aspects, causes of deterioration, assessment of distressed structures, repairing of structures, Restoration of Heritage structures and demolition procedures.

UNIT I MAINTENANCE AND REPAIR STRATIGES**9**

Maintenance, Repair and Rehabilitation - Facets of Maintenance - Importance of Maintenance - Various aspects of Inspection - Assessment procedure for evaluating a damaged structure - causes of deterioration.

UNIT II STRENGTH AND DURABILITY OF CONCRETE**9**

Quality assurance for concrete – Strength and Durability of concrete - Cracks, different types, causes-Effects due to climate, temperature, Sustained elevated Temperature, Corrosion –

UNIT III SPECIAL CONCRETES**9**

Polymer concrete - Sulphur infiltrated concrete - Fibre reinforced concrete - High strength concrete- High performance concrete - Self compacting concrete - Geopolymer concrete - Concrete made with industrial wastes.

UNIT IV TESTING TECHNIQUES AND PROTECTION METHODS**9**

Non-destructive Testing Techniques, Epoxy injection, Shoring, Underpinning, Corrosion protection techniques – Corrosion inhibitors, Corrosion resistant steels, Coatings to reinforcement, cathodic protection.

UNIT V STRENGTHENING, REPAIR, REHABILITATION AND RESTORATION OF STRUCTURES**9**

Strengthening of Structural elements, Repair of structures distressed due to corrosion, fire, leakage and earthquake - Restoration of Heritage structures- Case studies.

TOTAL: 45 PERIODS

COURSE OUTCOMES:

Students will be able to

- CO1** Know the importance of inspection and maintenance.
CO2 Study the Impacts of cracks, corrosion and climate on structures.
CO3 Know about various special concretes
CO4 Understand the testing techniques and various protection measures
CO5 Know the Repair of structures and Restoration of Heritage structures

TEXT BOOKS:

- Shetty.M.S. Jain A K., Concrete Technology - Theory and Practice, S.Chand and Company, Eighth Edition, 2019.
- B.Vidivelli, Rehabilitation of Concrete Structures Standard Publishes Distribution.1st edition 2009.

REFERENCES:

- Hand book on Seismic Retrofit of Buildings, CPWD and Indian Buildings Congress, Narosa Publishers, 2008.
- Hand Book on "Repair and Rehabilitation of RCC Buildings" – Director General works CPWD ,Govt of India , New Delhi – 2002
- P.C.Varghese, Maintenance Repair and Rehabilitation & Minor works of building, Prentice Hall India Pvt Ltd 2014.
- Dodge Woodson, Concrete Structures, Protection, Repair and Rehabilitation, Butterworth-Heinemann, Elsevier, New Delhi 2012

COs- PO's & PSO's MAPPING

PO/PSO		Course Outcome					Overall Correlation of CO s to POs
		CO1	CO2	CO3	CO4	CO5	
PROGRAM OUTCOMES(PO)							
PO1	Knowledge of Engineering Sciences	3	3	3	2	2	3
PO2	Problem analysis	2	2	2	2	2	2
PO3	Design / development of solutions	3	3	3	3	3	3
PO4	Investigation	-	-	-	-	-	-
PO5	Modern Tool Usage	-	-	-	-	-	-
PO6	Engineer and Society	-	-	-	-	-	-
PO7	Environment and Sustainability	1	1	1	1	1	1
PO8	Ethics	1	1	1	1	1	1
PO9	Individual and Team work	2	1	1	1	1	1
PO10	Communication	-	-	-	-	-	-
PO11	Project Management and Finance	-	-	-	-	-	-
PO12	Life Long Learning	1	1	1	1	1	1
PROGRAM SPECIFIC OUTCOMES (PSO)							
PSO1	Knowledge of Civil Engineering discipline	-	1	1	-	-	1
PSO2	Critical analysis of Civil Engineering problems and innovation	-	1	-	1	2	1
PSO3	Conceptualization and evaluation of engineering solutions to Civil Engineering Issues	-	1	2	-	2	2

COURSE OBJECTIVE

- To understand the behaviour of structures under dynamic, earthquake loading and design the structures as earthquake resistant as per codal provisions.

UNIT I INTRODUCTION TO DYNAMICS**9**

Dynamics - Degree of freedom – Free and forced vibration - Idealization of structure as Single Degree of Freedom (SDOF) and Multi degree of freedom (MDOF) system – D'Alemberts Principles - Formulation of equation of motion for SDOF system and MDOF system -- Evaluation of natural frequencies and modes - Effect of damping.

UNIT II SEISMOLOGY**9**

Elements of Engineering Seismology – Seismic hazard - Earthquake phenomenon – Seismotectonics – Seismic Instrumentation – Characteristics of Strong Earthquake motion – Estimation of Earthquake Parameters – Soil Structure Interaction – Liquefaction of soil - Seismic zone map – Response spectra.

UNIT III EARTHQUAKE EFFECTS ON STRUCTURES**9**

Inertia force on structures – load transfer path – Effect of architectural features on behavior of structures – Hysteretic Behaviour of RCC, steel and prestressed concrete - Pinching Effect – Bouchinger Effects - Energy dissipation - P-delta effect - storey drift - Behavior of brick masonry, stone masonry and reinforced concrete structures under past earthquakes – typical failures - Causes of damage – Lessons learnt from past earthquakes.

UNIT IV EARTHQUAKE LOAD ANALYSIS**9**

Design spectra – Codal provision – Different methods of earthquake analysis -- Analysis of structure by Equivalent static method – Analysis of structure by Response spectrum method – Introduction to time-history method of analysis

UNIT V EARTHQUAKE RESISTANT DESIGN**9**

Philosophy of earthquake resistant design - Planning considerations and Architectural concepts - Design and detailing as per codal provisions - Design and detailing of typical flexural member and column member, Ductile detailing of beam-column joints and footing – Concept and principle of shear wall - Introduction to performance based seismic design - Seismic isolation principles and methods.

TOTAL: 45 PERIODS**COURSE OUTCOMES:**

Upon completion of this course, students will be able to:

- CO1** Develop the equations of motion for SDOF and MDOF system and to evaluate the natural frequencies and mode shapes.
- CO2** Explain the elements of engineering seismology, characteristics of earthquake and seismic instrumentation.
- CO3** Explain the behavior of various types of structures under earthquake
- CO4** Determine the forces in a structure due to earthquake
- CO5** Design earthquake resistant building structures

TEXTBOOKS:

- Mario Paz, Structural Dynamics – Theory and Computations, Fifth Edition 2nd printing, CBS publishers, 2006.
- Agarwal.P and Shrikhande.M. Earthquake Resistant Design of Structures, Prentice Hall of India Pvt. Ltd. 2011.

REFERENCES:

- Clough.R.W, and Penzien.J, Dynamics of Structures, Second Edition, McGraw Hill International Edition, 1995.
- Minoru Wakabayashi, Design of Earthquake Resistant Buildings, Mc Graw – Hill Book Company, 1986.

3. Anil K Chopra, Dynamics of structures – Theory and applications to Earthquake Engineering, Prentice Hall Inc., 2007.
4. Moorthy.C.V.R., Earthquake Tips, NICEE, IIT Kanpur,2002.

Publication of Bureau of Indian Standards:

- a. IS 4326: 2013 Earthquake Resistant Design And Construction Of Buildings – Code of Practice
- b. IS 1893: 2016 Criteria For Earthquake Resistant Design Of Structures – Part 1 General Provisions and Buildings.
- c. IS 13920:2016 Ductile Design And Detailing Of Reinforced Concrete Structures Subjected to Seismic Forces – Code of Practice.

COs- PO's & PSO's MAPPING

PO/PSO		Course Outcome					Overall Correlation of CO s to POs
		CO1	CO2	CO3	CO4	CO5	
PROGRAM OUTCOMES(PO)							
PO1	Knowledge of Engineering Sciences	3	3	3	3	3	3
PO2	Problem analysis	3	2	3	3	3	3
PO3	Design / development of solutions	3	2	3	3	3	3
PO4	Investigation	2	2	3	2	3	2
PO5	Modern Tool Usage	1	1	1	2	2	2
PO8	Engineer and Society	1	1	3	2	3	2
PO10	Environment and Sustainability	1	1	2	3	3	2
PO9	Ethics	1	1	1	1	1	1
PO6	Individual and Team work	1	1	1	1	1	1
PO7	Communication	1	1	1	1	1	1
PO11	Project Management and Finance	1	1	1	1	1	1
PO12	Life Long Learning	2	2	2	3	3	2
PROGRAM SPECIFIC OUTCOMES (PSO)							
PSO1	Knowledge of Civil Engineering discipline	3	3	3	3	3	3
PSO2	Critical analysis of Civil Engineering problems and innovation	3	3	3	3	3	3
PSO3	Conceptualization and evaluation of engineering solutions to Civil Engineering Issues	3	2	3	3	3	3

PROGRESS THROUGH KNOWLEDGE

CE3007

INTRODUCTION TO FINITE ELEMENT METHOD

L T P C

3 0 0 3

COURSE OBJECTIVE

- To develop a thorough understanding of the finite element analysis techniques with an ability to effectively use the tools of the analysis for solving practical problems arising in Civil Engineering.

UNIT I INTRODUCTION

9

Historical Background – Mathematical Modeling of field problems in Engineering –Governing Equations – Discrete and continuous models – Boundary, Initial and Eigen Value problems– Weighted Residual Methods – Variational Formulation of Boundary Value Problems – Ritz Technique – Basic concepts of the Finite Element Method.

UNIT II STIFFNESS MATRIX FORMULATION

9

Introduction to Discrete and Continua elements – Discrete Elements - Direct stiffness method - Special characteristics of stiffness matrix - Assemblage of elements – Boundary condition & reaction - 2D – truss element - 2D - beam element - Analysis of framed Structures - Basic steps in finite

element analysis - Differential equilibrium equations - strain displacement relation - linear constitutive relation - Numerical methods in finite element analysis- Gauss elimination method.

UNIT III ONE DIMENSIONAL PROBLEMS 9

One Dimensional Second Order Equations – Discretization – Element types- Linear and Higher order Elements – Continua Elements - Displacement models - convergence requirements. Natural coordinate systems - Shape function. Interpolation function. Linear and quadratic elements - Lagrange & Serendipity elements. Strain displacement matrix - element stiffness matrix and nodal load vector. Natural frequencies of longitudinal vibration and mode shapes.

UNIT IV TWO DIMENSIONAL PROBLEMS 9

Two dimensional isoparametric elements - Four noded quadrilateral elements - triangular elements. Computation of stiffness matrix for isoparametric elements - numerical integration (Gauss quadrature) Convergence criteria for isoparametric elements.

UNIT V ANALYSIS OF PLATES 9

Introduction to Plate Bending Problems - displacement functions – Analysis of Thin Plate - Analysis of Thick Plate - Analysis of Skew Plate, Finite Element Analysis of Shell, plane stress and plane strain analysis, Example problem using any general-purpose finite element software

TOTAL: 45 PERIODS

COURSE OUTCOMES:

- CO1** to understand the basics of finite element formulation.
CO2 to formulate the stiffness matrix for beam, truss and framed structures.
CO3 :to apply finite element formulations to solve one-dimensional problems.
CO4: to apply finite element method to solve two dimensional problems.
CO5 to apply finite element method to analyze plate bending problems.

TEXT BOOKS:

1. Rao, S.S., “The Finite Element Method in Engineering”, 6th Edition, ButterworthHeinemann,2018.
2. Reddy,J.N. “Introduction to the Finite Element Method”, 4thEdition, Tata McGrawHill,2018.

REFERENCES

1. Krishnamoorthy, C. S, Finite Element Analysis - Theory and Programming, McGraw - Hill, 1995.
2. David Hutton, Fundamentals of Finite Element Analysis, Tata McGraw Hill Publishing Company Limited, New Delhi, 2005.
3. G.R. Liu and S.S.Quek, Finite Element Method: A Practical Course, Butterworth-Heinemann; 1st edition (21 February 2003)
4. Chennakesava R. Alavala Finite Element Methods: Basic Concepts and Applications, Prentice Hall Inc., 2010.
5. R. T. Chandrupatla and A. D. Belegundu, Introduction to Finite Elements in Engineering, PHI Learning Pvt Ltd, New Delhi, 1997.
6. S. S. Bhavikatti, Finite Element Analysis, New Age Publishers, 2007.

COs- PO's & PSO's MAPPING

PO/PSO		Course Outcome					Overall Correlation of CO s to POs
		CO1	CO2	CO3	CO4	CO5	
PO1	Knowledge of Engineering Sciences	3	3	3	2	3	3
PO2	Problem analysis	3	3	3	3	3	3
PO3	Design / development of solutions	1	2	1	1	2	2
PO4	Investigation	1	1	2	1	1	2
PO5	Modern Tool Usage	1	1	2	2	3	2
PO6	Engineer and Society	1	1	1	1	2	1
PO7	Environment and Sustainability						
PO8	Ethics						
PO9	Individual and Team work	3	3	3	3	3	3
PO10	Communication						

PO11	Project Management and Finance	1	1	2	1	1	1
PO12	Life Long Learning	1	1	1	2	2	2
PSO1	Knowledge of Civil Engineering discipline	3	3	3	3	3	3
PSO2	Critical analysis of Civil Engineering problems and innovation	2	2	2	2	2	2
PSO3	Conceptualization and evaluation of engineering solutions to Civil Engineering Issues	2	2	2	2	2	2

VERTICAL II: CONSTRUCTION TECHNIQUES AND PRACTICES

CE3008

FORM WORK ENGINEERING

L T P C
3 0 0 3

COURSE OBJECTIVE:

- On completion of this course the students will be able to know the detailed planning of formwork, design of forms and erection of form work.

UNIT I INTRODUCTION TO FORM WORK 9

Introduction to Formwork and false work, Temporary work systems, Requirements, Construction planning and site constraints, Selection, and Classification (Types) of Formwork, General objectives of formwork building - Planning for safety - Development of a Basic System - Key Areas of cost reduction - Planning examples - Overall Planning - Detailed planning - Overall programme - Detailed programme - Costing - Planning crane arrangements - Site layout plan - Transporting plant - Formwork beams - Scaffold frames - Framed panel formwork.

UNIT II FORMWORK MATERIALS ASSESORIES & PRESSURES 9

Formwork Materials, Accessories and consumables – Application of tools, Reconstituted wood - Steel – Aluminum Plywood - Types and grades Standard units - Corner units – Pass units, Calculation of labour constants - Formwork hours - Labour Requirement. Hardware and fasteners - Nails in Plywood - Allowable withdrawal load and lateral load. Pressures on formwork - Examples - Finish - Sheathing boards working stresses - Repetitive member stress Vertical loads for design of slab forms - Uplift on shores - Laterals loads on slabs and walls.

UNIT III FORMWORK DESIGN 9

Concepts, Formwork Systems – components, assembly, De-shuttering, safety of work and Design for Tall Structures, Foundation Wall, Column, Slab and Beam formworks. Design of Decks and False works. Effects of various loads. Loading and moment of formwork, IS Code provisions.

UNIT IV FORMWORK FOR SPECIAL STRUCTURES 9

Formwork for Bridge Structures, Shells, Domes, Folded Plates, Overhead Water Tanks, Natural Draft Cooling Tower, Nuclear Reactor, Tunnel, Lift Shaft, stairs and Formwork for Precast Concrete. Various climbing system, Table lifting system.

UNIT V CASE STUDIES 9

Formwork failures: Causes of failures – Inadequate shoring inadequate bracing of members – improper vibration – Premature stripping Errors in design – Case studies – Finish of exposed concrete design deficiencies – Safety factors – Prevention of rotation – Stripping sequence – failure formwork issues in multi - story building construction – vertical and horizontal elements used in the industry.

TOTAL: 45 PERIODS

COURSE OUTCOMES:

- CO1** To understand the overall and detailed planning of formwork.
CO2 To impart knowledge on formwork materials, accessories, pressures and labour requirement.
CO3 To develop the conceptual understanding of design, construction and erection of formwork.
CO4 To impart the knowledge about different types of form work used for special structures.
CO5 To understand the errors in design and judge the formwork failures through case studies.

TEXT BOOKS

1. Peurify R.L and Oberlender G.D , Formwork for Concrete Structures, , McGraw Hill Education India ,2015
2. Jha K N, Formwork for Concrete Structures, Tata McGraw Hill Education, 2012.

REFERENCES:

1. Austin, C.K., Formwork for Concrete, Cleaver -Hume Press Ltd., London, 1996.
2. Hurd, M.K., Formwork for Concrete, Special Publication No.4, American Concrete Institute, Detroit, 1996
3. Michael P. Hurst, Construction Press, London and New York, 2003.
4. Christopher Souder , (2014), Temporary Structure Design, Wiley Publications, London.
5. IS 14687: 1999, False work for Concrete Structures - Guidelines, BIS.

COs- PO's & PSO's MAPPING

PO/PSO		Course Outcome					Overall Correlation of CO s to POs
		CO1	CO2	CO3	CO4	CO5	
PROGRAM OUTCOMES(PO)							
PO1	Knowledge of Engineering Sciences	2	3	3	2	2	2
PO2	Problem analysis		3	3	3	1	3
PO3	Design / development of solutions		3	3		2	3
PO4	Investigation		2	2		3	2
PO5	Modern Tool Usage			2			1
PO6	Engineer and Society	2					1
PO7	Environment and Sustainability	2	2				2
PO8	Ethics						
PO9	Individual and Team work	3	3	3	2	2	3
PO10	Communication						
PO11	Project Management and Finance	3	2	2	2	3	2
PO12	Life Long Learning	2	2	2	2	2	2
PROGRAM SPECIFIC OUTCOMES (PSO)							
PSO1	Knowledge of Civil Engineering discipline	3	3	3	3	3	3
PSO2	Critical analysis of Civil Engineering problems and innovation		3	3			2
PSO3	Conceptualization and evaluation of engineering solutions to Civil Engineering Issues		2	3			2

CE3009

CONSTRUCTION EQUIPMENT AND MACHINERY

L T P C

3 0 0 3

COURSE OBJECTIVE

- To expose the students in the field of construction equipment and machineries so as to gain knowledge in carrying out engineering tasks.

UNIT I CONSTRUCTION EQUIPMENTS

9

Identification - Planning of equipment - Selection of equipment - Equipment management in projects - Maintenance management - Equipment cost - Operating cost - Cost control of equipment - Depreciation analysis - Replacement analysis - Safety management.

UNIT II EQUIPMENT FOR EARTHWORK

9

Fundamentals of earthwork operations - Earth moving operations - Types of earthwork equipment - Tractors, motor graders, scrapers, front end loaders - Dozer, excavators, rippers, loaders, trucks and hauling equipment, compacting equipment, finishing equipment - Case studies on earthwork equipment.

UNIT III OTHER CONSTRUCTION EQUIPMENT

9

Equipment for dredging, trenching, drag line and clamshells, tunneling - Jacking equipment - Equipment for drilling and blasting - Pile driving equipment - Erection equipment - Crane, mobile crane - Types of pumps used in construction - Equipment for dewatering, grouting and demolition.

UNIT IV ASPHALT AND CONCRETE PLANTS

9

Aggregate production - Different crushers - Feeders - Screening equipment - Handling equipment - Batching and mixing equipment - Ready mix concrete equipment, concrete pumping equipment - Asphalt plant - Asphalt pavers - Asphalt compacting equipment.

UNIT V MATERIALS HANDLING EQUIPMENT

9

Forklifts and related equipment - Portable material bins - Material handling conveyors - Material handling cranes - Industrial trucks - Aerial transporting equipment.

TOTAL: 45 PERIODS**COURSE OUTCOMES:**

On completion of this course, the student is expected to be able to:

CO1 Develop knowledge on planning of equipment and selection of equipment

CO2 Explain the knowledge on fundamentals of earth work operations, earth moving operations and types of earth work equipment

CO3 Develop the knowledge on special construction equipment

CO4 Apply the knowledge on asphalt and concrete plants

CO5 Apply the knowledge and select the proper materials handling equipment

TEXTBOOKS:

- Peurifoy, R.L., Schexnayder, C., Schmitt, R.L. and Aviad Shapira., Construction Planning, Equipment and Methods, 9th Edn. McGraw Hill, Singapore, 2018.
- Granberg G., Popescu M Construction Equipment and Management for Engineers Estimators and Owners, Taylor and Francis Publishers, New York, 2006.

REFERENCES:

- Deodhar, S.V. Construction Equipment and Job Planning, 4th Edn. Khanna Publishers, New Delhi, 2020.
- Arora S.P. and Bindra S.P., Building Construction, Planning Techniques and Method of Construction, Dhanpat Rai and Sons, 2018.
- Sharma S.C. Construction Equipment and Management, Khanna Publishers, New Delhi, 2008.
- Dr. Mahesh Varma., Construction Equipment and its Planning and Application, Metro-politan Book Company, New Delhi., 2003.

REFERENCES:

1. Charles J Kibert, Sustainable Construction: Green Building Design & Delivery, 4th Edition, Wiley Publishers 2016.
2. Steve Goodhew, Sustainable Construction Process, Wiley Blackwell,UK, 2016.
3. Craig A. Langston & Grace K.C. Ding, Sustainable Practices in the Built Environment, Butterworth Heinemann Publishers, 2011.
4. Ballard, G., Tommelein, I., Koskela, L. and Howell, G., Lean construction tools and techniques, 2002.
5. Salem, O., Solomon, J., Genaidy, A. and Luegring, M., Site implementation and Assessment of Lean Construction Techniques, Lean Construction Journal, 2005.

COs- PO's & PSO's MAPPING

PO/PSO		Course Outcome					Overall Correlation of CO s to POs
		CO1	CO2	CO3	CO4	CO5	
PROGRAM OUTCOMES(PO)							
PO1	Knowledge of Engineering Sciences	2	3	2	3	3	3
PO2	Problem analysis	-	1	2	1	1	1
PO3	Design / development of solutions	1	3	3	3	2	3
PO4	Investigation	1	2	1	2	2	2
PO5	Modern Tool Usage	-	1	1	2	2	2
PO6	Engineer and Society	2	2	1	1	2	2
PO7	Environment and Sustainability	3	2	1	3	3	3
PO8	Ethics	1	-	-	1	1	1
PO9	Individual and Team work	1	1	-	1	-	1
PO10	Communication	-	1	-	1	1	1
PO11	Project Management and Finance	2	1	3	3	3	3
PO12	Life Long Learning	1	2	1	2	2	2
PROGRAM SPECIFIC OUTCOMES (PSO)							
PSO1	Knowledge of Civil Engineering discipline	3	3	3	3	3	3
PSO2	Critical analysis of Civil Engineering problems and innovation	2	2	3	3	3	3
PSO3	Conceptualization and evaluation of engineering solutions to Civil Engineering Issues	3	3	3	3	3	3

CE3011**DIGITALIZED CONSTRUCTION LAB****L T P C
0 0 6 3****COURSE OBJECTIVE:**

- To train the students in field of digitalization of construction. Students can be trained in the latest softwares relevant to construction industry

List of experiments:

To implement the digital knowledge in construction (use relevant softwares)

1. Introduction and understanding of Primavera project planner for construction
2. Using Primavera project planner, update the schedule of the project of a construction project.
3. Introduction and understanding of MS Project for a construction project
4. Using MS project, schedule the construction project planning
5. Introduction to BIM in construction projects
 - a. Development of BIM for small construction project
6. Progress the work flows in construction project using BIM
7. Development of bid management for a small firm construction industry using software.

TOTAL: 90 PERIODS

COURSE OUTCOMES:

At the end of the course the student will be able to understand the output of digitalization of construction

CO1 To understand the importance of latest softwares in a construction industry.

CO2 To plan a construction project using Primavera

CO3 To plan a construction project using MS project

CO4 To develop a BIM information model

CO5 To analyse the bid management and its effectiveness using bid management software

COs- PO's & PSO's MAPPING

PO/PSO		CO1	CO2	CO3	CO4	CO5	Overall
PROGRAM OUTCOMES(PO)							
PO1	Knowledge of Engineering Sciences	2	3	2	2	3	2
PO2	Problem analysis	2	3	3	2	2	2
PO3	Design / development of solutions	3	2	2	3	3	3
PO4	Investigation	2	2	2	3	2	2
PO5	Modern Tool Usage	3	3	3	3	3	3
PO6	Engineer and Society	3	2	3	3	2	3
PO7	Environment and Sustainability	2	2	2	3	3	3
PO8	Ethics	2	2	2	2	3	2
PO9	Individual and Team work	3	2	3	3	3	3
PO10	Communication	2	2	2	2	2	2
PO11	Project Management and Finance	2	3	2	3	3	3
PO12	Life Long Learning	2	3	2	3	3	3
PROGRAM SPECIFIC OUTCOMES (PSO)							
PSO1	Knowledge of softwares in construction	3	2	2	3	2	2
PSO2	Critical analysis of softwares in construction	2	2	3	2	2	2
PSO3	Evaluation of usage of softwares and cost saving in construction sector	3	3	2	3	3	3

CE3012**CONSTRUCTION MANAGEMENT AND SAFETY****L T P C
2 0 2 3****COURSE OBJECTIVE**

- To study and understand the formulation, costing of construction projects, scheduling and various safety concepts and its requirements applied to construction projects.

UNIT I GENERAL OVERVIEW AND PROJECT ORGANIZATION**6**

Introduction - Interdisciplinary nature of modern construction projects – execution of project – evaluation of bids – resource management.

UNIT II ESTIMATION OF PROJECT COST & ECONOMICS**6**

Estimating quantities – description of items – estimation of project cost – running account bills – decision making in construction projects – depreciation of construction equipment – case study.

UNIT III PLANNING AND SCHEDULING**6**

Introduction – project scheduling – uncertainties in duration of activities using PERT – Project monitoring and control system – resource levelling and allocation – crashing of network.

UNIT IV SAFETY DURING CONSTRUCTION**6**

Basic terminology in safety - types of injuries - safety pyramid - Accident patterns - Planning for safety budget, safety culture - Introduction to OSHA regulations - Site safety programs - Job hazard analysis, accident investigation & accident indices-violation, penalty.

UNIT V SAFE OPERATING PROCEDURES**6**

Safety during alteration, demolition works – Earthwork, steel construction, temporary structures, masonry & concrete construction, cutting & welding - Construction equipment, materials handling-disposal & hand tools - Other hazards – fire, confined spaces, electrical safety.

TOTAL: 30 PERIODS**LAB****Ex 1** Introduction to various construction management software**Ex 2** Planning and creating new project**Ex 3** Scheduling and constraints using PRIMAVERA**Ex 4** Project cost management using PRIMAVERA**Ex 5** Construction project safety management using BIM**TOTAL: 30 PERIODS****COURSE OUTCOMES:**

At the end of the course the student will be able to

CO1 Perform formulations of projects.**CO2** Analyze project costing.**CO3** Identify and estimate the activity in the construction.**CO4** Develop the knowledge on accidents and their causes.**CO5** Plan, assess, analyze and manage the construction project sites.**REFERENCES:**

1. Barcus, S.W. and Wilkinson.J.W., Hand Book of Management Consulting Services, McGraw Hill, New York, 1986.
2. Joy P.K., Total Project Management - The Indian Context, New Delhi, Macmillan India Ltd., 1992
3. Albert Lester, Project Management, Planning and Control, 7th Edition, Butterworth- Heinemann, USA , 2017.
4. Patrick X.W. Zou ,Riza YosiaSunindijo, Strategic Safety Management in Construction and Engineering John Wiley & Sons, Ltd 2015.

COs- PO's & PSO's MAPPING

PO/PSO		Course Outcome					Overall Correlation of CO s to POs
		CO1	CO2	CO3	CO4	CO5	
PROGRAM OUTCOMES(PO)							
PO1	Knowledge of Engineering Sciences	2	2	-	2	2	2
PO2	Problem analysis	3	3	3	3	2	3
PO3	Design / development of solutions	-	-	3	-	2	2
PO4	Investigation	-	-	-	2	-	2
PO5	Modern Tool Usage	3	3	3	3	-	3
PO6	Engineer and Society	2	2	-	-	-	2
PO7	Environment and Sustainability	-	-	1	2	-	1
PO8	Ethics	2	2	-	-	-	2
PO9	Individual and Team work	2	2	-	-	2	2
PO10	Communication	3	3	-	-	-	3
PO11	Project Management and Finance	3	3	3	3	2	3
PO12	Life Long Learning	1	1	-	2	-	1
PROGRAM SPECIFIC OUTCOMES (PSO)							
PSO1	Knowledge of Construction Engineering & Management discipline	2	2	3	-	2	2
PSO2	Critical analysis of Construction management problems and innovation	2	2	3	-	2	2
PSO3	Conceptualization and evaluation of engineering solutions to Construction Issues	3	3	2	-	2	3

COURSE OBJECTIVE:

- To study and understand the latest construction techniques applied to engineering construction for sub structure, super structure, special structures, rehabilitation and strengthening techniques and demolition techniques.

UNIT I SUB STRUCTURE CONSTRUCTION**9**

Construction Methodology - Box jacking - Pipe jacking - Under water construction of diaphragm walls and basement - Tunneling techniques - Piling techniques - Driving well and caisson - sinking cofferdam - cable anchoring and grouting - Driving diaphragm walls, Sheet piles - Laying operations for built up offshore system - Shoring for deep cutting - Large reservoir construction - well points - Dewatering for underground open excavation.

UNIT II SUPER STRUCTURE CONSTRUCTION FOR BUILDINGS**9**

Vacuum dewatering of concrete flooring – Concrete paving technology – Techniques of construction for continuous concreting operation in tall buildings of various shapes and varying sections – Erection techniques of tall structures, Large span structures – launching techniques for heavy decks – in-situ prestressing in high rise structures, Post tensioning of slab- aerial transporting – Handling and erecting lightweight components on tall structures.

UNIT III CONSTRUCTION OF SPECIAL STRUCTURES**9**

Erection of lattice towers - Rigging of transmission line structures – Construction sequence in cooling towers, Silos, chimney, sky scrapers - Bow string bridges, Cable stayed bridges – Launching and pushing of box decks – Construction of jetties and break water structures – Construction sequence and methods in domes – Support structure for heavy equipment and machinery in heavy industries – Erection of articulated structures and space decks.

UNIT IV REHABILITATION AND STRENGTHENING TECHNIQUES**9**

Seismic retrofitting - Strengthening of beams - Strengthening of columns - Strengthening of slab - Strengthening of masonry wall, Protection methods of structures, Mud jacking and grouting for foundation – Micro piling and underpinning for strengthening floor and shallow profile - Sub grade water proofing, Soil Stabilization techniques.

UNIT V DEMOLITION**9**

Demolition Techniques, Demolition by Machines, Demolition by Explosives, Advanced techniques using Robotic Machines, Demolition Sequence, Dismantling Techniques, Safety precaution in Demolition and Dismantling.

TOTAL: 45 PERIODS**COURSE OUTCOMES:**

- On completion of the course, the student is expected to be able to

CO1 Understand the modern construction techniques used in the sub structure construction.

CO2 Demonstrate knowledge and understanding of the principles and concepts relevant to super structure construction for buildings

CO3 Understand the concepts used in the construction of special structures

CO4 Knowledge on Various strengthening and repair methods for different cases.

CO5 Identify the suitable demolition technique for demolishing a building.

REFERENCES:

- Jerry Irvine, Advanced Construction Techniques, CA Rocket, 1984
- Patrick Powers. J., Construction Dewatering: New Methods and Applications, John Wiley & Sons, 1992.
- Peter H.Emmons, "Concrete repair and maintenance illustrated", Galgotia Publications Pvt. Ltd., 2001.Press, 2008.
- Robertwade Brown, Practical foundation engineering hand book, McGraw Hill Publications, 1995.
- Sankar, S.K. and Saraswati, S., Construction Technology, Oxford University, New Delhi, 2008.

COs- PO's & PSO's MAPPING

PO/PSO		Course Outcome					Overall Correlation of CO s to POs
		CO1	CO2	CO3	CO4	CO5	
PROGRAM OUTCOMES(PO)							
PO1	Knowledge of Engineering Sciences	2	1	2	2	1	2
PO2	Problem analysis	2	-	3	3	3	3
PO3	Design / development of solutions	1	-	3	3	3	3
PO4	Investigation	3	2	2	3	3	3
PO5	Modern Tool Usage	3	2	3	2	2	2
PO6	Engineer and Society	2	2	3	1	2	2
PO7	Environment and Sustainability	2	3	2	2	1	2
PO8	Ethics	-	-	1	1	1	1
PO9	Individual and Team work	1	1	2	1	2	1
PO10	Communication	1	1	2	1	2	1
PO11	Project Management and Finance	2	2	3	2	3	2
PO12	Life Long Learning	1	1	2	1	2	1
PROGRAM SPECIFIC OUTCOMES (PSO)							
PSO1	Knowledge of Civil Engineering discipline	3	2	3	3	2	3
PSO2	Critical analysis of Civil Engineering problems and innovation	2	3	3	3	3	3
PSO3	Conceptualization and evaluation of engineering solutions to Civil Engineering Issues	3	2	3	3	2	3

CE3014**ENERGY EFFICIENT BUILDINGS****L T P C
3 0 0 3****COURSE OBJECTIVE**

- To provide an understanding of the concept of energy consumption in buildings and design an energy efficient building

UNIT I INTRODUCTION**9**

Climate adapted and climate rejecting buildings – Heat Transfer – Measuring Conduction – Thermal Storage – Measurement of Radiation – The Greenhouse Effect – Convection – Measuring latent and sensible heat – Psychrometry Chart – Thermal Comfort – Microclimate, Site Planning and Development – Temperature – Humidity – Wind – Optimum Site Locations – Sun Path Diagrams – Sun Protection – Types of Shading Devices – Design responses to energy conservation strategies.

UNIT II PASSIVE SOLAR HEATING AND COOLING**9**

General Principles of passive Solar Heating – Key Design Elements – Sunspace – Direct gain – Trombe Walls, Water Walls – Convective Air loops – Concepts – Case Studies – General Principles of Passive Cooling – Ventilation – Principles – Case studies – Courtyards – Roof Ponds– Cool Pools – Predicting ventilation in buildings – Window Ventilation Calculations – Room Organization Strategies for Cross and Stack Ventilation – Radiation – Evaporation and dehumidification – Wind Catchers – Mass Effect – Zoning – Load Control – Air Filtration and odor removal.

UNIT III DAYLIGHTING AND ELECTRICAL LIGHTING**9**

Materials, components and details – Insulation – Optical materials – Radiant Barriers – Glazing materials – Glazing Spectral Response – Day lighting – Sources and concepts –Building Design Strategies – Case Studies – Daylight apertures – Light Shelves – Codal requirements – Day lighting design – Electric Lighting – Light Distribution – Electric Lighting control for day lighted buildings –

Switching controls – Coefficient of utilization – Electric Task Lighting – Electric Light Zones – Power Adjustment Factors.

UNIT IV HEAT CONTROL AND VENTILATION 9

Hourly Solar radiation – Heat insulation – Terminology – Requirements – Heat transmission through building sections – Thermal performance of Building sections – Orientation of buildings – Building characteristics for various climates – Thermal Design of buildings – Influence of Design Parameters – Mechanical controls – Examples. Ventilation – Requirements – Minimum standards for ventilation – Ventilation Design – Energy Conservation in Ventilating systems – Design for Natural Ventilation – Calculation of probable indoor wind speed.

UNIT V DESIGN FOR CLIMATIC ZONES 9

Energy efficiency – An Overview of Design Concepts and Architectural Interventions – Embodied Energy – Low Embodied Energy Materials – Passive Draft Evaporative Cooling – Design of Energy Efficient Buildings for Various Zones – Cold and cloudy – Cold and sunny – Composite – Hot and dry – Moderate – Warm and humid – Case studies of residences, office buildings and other buildings in each zones – Commonly used software packages in energy efficient building analysis and design - Energy Audit – Certification.

TOTAL: 45 PERIODS

COURSE OUTCOMES

On completion of this course, the student is expected to be able to

- CO1** Explain environmental energy supplies on buildings
- CO2** Explain the passives of heating, cooling system
- CO3** Discuss the various aspects of day-lighting and electrical lighting in a building
- CO4** Predict and design building ventilation and heat control for indoor comfort
- CO5** Design a building for climatic zone and apply simulation programs of buildings to perform energy calculations

REFERENCES

1. Energy Conservation Building Code, Code of Energy Efficiency, New Delhi, 2018.
2. Handbook on Functional Requirements of Buildings Part 1 to 4 SP : 41 (S and T) 1995
3. Residential Energy: Cost Savings and Comfort for Existing Buildings by John Krigger and Chris Dorsi, Published by Saturn Resource Management, 2013.
4. Brown, G.Z. and DeKay, M., Sun, Wind and Light - Architectural Design Strategies, John Wiley and Sons Inc, 3rd Edition, 2014
5. Majumdar, M (Ed), Energy - Efficient Buildings in India, Tata Energy Research Institute, Ministry of Non-Conventional Energy Sources, 2009.

COs- PO's & PSO's MAPPING

PO/PSO		Course Outcome					Overall Correlation of COs to POs
		CO1	CO2	CO3	CO4	CO5	
PO1	Knowledge of Engineering Sciences	3	3	3	3	3	3
PO2	Problem analysis	-	-	-	3	3	2
PO3	Design/development of solutions	2	2	2	3	3	3
PO4	Investigation	-	-	-	-	1	2
PO5	Modern Tool Usage	-	-	-	-	2	1
PO6	Individual and Teamwork	1	-	-	-	-	1
PO7	Communication	-	-	-	1	1	1
PO8	Engineer and Society	3	3	3	3	3	3
PO9	Ethics	2	-	-	-	2	2
PO10	Environment and Sustainability	3	3	3	3	3	3
PO11	Project Management and Finance	-	-	-	-	-	-
PO12	Life Long Learning	3	-	-	-	-	3
PSO1	Knowledge of Construction Engineering & Management discipline	3	3	3	3	2	3

PSO2	Critical analysis of Construction management problems and innovation	2	2	2	3	3	3
PSO3	Conceptualization and evaluation of engineering solutions to Construction Issues	1	1	2	3	3	3

VERTICAL III: GEOTECHNICAL

CE3015

GEOENVIRONMENTAL ENGINEERING

L T P C

3 0 0 3

COURSE OBJECTIVE:

- The student acquires the knowledge on the Geotechnical engineering problems associated with soil contamination, safe disposal of waste and remediate the contaminated soils by different techniques hereby protecting environment.

UNIT I SOIL – WASTE INTERACTION 9

Role of Geo-environmental Engineering – sources, generation and classification of wastes – causes and consequences of soil pollution – case studies in soil failure -factors influencing soilpollutant interaction – modification of index, chemical and engineering properties – physical and physio-chemical mechanisms.

UNIT II CONTAMINANT TRANSPORT AND SITE CHARACTERISATION 9

Transport of contaminant in subsurface – advection, diffusion, dispersion – chemical process – biological process, sorption, desorption, precipitation, dissolution, oxidation, complexation, ion exchange, Volatization, biodegradation – characterization of contaminated sites – soil and rock data – hydrological and chemical data – analysis and evaluation.

UNIT III WASTE CONTAINMENT AND REMEDIATION OF CONTAMINATED SITES 9

In-situ containment – vertical and horizontal barrier – surface cover – ground water pumping system on subsurface drain – soil remediation – Soil Vapour extraction, soil waste stabilization, solidification of soils, electrokinetic remediation, soil heating, vitrification, bio remediation, Phyto-remediation – ground water remediation – pump and treat , In-situ flushing, permeable reacting barrier, In-situ air sparging.

UNIT IV LANDFILLS AND SURFACE IMPOUNDMENTS 9

system – Source and characteristics of waste - site selection for landfills – components of landfills – liner soil, geomembrane, geosynthetic clay, geo-composite liner system – leachate collection – final cover design – monitoring landfill - Environmental laws and regulations.

UNIT V STABILISATION OF WASTE 9

Evaluation of waste materials – flyash, municipal sludge, plastics, scrap tire, blast furnace slag, construction waste, wood waste and their physical, chemical and biological characteristics – potential reuse – utilization of waste and soil stabilization.

TOTAL:45 PERIODS

COURSE OUTCOMES:

On completion of the course, the student is expected to be able to;

- CO1** Understand the various causes and consequences of waste interaction with soil and their modification.
- CO2** Understand the various mechanism of transport of contaminants into the subsurface and characterization of contaminated sites and their risk analysis.
- CO3** Understand on how to decontaminate the site so as to reuse the site for human settlement
- CO4** Understand how to safely dispose the waste through different containment process.
- CO5** Expose on how to convert the waste into a resource material through soil waste stabilization techniques with or without chemical stabilization.

REFERENCES:

1. Daniel B.E, Geotechnical Practice for waste disposal, Chapman & Hall, London, 1993.
2. Hari D. Sharma and Krishna R.Reddy, Geo-Environmental Engineering – John Wiley and Sons, INC, USA, 2004.
3. Westlake, K., Landfill Waste pollution and Control, Albion Publishing Ltd., England, 1995.
4. Wentz, C.A., Hazardous Waste Management, McGraw Hill, Singapore, 1989.
5. Proceedings of the International symposium of Environmental Geotechnology (Vol.I and II), Environmental Publishing Company, 1986 and 1989.
6. Ott, W.R., Environmental Indices, Theory and Practice, Ann Arbor, 1978.
7. Fried, J.J., Ground Water Pollution, Elsevier, 1975.
8. ASTM Special Tech. Publication 874, Hydraulic Barrier in Soil and Rock, 1985.
9. Lagrega, M.d., Buckingham, P.L., and Evans, J.C., Hazardous Waste Management, McGraw Hill, Inc. Singapore, 1994.

COs- PO's & PSO's MAPPING

PO/PSO		Course Outcome					Overall Correlation of COs to POs
		CO1	CO2	CO3	CO4	CO5	
PROGRAM OUTCOMES(PO)							
PO1	Knowledge of Engineering Sciences	1	3	2	1	2	1
PO2	Problem analysis	1	1	1	3	2	1
PO3	Design / development of solutions	1		2	3	3	2
PO4	Investigation	1		2	2	3	2
PO5	Modern Tool Usage	2	2	1			1
PO6	Engineer and Society	2	2	3	2	2	2
PO7	Environment and Sustainability	3	3	3	3	3	3
PO8	Ethics			2	2	2	2
PO9	Individual and Team work		2		2	3	3
PO10	Communication				2	2	2
PO11	Project Management and Finance	1		1		1	1
PO12	Life Long Learning	3	3	3	3	3	3
PROGRAM SPECIFIC OUTCOMES (PSO)							
PSO1	Knowledge of Geotechnical Engineering discipline	2	2	2	3	1	2
PSO2	Critical analysis of Geotechnical Engineering problems and innovation	2	2	2	2	2	2
PSO3	Conceptualization and evaluation Of engineering solutions to geotechnical engineering issues	3	3	2	3	2	3

CE3016

GROUND IMPROVEMENT TECHNIQUES

**L T P C
3 0 0 3**

COURSE OBJECTIVE:

- Students will be exposed to various problems associated with soil deposits and methods to evaluate them. The different techniques will be taught to them to improve the characteristics of difficult soils as well as design techniques required to implement various ground improvement methods.

UNIT I HYDRAULIC MODIFICATIONS

9

Scope and necessity of ground improvement in Geotechnical engineering basic concepts. Drainage – Ground Water lowering by well points, deep wells, vacuum and electro-osmotic methods. Stabilization by thermal and freezing techniques - Applications.

UNIT II MECHANICAL MODIFICATIONS 9
 Insitu compaction of granular and cohesive soils, Shallow and Deep compaction methods – Sand piles – Concept, design, factors influencing compaction. Blasting and dynamic consolidation design and relative merits of various methods – Soil liquefaction mitigation methods.

UNIT III PHYSICAL MODIFICATION 9
 Preloading with sand drains, fabric drains, wick drains – theories of sand drain - Stone column with and without encased, lime stone – functions – methods of installation – design, estimation of load carrying capacity and settlement. Root piles and soil nailing – methods of installation – Design and Applications.

UNIT IV MODIFICATION BY INCLUSIONS 9
 Reinforcement – Principles and basic mechanism of reinforced earth, simple design: Synthetic and natural fiber based Geotextiles and their applications. Filtration, drainage, separation, erosion control.

UNIT V CHEMICAL MODIFICATION 9
 Grouting – Types of grout – Suspension and solution grouts – Basic requirements of grout. Grouting equipment – injection methods – jet grouting – grout monitoring – Electro – Chemical stabilization – Stabilization with cement, lime - Stabilization of expansive clays.

TOTAL: 45 PERIODS

COURSE OUTCOMES:

On completion of the course, the student is expected to be able to

- CO1** identify and evaluate the deficiencies in the deposits of the given project area and improve its characteristics by hydraulic modifications
- CO2** improve the ground characteristics by mechanical modifications using various method and design the system
- CO3** improve the ground characteristics by physical modifications using various method and design the system
- CO4** improve the characteristics of soils by various reinforcement techniques and design
- CO5** Analyse the ground and decide the suitable chemical method for improving its characteristics

REFERENCES:

1. Pappala, A.J.,Huang,J., Han, J., and Hoyos, L.R., Ground Improvement and Geosynthetics; Geotechnical special publication No.207, Geo Institute, ASCE, 2010
2. Cox, B.R., and Griffiths S.C., Practical Recommendation for Evaluation and mitigation of Soil Liquefaction in Arkansas, (Project Report), 2010.
3. Day, R.W., Foundation Engineering Handbook, McGraw – Hill Companies, Inc. 2006.
4. Rowe, R.K., Geotechnical and Geo-environmental Engineering Handbook, Kluwer Academic Publishers, 2001.
5. Das, B.M., Principles of Foundation Engineering, Fourth Edition, PWS Publishing, 1999.
6. Moseley, M.P., Ground Treatment, Blackie Academic and Professionals, 1998.
7. Koerner, R.M., Designing with Geosynthetics, Third Edition, Prentice Hall 1997.
8. Hehn, R.W., Practical Guide to Grouting of Underground Structures, ASCE, 1996.
9. Jewell, R.A., Soil Reinforcement with Geotextiles, CIRIA, London, 1996.
10. Koerner, R.M. and Welsh, J.P., Construction and Geotechnical Engineering using Synthetic Fabrics, John Wiley, 1990.
11. Han,J., Principles and Practice of Ground Improvement, John Wiley and Sons, New Jersey, Canada 2015.
12. Jones, J.E.P., Earth Reinforcement and Soil Structure, Butterworths, 1985.
13. Manfred R. Hausmann, Engineering Principles of Ground Modifications, McGraw-Hill Publishing Company, New York

COs- PO's & PSO's MAPPING

PO/PSO		Course Outcome					Overall Correlation of COs to POs
		CO1	CO2	CO3	CO4	CO5	
PROGRAM OUTCOMES(PO)							
PO1	Knowledge of Engineering Sciences	3	2	2	2	2	2
PO2	Problem analysis	3	3	3	3	3	3
PO3	Design / development of solutions	2	3	3	3	2	3
PO4	Investigation	3	2	2	1	2	2
PO5	Modern Tool Usage	1	3	3	3	1	3
PO6	Engineer and Society	3	2	3	2	2	3
PO7	Environment and Sustainability	3	2	2	2	2	2
PO8	Ethics	3	1	1	1	1	1
PO9	Individual and Team work	3	2	2	2	2	2
PO10	Communication	3	2	1	1	1	1
PO11	Project Management and Finance	2	1	1	1	1	1
PO12	Life Long Learning	3	3	3	3	3	3
PROGRAM SPECIFIC OUTCOMES (PSO)							
PSO1	Knowledge of Geotechnical Engineering discipline	3	3	3	3	3	3
PSO2	Critical analysis of Geotechnical Engineering problems and Innovation	3	3	3	3	3	3
PSO3	Conceptualization and evaluation of engineering solutions to geotechnical engineering issues	2	3	3	3	3	3

CE3017**SOIL DYNAMICS AND MACHINE FOUNDATIONS****L T P C
3 0 0 3****COURSE OBJECTIVE:**

- To design different types of machine foundations based on the dynamic properties of soils and to get an exposure on vibration isolation techniques.

UNIT I THEORY OF VIBRATION**9**

Introduction – Nature of dynamic loads – Basic definitions – Simple harmonic motion – Fundamentals of vibration – Single degree and multi degree of freedom systems – Free vibrations of spring – Mass systems – Forced vibrations – Resonance – Viscous damping – Principles of vibrations measuring systems – Effect of transient and pulsating loads.

UNIT II DYNAMIC SOIL PROPERTIES**9**

Dynamic stress-strain characteristics – Principles of measuring dynamic properties – Laboratory techniques – Field tests – Block vibration test – Factors affecting dynamic properties – Typical values. Mechanism of liquefaction – Influencing factors – Evaluation of liquefaction potential – Analysis from SPT test – Dynamic bearing capacity – Dynamic earth pressure.

UNIT III MACHINE FOUNDATIONS**9**

Introduction – Types of machine foundations – General requirements for design of machine foundations – Design approach for machine foundation – Vibration analysis – Elastic Half-Space theory – Mass-spring-dashpot model – Permissible amplitudes – Permissible bearing pressures.

UNIT IV DESIGN OF MACHINE FOUNDATION**9**

Evaluation of design parameters – Types of Machines and foundations – General requirements – their importance – Analysis and design of block type and framed type machine foundations – Modes

of vibration of a rigid foundation – Foundations for reciprocating machines, impact machines, Two – Cylinder vertical compressor, Double-acting steam hammer – Codal recommendations - Empirical approach – Barken's method – Bulb of pressure concept – Pauw's analogy – Vibration table studies.

UNIT V VIBRATION ISOLATION

9

Vibration isolation – Types of isolation – Transmissibility – Passive and active isolation – Methods of isolation – Use of springs and damping materials – Properties of isolating materials – Vibration control of existing machine foundation.

TOTAL:45 PERIODS

COURSE OUTCOMES:

On completion of the course, the student is expected to be able to;

CO1 Acquire knowledge to apply theories of vibration to solve dynamic soil problems.

CO2 Evaluate the dynamic properties of soil using laboratory and field tests.

CO3 Acquire basic knowledge about machine foundations and design various types of machine foundation.

CO4 To know and capable of selecting the types of vibration isolation materials.

CO5 To apply vibration isolation techniques for various field problems.

REFERENCES:

1. KameswaraRao, N.S.V., Dynamics soil tests and applications, Wheeler Publishing, New Delhi, 2000.
2. Prakash, S and Puri, V.K., Foundations for machines, McGraw Hill, 1987.
3. Moore, P.J., Analysis and Design of Foundations for Vibrations, Oxford and IBH, 1985.
4. Vaidyanathan, C.V., and Srinivasalu, P., Handbook of Machine Foundations, McGraw Hill, 1995.
5. Arya, S., O'Nelt; S., Design of Structures and Foundations for Vibrating Machines, Prentice Hall, 1981.
6. Major, A., Vibration Analysis and Design of Foundations for Machines and Turbines, Vol. I. II and III Budapest, 1964.
7. Barkan, D.D., Dynamics of Basis of Foundation, McGraw Hill, 1974.
8. Swami Saran, Soil Dynamics and Machine Foundation, Galgotia publications Pvt. Ltd. New Delhi 2010.
9. Das B.M., Principles of Soil Dynamics, McGraw Hill, 1992.
10. Krammer S.L., Geotechnical Earthquake Engineering, Prentice Hall, International series, Pearson Education (Singapore) Pvt Ltd, 2004.
11. KameswaraRao, Vibration Analysis and Foundation Dynamics, Wheeler Publishing, New Delhi, 1998.

COs- PO's & PSO's MAPPING

PO/PSO		Course Outcome					Overall Correlation of COs to POs
		CO1	CO2	CO3	CO4	CO5	
PROGRAM OUTCOMES(PO)							
PO1	Knowledge of Engineering Sciences	3	2	2	2	2	2
PO2	Problem analysis	2	2	3	3	3	3
PO3	Design / development of solutions	1	2	3	3	3	3
PO4	Investigation	1	3	3	3	3	3
PO5	Modern Tool Usage	1	2	2	2		2
PO6	Engineer and Society	2	2	3	3	3	3
PO7	Environment and Sustainability	2	1	2	2	3	2
PO8	Ethics	1	2	3	3	3	3
PO9	Individual and Team work	1	2	2	2	2	2
PO10	Communication	1	1		1	1	1
PO11	Project Management and Finance	1	1			1	1
PO12	Life Long Learning	3	3	3	3	3	3

PROGRAM SPECIFIC OUTCOMES (PSO)							
PSO1	Knowledge of Geotechnical Engineering discipline	2	2	3	3	3	3
PSO2	Critical analysis of Geotechnical Engineering problems and Innovation	2	2	3	3	3	3
PSO3	Conceptualization and evaluation of engineering solutions to geotechnical engineering issues	2	2	3	3	3	3

CE3018

ROCK MECHANICS

L T P C

3 0 0 3

COURSE OBJECTIVES:

- Students are expected to classify, understand stress-strain characteristics, failure criteria, and influence of in-situ stress in the stability of various structures and various technique to improve the in-situ strength of rocks.

UNIT I CLASSIFICATION OF ROCKS

9

Types of Rocks - Index properties and classification of rock masses, competent and incompetent rock - value of RMR and ratings in field estimations.

UNIT II STRENGTH CRITERIA OF ROCKS

9

Behaviour of rock under hydrostatic compression and deviatoric loading - Modes of rock failure planes of weakness and joint characteristics - joint testing, Mohr - Coulomb failure criterion and tension cut-off. Hoek and Brown Strength criteria for rocks with discontinuity sets.

UNIT III INSITU STRESSES IN ROCKS

9

In-situ stresses and their measurements, Hydraulic fracturing, flat jack, over coring and under coring methods - stress around underground excavations – Design aspects of openings in rocks.

UNIT IV SLOPE STABILITY AND BEARING CAPACITY OF ROCKS

9

Rock slopes - role of discontinuities in slope failure, slope analysis and factor of safety - remedial measures for critical slopes – Bearing capacity of foundations on rocks.

UNIT V ROCK STABILIZATION

9

Stabilization of rocks-rock support and rock reinforcement-active and passive supports-ground response curve-support reaction curve-reinforcement of fractured and joined rocks-Shotcreting-bolting-anchoring-installation methods.

TOTAL: 45 PERIODS**COURSE OUTCOMES:**

On completion of the course, the student is expected to be able to

- CO1** Classify the Rock mass and rate the quality of rock for tunnelling and foundations works and suggest the safer length of tunnelling and stand-up time.
- CO2** Apply the knowledge of engineering and understand the stress – strain characteristics and failure criteria of rock and apply them to arrive at the shear strength parameters of rocks to be used for the design of structures resting on rock and also for the design of underground excavation in rocks.
- CO3** Apply the knowledge of engineering and assess the influence of in-situ stress in the stability of various underground excavations and also acquire the knowledge of design of opening in rocks.
- CO4** Apply the knowledge on rock mechanics and analyze the stability of rock slopes and arrive at the bearing capacity of shallow and deep foundations resting on rocks considering the presence of joints. design the foundations resting on rocks. Able to carry-out suitable foundation for the structure resting on rock.

CO5 Improve the in-situ strength of rocks by various methods such as rock reinforcement and rock support. Able to select suitable support system considering the interaction between rock and support. Also capable of executing the same in the field.

REFERENCES:

1. Goodman, R.E., Introduction to rock mechanics, John Willey and Sons, 1989.
2. Hudson, A. and Harrison, P., Engineering Rock mechanics – An introduction to the principles, Pergamon publications, 1997.
3. Hoek, E and Bray, J., Rock slope Engineering, Institute of Mining and Metallurgy, U.K. 1981.
4. Hoek, E and Brown, E.T., Underground Excavations in Rock, Institute of Mining and Metallurgy, U.K. 1981.
5. Obvert, L. and Duvall, W., Rock Mechanics and the Design of structures in Rock, John Wiley, 1967.
6. Bazant, Z.P., Mechanics of Geomaterials Rocks, Concrete and Soil, John Wiley and Sons, Chichester, 1985. Wittke, W., Rock Mechanics. Theory and Applications with case Histories, Springer-Verlag, Berlin, 1990.
7. Waltham, T, Foundations of Engineering Geology, Second Edition, Spon Press, Taylor & Francis Group, London and New York, 2002.
8. Ramamurthy T., "Engineering in Rocks for Slopes Foundations and Tunnels", PHI Learning Pvt. Ltd., 2007.

COs- PO's & PSO's MAPPING

PO/PSO		Course Outcome					Overall Correlation of COs to POs
		CO1	CO2	CO3	CO4	CO5	
PROGRAM OUTCOMES(PO)							
PO1	Knowledge of Engineering Sciences	2	3	3	3	2	3
PO2	Problem analysis	2	3	3	3	2	3
PO3	Design / development of solutions	2	3	3	3	3	3
PO4	Investigation	3	2	3	2	1	2
PO5	Modern Tool Usage	1	3	2	3	3	3
PO6	Engineer and Society	2	2	3	3	3	3
PO7	Environment and Sustainability	1	2	2	3	3	3
PO8	Ethics	3	1	1	1	3	2
PO9	Individual and Team work	2	2	2	3	3	2
PO10	Communication	1	1	2	2	1	1
PO11	Project Management and Finance	2	2	3	3	3	3
PO12	Life Long Learning	3	3	3	3	3	3
PROGRAM SPECIFIC OUTCOMES (PSO)							
PSO1	Knowledge of Geotechnical Engineering discipline	3	3	3	3	3	3
PSO2	Critical analysis of Geotechnical Engineering problems and innovation	2	2	2	3	3	2
PSO3	Conceptualization and evaluation of engineering solutions to geotechnical engineering issues	2	2	3	3	3	3

CE3019

EARTH AND EARTH RETAINING STRUCTURES

**L T P C
3 0 0 3**

COURSE OBJECTIVES:

- At the end of this course, students are expected to analyse and design rigid, flexible earth retaining structures, slurry supported trenches and deep cuts.

- UNIT I EARTH PRESSURE THEORIES 9**
Introduction – State of stress in retained soil mass – Earth pressure theories – Classical and graphical techniques (Culmann’s method) – Active and passive cases – Earth pressure due to external loads.
- UNIT II COMPACTION, DRAINAGE AND STABILITY OF RETAINING STRUCTURES 9**
Retaining structure – Selection of soil parameters - Lateral pressure due to compaction, strain softening, wall flexibility, drainage arrangements and its influence. – Stability analysis of retaining structure both for regular and earthquake forces.
- UNIT III SHEET PILE WALLS 9**
Types of sheet piles - Analysis and design of cantilever and anchored sheet pile walls – free earth support method – fixed earth support method. Design of anchor systems - isolated and continuous.
- UNIT IV SUPPORTED EXCAVATIONS 9**
Lateral pressure on sheeting in braced excavation, stability against piping and bottom heaving. Earth pressure around tunnel lining, shaft and silos – Soil anchors – Soil pinning –Basic design concepts.
- UNIT V SLURRY SUPPORTED EXCAVATION 9**
Slurry supported trenches-basic principles-slurry characteristics-specifications-diaphragm walls-bored pile walls-contiguous pile wall-secant piles-stability analysis.

TOTAL: 45 PERIODS

COURSE OUTCOMES:

On completion of the course, the student is expected to be able to

- CO1** Analyse the earth pressure acting on retaining structures by applying classical theories considering all influencing parameters and suggest the earth pressure to be considered for the design of retaining structures.
- CO2** Apply the knowledge of engineering and earth pressure to analyse and design rigid retaining structures considering effect of compaction, wall flexibility, pore water pressure and earth quake forces.
- CO3** Apply the knowledge of engineering and earth pressure to analyse and design flexible earth retaining walls and also acquire the knowledge of design of anchors
- CO4** Apply the knowledge on lateral earth pressure behind and around excavation to analyse and design braced excavations, slurry supported excavations and underground utilities.
- CO5** To understand the role of slurry in supporting excavations and to perform stability analysis by considering the actual shape of slurry support

REFERENCES:

1. Clayton, C.R.I., Militisky, J. and Woods, R.I., Earth pressure and Earth-Retaining structures, Second Edition, Survey University Press, 1993.
2. Das, B.M., Principles of Geotechnical Engineering, Fourth Edition, The PWS series in Civil Engineering, 1998.
3. Militisky, J. and Woods, R., Earth and Earth retaining structures, Routledge, 1992.
4. Winterkorn, H.F. and Fang, H.Y., Foundation Engineering Handbook, GalgotiaBooksSource, 2000.
5. Rowe, R.K., Geotechnical and Geoenvironmental Engineering Handbook, Kluwer Academic Publishers, 2001.
6. Koerner, R.M. Designing with Geosynthetics, Third Edition, Prentice Hall, 1997.
7. Day, R.W., Geotechnical and Foundation Engineering: Design and Construction, McGraw Hill, 1999.
8. Mandal, J.N., Reinforced Soil and Geotextiles, Oxford & IBH Publishing Co. Pvt. Ltd., New Delhi, 1993.
9. McCarthy, D.F., Essentials of Soil Mechanics and Foundations: Basic Geotechnics, Sixth Edition, Prentice Hall, 2002.
10. Hajnal, I., Marton, J. and Regele, Z., Construction of diaphragm walls, A Wiley – Interscience Publication, 1984.

11. Petros P. Xanthakos., Slurry walls as structural systems, McGraw-Hill, Inc., New York, 1994.
12. Bramhead, E.N., The Stability of Slopes, Blacky Academic and Professionals Publications, Glasgow, 1986.
13. Muni Budhu, Soil Mechanics and Foundation, John Wiley and Sons, INC 2007.

COs- PO's & PSO's MAPPING

PO/PSO		Course Outcome					Overall Correlation of COs to POs
		CO1	CO2	CO3	CO4	CO5	
PROGRAM OUTCOMES(PO)							
PO1	Knowledge of Engineering Sciences	3	2	2	3	3	3
PO2	Problem analysis	3	2	2	3	1	3
PO3	Design / development of solutions	3	3	3	3	2	3
PO4	Investigation	3	3	3	1	2	3
PO5	Modern Tool Usage	2	3	3	3	3	3
PO6	Engineer and Society	3	2	2	3	2	3
PO7	Environment and Sustainability	3	1	1	1	2	2
PO8	Ethics	3	1	1	1	3	2
PO9	Individual and Team work	3	2	2	1	1	2
PO10	Communication	3	1	2	2		2
PO11	Project Management and Finance	3	3	3	3	3	3
PO12	Life Long Learning	3	3	3	3	3	3
PROGRAM SPECIFIC OUTCOMES (PSO)							
PSO1	Knowledge of Geotechnical Engineering discipline	3	2	2	3	2	3
PSO2	Critical analysis of Geotechnical Engineering problems and innovation	3	2	2	3	3	3
PSO3	Conceptualization and evaluation of engineering solutions to geotechnical engineering issues	3	2	2	3	3	3

PROGRESS THROUGH KNOWLEDGE

CE3020**PILE FOUNDATION****L T P C****3 0 0 3****COURSE OBJECTIVES:**

- The student will be exposed to the design of piles, pile groups and caissons with respect to vertical and lateral loads for various field conditions.

UNIT I PILE CLASSIFICATIONS AND LOAD TRANSFER PRINCIPLE**9**

Necessity of pile foundation – classification of piles – Factors governing choice of type of pile – Load transfer mechanism – piling equipments and methods – effect of pile installation on soil condition – pile raft system – basic interactive analysis - criteria for pile socketing.

UNIT II AXIAL LOAD CAPACITY OF PILES AND PILE GROUPS**9**

Allowable load of piles and pile groups – Static and dynamic methods – for cohesive and cohesionless soil – negative skin friction – group efficiency – pile driving formulae - limitation – Wave equation application – evaluation of axial load capacity from field test results - Settlement of piles and pile group.

UNIT III LATERAL AND UPLIFT LOAD CAPACITIES OF PILES 9

Piles under Lateral loads – Broms method, elastic, p-y curve analyses – Batter piles – response to moment – piles under uplift loads – under reamed piles – Drilled shaft – Lateral and pull out capacity from load test.

UNIT IV STRUCTURAL DESIGN OF PILE AND PILE GROUPS 9

Structural design of pile – structural capacity – pile and pile cap connection – pile cap design – shape, depth, assessment and amount of steel – truss and bending theory- Reinforcement details of pile and pile caps — pile subjected to vibration.

UNIT V CAISSONS 9

Necessity of caisson – type and shape - Stability of caissons – principles of analysis and design – tilting of caisson – construction - seismic influences.

TOTAL: 45 PERIODS**COURSE OUTCOMES:**

On completion of the course, the student is expected to be able to

- CO1** Explain the importance of pile foundation and various functions and responsibilities of geotechnical engineer and contractor, in addition to the piling equipments.
- CO2** Determine the vertical load carrying capacity of pile and pile group- keeping the settlement of pile as an important criteria based on field practices and codal provisions.
- CO3** Apart from vertically loaded piles, the structures are exposed to the peculiar pile subjected to lateral and uplift load with reference to codal provision and case studies.
- CO4** Understand the design of pile and pile caps, considering the wind and seismic loads.
- CO5** Explain the importance of caisson foundation and checking the stability of caissons based on codal provisions.

REFERENCES:

1. Das, B.M., Principles of Foundation Engineering, Design and Construction, Fourth Edition, PWS Publishing, 1999.
2. Poulos, H.G., Davis, E.H., Pile foundation analysis and design, John Wiley and Sons, New York, 1980.
3. Tomlinson, M.J. Foundation engineering, ELBS, Longman Group, U.K. Ltd., England 1995.
4. Michael Tomlinson and John Woodward, Pile design and construction practice, Taylor & Francis Group, London & New York, 2008.
5. Cernica, J.N. Geotechnical Engineering Foundation Design, John Wiley and Sons, Inc. 1995.
6. Bowles, J.E., Foundation Analysis and Design, Fifth Edition, McGraw Hill, New York, 1996.
7. Donald, P., Coduto, Foundation Design Principles and Practices, Prentice Hall, Inc. Englewood Cliffs, New Jersey, 1996.
8. Varghese P.C., "Foundation Engineering", PHI Learning Private Limited, New Delhi, 2005.
9. Reese, L.C., Isenhower, W.M. and Wang, S.T. Analysis and Design of Shallow and Deep Foundations, John Wiley and Sons, New York, 2005.
10. Varghese P.C., "Design of Reinforced Concrete Foundations", PHI Learning Private Limited, New Delhi, 2009.
11. Reese, L. C. and Van Impe, W. F., Single Piles and Pile Groups Under Lateral Loading, Taylor and Francis, London, 2011.

COs- PO's & PSO's MAPPING

PO/PSO		Course Outcome					Overall Correlation of COs to POs
		CO1	CO2	CO3	CO4	CO5	
PROGRAM OUTCOMES(PO)							
PO1	Knowledge of Engineering Sciences	1	2	2	1	2	2
PO2	Problem analysis	1	3	3	3	3	3
PO3	Design / development of solutions	1	3	3	3	2	3
PO4	Investigation	3	1	2	2	2	2
PO5	Modern Tool Usage	2	1	2	2	2	2

PO6	Engineer and Society	1		1		1	1
PO7	Environment and Sustainability	1	1	1	1	1	1
PO8	Ethics	1	1	1	1	1	1
PO9	Individual and Team work	2	1	1	1	1	2
PO10	Communication	2	1	1	1	1	2
PO11	Project Management and Finance	1	1		1	1	1
PO12	Life Long Learning	3	3	3	3	3	3
PROGRAM SPECIFIC OUTCOMES (PSO)							
PSO1	Knowledge of Geotechnical Engineering discipline	3	2	3	2	3	3
PSO2	Critical analysis of Geotechnical Engineering problems and innovation	2	1	2	1	2	2
PSO3	Conceptualization and evaluation of engineering solutions to geotechnical engineering issues	2	3	3	2	3	3

CE3021**TUNNELING ENGINEERING****L T P C
3 0 0 3****COURSE OBJECTIVES:**

- Students mainly focused in visualizing and critically analyzing the behavior of underground structures with reference to various supporting systems under different loading conditions due to induced earth pressure on the underground structures.
- To give idea about the equipment used in underground excavations

UNIT I TUNNELS AND UNDERGROUND SPACE APPLICATION 9

History-caves-tunnels for transport-water, power supply-storage of LPG –nuclear waste disposal-defence facilities-submerged tunnels-underground library, museums.

UNIT II EXCAVATION TECHNIQUES 9

Types and purpose of tunnels-choice of excavation methods-soft ground tunneling-hardrock tunneling-tunnel drilling-blasting-impact hammers-problems encountered and remedial measures.

UNIT III PLANNING AND GEOMETRIC DESIGN OF TUNNELS 9

Topographical –geological survey-rock sampling-testing-determination of location size shape and alignment-subsidence problem on soft ground –tunneling design in hard rock.

UNIT IV CONSTRUCTION OF TUNNEL 9

Advanced drilling techniques –TBM-cutability assessment-shield tunneling-advantages-types of shield tunneling-factors affecting selection of shield-twin tunnel-NATM.

UNIT V DESIGN OF TUNNEL SUPPORTING SYSTEMS AND VENTILATION 9

Classification of supports-active –passive-permanent-temporary-excavation support-steel supports-lining-grouting-ground freezing-environment in underground-various methods of ventilation.

TOTAL: 45 PERIODS**COURSE OUTCOME:**

- On completion of the course, the student is expected to be able to
- CO1** To Understand need of utilization of underground space for various applications.
CO2 To study various methods of excavations and tunneling methods.
CO3 Planning and design process of tunnels.
CO4 To identify the suitable method of tunneling.
CO5 To study various types of support system and its merit and demerits.

REFERENCES:

1. Underground infrastructure planning design construction-R.K.Goel, Bhavani singh, Jian Zhao, Butterworth heinemunn publishers.
2. Practical tunnel construction, Hemphill G.B 2012 Johnwileyand Son.
3. Introduction to tunnel construction, David chapran, Nicole metse and Alfred stark, Spor press.

COs- PO's & PSO's MAPPING

PO/PSO		Course Outcome					Overall Correlation of COs to POs
		CO1	CO2	CO3	CO4	CO5	
PO1	Knowledge of Engineering Sciences	2	2	2	2	2	2
PO2	Problem analysis	2	3	2	2	2	2
PO3	Design / development of solutions	1	1	3	3	2	2
PO4	Investigation	1			1	1	1
PO5	Modern Tool Usage	1	1	1	1		1
PO6	Individual and Team work	2				1	2
PO7	Communication					1	1
PO8	Engineer and Society	1					1
PO9	Ethics	1					1
PO10	Environment and Sustainability					1	1
PO11	Project Management and Finance					1	1
PO12	Life Long Learning	3	3	3	3	3	3
PSO1	Knowledge of Geotechnical Engineering discipline	2	2	2	2	2	2
PSO2	Critical analysis of Geotechnical Engineering problems and innovation	3	3	3	3	3	3
PSO3	Conceptualization and evaluation of engineering solutions to geotechnical engineering issues	2	3	3	3	3	3

VERTICAL IV: GEO-INFORMATICS**GI3492****TOTAL STATION AND GPS SURVEYING****L T P C****3 0 0 3****COURSE OBJECTIVE:**

- To understand the working of Total Station and GPS and solve the surveying problems.

UNIT I FUNDAMENTALS OF TOTAL STATION AND ELECTROMAGNETIC WAVES 9

Methods of Measuring Distance, Basic Principles of Total Station, Historical Development, Classifications, applications and comparison with conventional surveying - Applications of Electromagnetic waves, Propagation properties, wave propagation at lower and higher frequencies – Refractive index (RI) – factors affecting RI -Computation of group for light and near infrared waves at standard and ambient conditions – Computation of RI for microwaves at ambient condition – Reference refractive index -Real-time application of first velocity correction. Measurement of atmospheric parameters - Mean refractive index – Second velocity correction -Total atmospheric correction - Use of temperature -pressure, transducers.

UNIT II ELECTRO-OPTICAL AND MICROWAVE 9

Electro - optical system: Measuring principle, Working principle, Sources of Error, Infrared and Laser Total Station instruments.

Microwave system: Measuring principle, working principle, Sources of Error, Microwave Total Station

instruments. Comparison between Electro-optical and Microwave system. Care and maintenance of Total Station instruments.

COGO functions: Area, Inverse / MLM, REM, Resection, offsets and stakeout - Land survey applications.

UNIT III SATELLITE SYSTEM

9

Basic concepts of GPS – Historical perspective and development – applications -Geoid and Ellipsoid – satellite orbital motion – Keplerian motion – Kepler’s Law – Perturbing forces -Geodetic satellite – Doppler effect – Positioning concept – GNSS and IRNSS – SBAS: GAGAN and WAAS Different segments - space, control and user segments – satellite configuration – GPS signal structure – Orbit determination and representation – Anti Spoofing and Selective Availability -Task of control segment – GPS receivers.

UNIT IV GPS DATA PROCESSING

9

GPS observables – code and carrier phase observation – linear combination and derived observables – concept of parameter estimation – downloading the data – RINEX Format–Differential data processing – software modules - solutions of cycle slips, ambiguities - Multi path and other observational errors – satellite geometry and accuracy measures – Continuously Operating Reference System (CORS)– long base line processing - use of different processing software’s: Open Source, Scientific and Commercial.

UNIT V SURVEYING METHODS AND APPLICATIONS

9

Total Station: Traversing and Trilateration measurement and adjustment –Planimetric map and Contour map and Topography Mapping.

GNSS: Concepts of rapid, static, semi-Kinematic, pure Kinematic and RTK methods. Observation by Radiation, Lee frog and Trilateration measurement and processing -Topography mapping using PPK and RTK methods

Total Station and GNSS applications

TOTAL:45 PERIODS

COURSE OUTCOMES:

•On completion of the course, the student is expected to

CO1 Learn about the fundamental concept of Total station.

CO2 Provide knowledge about electromagnetic waves and its usage in Total station and GNSS.

CO3 Gain Knowledge on basic concepts of GNSS

CO4 Understand the measuring and working principle of electro optical and Microwave Total station and GPS

CO5 Gain knowledge about Total station and GNSS data processing and Mapping.

TEXTBOOKS:

1. Rueger, J.M. Electronic Distance Measurement, Springer-Verlag, Berlin, 4th Edition, 1996.
2. SatheeshGopi, rasathishkumar, N.madhu, — Advanced Surveying , Total Station GPS and Remote Sensing — Pearson education , 2nd Edition,2017. isbn: 978-81317 00679.
3. Gunter Seeber , Satellite Geodesy, Walter De Gruyter, Berlin, 2nd Edition, 2003

REFERENCES:

1. R.Subramanian, Surveying and Levelling, Oxford University Press, Second Edition, 2012.
2. Laurila, S.H. Electronic Surveying in Practice, John Wiley and Sons Inc, 1983
3. Guocheng Xu, GPS Theory, Algorithms and Applications, Springer - Verlag, Berlin, 3rdEdition, 2016.
4. Alfred Leick, GPS satellite surveying, John Wiley & Sons Inc., 4th Edition, 2015.

COs- PO’s & PSO’s MAPPING

PO	Graduate Attribute	Course Outcome					Average
		CO1	CO2	CO3	CO4	CO5	
PO1	Engineering Knowledge	3	3	3	3	3	3
PO2	Problem Analysis	2	2	2	2	3	2
PO3	Design/Development of Solutions	2	3	2	3	3	3

PO4	Conduct Investigations of Complex Problems	2	2	2	3	3	2
PO5	Modern Tool Usage	3	3	3	3	3	3
PO6	The Engineer and Society	2	3	2	3	3	3
PO 7	Environment and Sustainability						
PO 8	Ethics						
PO9	Individual and Team Work	1	1	1	1	2	1
PO10	Communication						
PO11	Project Management and Finance						
PO12	Life-long Learning	2	2	2	2	2	2
PSO1	Knowledge of Geoinformatics discipline	3	3	3	3	3	3
PSO2	Critical analysis of Geoinformatics Engineering problems and innovations	3	3	3	3	3	3
PSO3	Conceptualization and evaluation of Design solutions	3	3	3	3	3	3

CE3022

REMOTE SENSING CONCEPTS

L T P C

3 0 0 3

COURSE OBJECTIVES:

- To introduce the concepts of remote sensing processes and its components.
- To expose the various remote sensing platforms and sensors and to introduce the elements of data interpretation

UNIT I REMOTE SENSING AND ELECTROMAGNETIC RADIATION 9

Definition — components of RS — History of Remote Sensing — Merits and demerits of data collation between conventional and remote sensing methods - Electromagnetic Spectrum — Radiation principles - Wave theory, Planck's law, Wien's Displacement Law, Stefan's Boltzmann law, Kirchoff's law — Radiation sources: active & passive - Radiation Quantities

UNIT II EMR INTERACTION WITH ATMOSPHERE AND EARTH MATERIAL 9

Standard atmospheric profile — main atmospheric regions and its characteristics — interaction of radiation with atmosphere — Scattering, absorption and refraction — Atmospheric windows - Energy balance equation — Specular and diffuse reflectors — Spectral reflectance & emittance — Spectroradiometer — Spectral Signature concepts — Typical spectral reflectance curves for vegetation, soil and water — solid surface scattering in microwave region.

UNIT III ORBITS AND PLATFORMS 9

Motions of planets and satellites — Newton's law of gravitation - Gravitational field and potential - Escape velocity - Kepler's law of planetary motion - Orbit elements and types — Orbital perturbations and maneuvers — Types of remote sensing platforms - Ground based, Airborne platforms and Space borne platforms — Classification of satellites — Sun synchronous and Geosynchronous satellites — Legrance Orbit.

UNIT IV SENSING TECHNIQUES 9

Classification of remote sensors — Resolution concept : spatial, spectral, radiometric and temporal resolutions - Scanners - Along and across track scanners — Optical-infrared sensors — Thermal sensors — microwave sensors — Calibration of sensors - High Resolution Sensors - LIDAR , UAV — Orbital and sensor characteristics of live Indian earth observation satellites

UNIT V DATA PRODUCTS AND INTERPRETATION**9**

Photographic and digital products — Types, levels and open source satellite data products — selection and procurement of data— Visual interpretation: basic elements and interpretation keys -Digital interpretation — Concepts of Image rectification, Image enhancement and Image classification

TOTAL: 45 PERIODS**COURSE OUTCOMES:**

- On completion of the course, the student is expected to be able to

CO1 understand the concepts and laws related to remote sensing**CO2** understand the interaction of electromagnetic radiation with atmosphere and earth material**CO3** acquire knowledge about satellite orbits and different types of satellites**CO4** understand the different types of remote sensors**CO5** gain knowledge about the concepts of interpretation of satellite imagery**TEXTBOOKS:**

- Thomas M.Lillesand, Ralph W. Kiefer and Jonathan W. Chipman, Remote Sensing and Image interpretation, John Wiley and Sons, Inc, New York,2015.
- George Joseph and C Jeganathan, Fundamentals of Remote Sensing,Third Edition Universities Press (India) Private limited, Hyderabad, 2018

REFERENCES:

- Janza, F.Z., Blue H.M. and Johnson,J.E. Manual of Remote Sensing. Vol.I, American Society of Photogrametry, Virginia, USA, 2002.
- Verbyla, David, Satellite Remote Sensing of Natural Resources. CRC Press, 1995
- Paul Curran P.J. Principles of Remote Sensing. Longman, RLBS, 1988.
- Introduction to Physics and Techniques of Remote Sensing , Charles Elachi and Jacob Van Zyl, 2006 Edition II, Wiley Publication.
- Basudeb Bhatta, Remote Sensing and GIS, Oxford University Press, 2011

COs- PO's & PSO's MAPPING

PO/PSO		Course Outcome					Overall Correlation of CO s to POs
		CO1	CO2	CO3	CO4	CO5	
PROGRAM OUTCOMES(PO)							
PO1	Knowledge of Engineering Sciences	3	3	2	2	2	2
PO2	Problem analysis				3	3	3
PO3	Design / development of solutions				2	2	2
PO4	Investigations				3	3	3
PO5	Use of Modern Technology				3	3	3
PO6	Engineer and Society					3	3
PO7	Environment and Sustainability				3	3	3
PO8	Ethics				3		3
PO9	Individual and Team work			3		3	3
PO10	Communication			3		3	3
PO11	Project Management and Finance				1	1	1
PO12	Life Long Learning				2	2	2
PROGRAM SPECIFIC OUTCOMES (PSO)							
PSO1	Knowledge of Geoinformatics discipline	3	3	3	3	3	3
PSO2	Critical analysis of Geoinformatics Engineering problems and innovations				3	3	3
PSO3	Conceptualization and evaluation of engineering solutions to Geoinformatics engineering issues.	2	2	3	3	3	3

CE3023

SATELLITE IMAGE PROCESSING

L T P C
3 0 0 3**COURSE OBJECTIVE**

- To make the undergraduate Engineering Students understand the concepts, principles, processing of Satellite data in order to extract useful information from them.

UNIT I FUNDAMENTALS OF IMAGE PROCESSING 9

Information Systems - Encoding and decoding - acquisition, storage and retrieval –data products - satellite data formats - Digital Image Processing Systems - Hardware and software design consideration Scanner, digitizer - photo write systems.

UNIT II SENSORS MODEL AND PRE PROCESSING 9

Image Fundamentals – Sensor models – spectral response – Spatial response – IFOV,GIFOV& GSI – Simplified Sensor Models – Sampling & quantization concepts – Image Representation& geometry and Radiometry – Colour concepts – Sources of Image degradation and Correction procedures- Atmospheric, Radiometric, Geometric Corrections- Image Geometry Restoration- Interpolation methods and resampling techniques.

UNIT III IMAGE ENHANCEMENT 9

Image Characteristics - Histograms - Scattergrams – Univariate and multi variate statistics- enhancement in spatial domain – global, local & colour Transformations – PC analysis, edge detections, merging - filters - convolution – LPF, HPF , HBF, directional box, cascade – Morphological and adaptive filters – Zero crossing filters – scale space transforms – power spectrum – texture analysis – frequency transformations - Fourier, wavelet and curvelet transformations.

UNIT IV IMAGE CLASSIFICATION 9

Spectral discrimination - pattern recognition concepts - Baye's approach - Signature and training sets – Separability test –Supervised Classification – Minimum distance to mean, Parallelepiped, MLC – Unsupervised classifiers – ISODATA,K-means-Support Vector Machine – Segmentation (Spatial, Spectral) – Tree classifiers - Accuracy assessment – Error matrix – Kappa statistics – ERGAS, RMS.

UNIT V ADVANCED CLASSIFIERS 9

Fuzzy set classification – sub- pixel classifier – hybrid classifiers, Texture based classification –Object based classifiers – Artificial Neural nets – Hebbian leaning – Expert system, types and examples – Knowledge systems.

TOTAL : 45 PERIODS**COURSE OUTCOMES:**

- On completion of the course, the student is expected to be able to
- CO1** Understand about Remote sensing and Image processing systems
- CO2** Acquire knowledge about the source of error in satellite image and also to remove the error from satellite image.
- CO3** Select appropriate image Enhancement techniques based on image characteristics
- CO4** Classify the satellite image using various method and also evaluate the accuracy of classification.
- CO5** Apply the advanced image classification methods and conduct lifelong research in the field of image processing.

TEXTBOOKS :

- John, R. Jensen, Introductory Digital Image Processing, Prentice Hall, New Jersey, 4th Edition, 2015.
- Robert, A. Schowengerdt, Techniques for Image Processing and classification in Remote Sensing, Academic Press, 2012.

REFERENCES:

1. Robert, G. Reeves,- Manual of Remote Sensing Vol. I & II - American Society of Photogrammetry, Falls, Church, USA, 1983.
2. Richards, Remote sensing digital Image Analysis - An Introduction 5th Edition, 2012, Springer -Verlag 1993.
3. Digital Image Processing by Rafael C. Gonzalez, Richard Eugene Woods- Pearson/Prentice Hall, 2008
4. Fundamentals of Digital Image Processing by Annadurai Pearson Education (2006)
5. Digital Image Processing: PIKS Scientific Inside by William K. Pratt 4th Edition, Wiley Interscience, 2007.

COs- PO's & PSO's MAPPING

PO/PSO		Course Outcome					Overall Correlatio n of COs to POs
		CO1	CO2	CO3	CO4	CO5	
PROGRAM OUTCOMES (PO)							
PO1	Knowledge of Engineering Sciences	3	3	3	3	3	3
PO2	Problem analysis		3	3	3	3	3
PO3	Design / development of solutions			3	3	3	3
PO4	Investigations			3	3	3	3
PO5	Usage of Modern Technology	3	3	3	3	3	3
PO6	Engineer and Society				3	3	3
PO7	Environment and Sustainability			2	2	2	2
PO8	Ethics			2	2	2	2
PO9	Individual and Team work				2		2
PO10	Communication			2	2	2	2
PO11	Project Management and Finance			3	3	3	3
PO12	Life Long Learning	2	2	2	2	2	2
PROGRAM SPECIFIC OUTCOMES (PSO)							
PSO1	Knowledge of Geoinformatics discipline	3	3	3	3	3	3
PSO2	Critical analysis of Geoinformatics Engineering problems and innovations	3	3	3	3	3	3
PSO3	Conceptualization and evaluation of engineering solutions to Geoinformatics engineering issues.	3	3	3	3	3	3

GI3491

CARTOGRAPHY AND GIS

L T P C

3 0 0 3

COURSE OBJECTIVES:

- To introduce concepts of Cartography and GIS
- To expose the process of map making and production
- To introduce GIS data structures, data input and data presentation

UNIT I ELEMENTS OF CARTOGRAPHY**9**

Definition of Cartography – Maps – Functions – Uses and Types of Maps – Map Scales and Contents – Map Projections – Shape, Distance, Area and Direction Properties – Perspective and mathematical Projections – Indian Maps and Projections – Map Co-ordinate System – UTM and UPS References.

UNIT II MAP DESIGN AND PRODUCTION 9

Elements of a Map – Map Layout Principles – Map Design Fundamentals – Symbols and Conventional Signs – Graded and Ungraded Symbols – Color Theory – Colours and Patterns in Symbolization – Map Lettering – Map Production – Map Printing – Colours and Visualization – Map Reproduction – Map Generalization – Geometric Transformations – Bilinear and Affine Transformations.

UNIT III FUNDAMENTALS OF GIS 9

Introduction to GIS – Definitions – History of GIS – Components of a GIS – Hardware, Software, Data, People, Methods – Introduction to data quality – Types of data – Spatial, Attribute data – types of attributes – scales/levels of measurements – spatial data models – Raster Data Structures – Raster Data Compression – Vector Data Structures – Raster Vs Vector Models – TIN and GRID data models.

UNIT IV DATA INPUT AND TOPOLOGY 9

Scanner – Raster Data Input – Raster Data File Formats – Georeferencing– Vector Data Input – Digitizer– Datum Projection and Reprojection – Coordinate Transformation – Topology - Adjacency, Connectivity and containment – Topological Consistency – Non topological file formats – Attribute Data Linking – Linking External Databases – GPS Data Integration – Raster to Vector and Vector to Raster Conversion.

UNIT V DATA QUALITY AND OUTPUT 9

Assessment of Data Quality - Basic Aspects - Completeness, Logical Consistency, Positional Accuracy, Temporal Accuracy, Thematic Accuracy and Lineage – Metadata – GIS Standards – Interoperability – OGC - Spatial Data Infrastructure – Data Output – Map Compilation – Chart / Graphs.

TOTAL: 45 PERIODS

COURSE OUTCOMES:

•On completion of the course, the student is expected to

- CO1** Be familiar with appropriate map projection and co-ordinate system for production of Maps and shall able to compile and design maps for their required purpose.
- CO2** Be familiar with co-ordinate and Datum transformations
- CO3** Understand the basic concepts and components of GIS, the techniques used for storage of spatial data and data compression
- CO4** Understand the concepts of spatial data quality and data standard
- CO5** Understand the concept of spatial data inputs

TEXTBOOKS:

1. Arthur H. Robinson et al, "Elements of Cartography", 7th Edition, Wiley, 2002.
2. Kang – Tsung Chang, "Introduction to Geographic Information Systems", McGraw Hill Publishing, Fourth Edition, 2017.
3. Ian Heywood, Sarah Cornelius, Steve Carver, Srinivasa Raju, "An Introduction to Geographical Information Systems, Pearson Education, Fourth Edition, 2011.

REFERENCES:

1. John Campbell, "Introductory Cartography", Wm. C. Brown Publishers, 3rd Edition, 2004
2. Chor Pang LO, Albert K. W. Yeung, "Concepts and Techniques of Geographic Information Systems", Pearson Education, 2nd Edition, November 2016. ISBN: 9789332581883

COs- PO's & PSO's MAPPING

PO	Graduate Attribute	Course Outcome					Average
		CO1	CO2	CO3	CO4	CO5	
PO1	Engineering Knowledge	2	3	2	2	2	2
PO2	Problem Analysis	1	2	1	1	2	1
PO3	Design/Development of Solutions	2	1	1	2	2	2
PO4	Conduct Investigations of Complex Problems	1	1	1	1	1	1

PO5	Modern Tool Usage	1	1	3	2	2	2
PO6	The Engineer and Society	1	1	1	1	2	1
PO7	Environment and Sustainability						
PO8	Ethics						
PO9	Individual and Team Work						
PO10	Communication						
PO11	Project Management and Finance						
PO12	Life-long Learning						
PSO1	Knowledge of Geoinformatics discipline	3	3	3	3	3	3
PSO2	Critical analysis of Geoinformatics Engineering problems and innovations	2	2	2	2	3	2
PSO3	Conceptualization and evaluation of Design solutions	2	3	2	2	3	2

GI3391

PHOTOGRAMMETRY**L T P C**
3 0 0 3**COURSE OBJECTIVE:**

- To introduce basics and concepts of optics, aerial photography acquisition and mapping from aerial photographs.

UNIT I PRINCIPLES AND PROPERTIES OF PHOTOGRAPHY 9

History - Definition, Applications – Types of Photographs, Classification – Photographic overlaps – Camera: metric vs. non-metric, Digital Aerial cameras – Multiple frame and Line cameras – Linear array scanner – Flight Planning – Crab & Drift– Computation of flight plan - Photogrammetry project Planning.

UNIT II GEOMETRIC PROPERTIES OF AERIAL PHOTOGRAPHS 9

Photo coordinate measurement – Vertical photographs -geometry, scale, Coordinate system, Relief displacement – Stereoscopes – Stereoscopic parallax – parallax equations -Geometry, Scale, Coordinate system – Relief displacement – Photo Interpretation.

UNIT III STEREOPLOTTERS & ORIENTATION 9

Projection system, Viewing, Measuring and Tracing system Stereo plotters–Classification: Analog, semi analytical, Analytical and Digital systems – Interior orientation - Relative orientation – Absolute orientation - Collinearity condition and Coplanarity condition - Orientation: Two-dimensional coordinate transformations –Three-dimensional conformal coordinate transformation

UNIT IV AEROTRIANGULATION, TERRAIN MODELING, ORTHOPHOTO 9

model – Strip and blocks of photographs – Aerotriangulation: strip adjustment, independent model triangulation, Bundle block Adjustment and GPS Aerotriangulation (INS and GNSS integration) - feature collection – DTM generation and Contour mapping – ortho rectification - mono plotting – stereo plotting

UNIT V DIGITAL PHOTOGRAMMETRY 9

Photogrammetric Scanner – Digital Photogrammetry WorkStation – Work Station Basic system function – Storage System – Stereoscopic Viewing and Measuring System – Image properties - Image matching: template matching, feature based matching - DEM and DSM - Satellite photogrammetry principles

TOTAL:45 PERIODS**COURSE OUTCOMES:**

- On completion of the course, the student is expected to
- CO1** Understand and appreciate the importance of photography as means of mapping, functional and physical elements of photography.

- CO2** Understand the need of the photogrammetric mapping and the relevance of accuracy standards and means to achieve them for precise large-scale maps with scientific methods.
- CO3** Evaluate the standards of map based on the state-of-the-art tool and techniques and assess the production standards for photogrammetric map making.
- CO4** Acquire knowledge on the current development, issues methods and solutions in map making and evaluate methods of production.
- CO5** Analyze critically and evaluate methods by applying the knowledge gained and to be a part of innovation and integration of mapping technology.

TEXTBOOKS:

1. Paul. R Wolf., Bon A. De Witt, Elements of Photogrammetry with Application in GIS McGraw Hill International Book Co., 4th Edition, 2014.
2. E. M. Mikhail, J. S. Bethel, J. C. McGlone, Introduction to Modern Photogrammetry, Wiley Publisher, 2001.

REFERENCES:

1. Gollfried Konecny, Geoinformation: Remote Sensing, Photogrammetry and Geographical Information Systems, CRC Press, 2nd Edition, 2014.
2. Karl Kraus, Photogrammetry: Geometry from Images and Laser Scans, Walter de Gruyter GmbH & Co. 2nd Edition, 2007.
3. Manual of Photogrammetry – American society of Photogrammetry & amp; R. S by Albert. D, 1980.
4. Digital Photogrammetry – A practical course by Wilfried Linder, 3rd edition, Springer, 2009.
5. Digital Photogrammetry by – Y. Egels & amp; Michel Kasser, Taylor & amp; Francis group, 2003.

COs- PO's & PSO's MAPPING

PO	Graduate Attribute	Course Outcome					Average
		CO1	CO2	CO3	CO4	CO5	
PO1	Engineering Knowledge	2	2	3	3	3	3
PO2	Problem Analysis	1	3	2	3	3	2
PO3	Design/Development of Solutions	2	3	3	2	3	3
PO4	Conduct Investigations of Complex Problems	2	3	2	3	3	3
PO5	Modern Tool Usage	2	2	2	3	3	3
PO6	The Engineer and Society	2	3	2	3	3	3
PO7	Environment and Sustainability	1	1	2	3	3	2
PO8	Ethics	2	3	2	3	2	3
PO 9	Individual and Team Work	1	3	3	3	2	2
PO10	Communication	3	2	2	3	2	2
PO11	Project Management and Finance	2	3	3	2	3	2
PO12	Life-long Learning	2	3	1	3	2	2
PSO1	Knowledge of Geoinformatics discipline	3	3	2	3	3	3
PSO2	Critical analysis of Geoinformatics Engineering problems and innovations	3	3	2	2	3	3
PSO3	Conceptualization and evaluation of Design solutions	3	2	2	3	3	3

GI3691

AIRBORNE AND TERRESTRIAL LASER MAPPING

L T P C
3 0 0 3**COURSE OBJECTIVE:**

- To introduce the concepts of Space Borne, Air Borne, Terrestrial and Bathymetric LASER Scanners for Topographic and Bathymetric Mapping

UNIT I SPACE BORNE RADAR AND LIDAR ALTIMETER 9

Principle and Properties of LASER- Production of Laser – Components of LASER – LiDAR – Types of LiDAR: Range Finder, DIAL and Doppler LiDAR - Platforms: Terrestrial, Airborne and Space borne LiDAR – Space Borne LiDAR Missions – Space Borne Radar Altimeter for mapping Sea Surface Topography, Moon Topography - Merits of ALS in comparison to Levelling, echo sounding, GPS leveling, Photogrammetry and Interferometry

UNIT II AIRBORNE LASER SCANNERS 9

Airborne Topographic Laser Scanner – Ranging Principle – Pulse Laser and Continuous Wave Laser – First Return and Last Return – Ellipsoidal and Geoidal Height - Typical parameters of Airborne Laser Scanner (ALS) – Specifications of Commercial ALS – Components of ALS - GPS, IMU, LASER Scanner, Imaging Device, Hardware and Software - Various Scanning Mechanisms: Oscillating Mirror, Rotating Polygon, Nutating Mirror, Fibre Optic

UNIT III DATA ACQUISITION AND PRE-PROCESSING 9

Laser Classification – Class I to Class IV Laser – Eye Safety - Synchronization of GPS, IMU and ALS Data - Reflectivity of terrain objects – Flight Planning – Determination of various data acquisition parameters – Swath Width, Point Density, No. of Strips, Area Covered, Point Spacing - Data Processing – Determination of optimal flight trajectory- Quality Assurance

UNIT IV POST PROCESSING of LiDAR Data 9

Post Processing – Geo location of Laser Foot Prints – Various Co-ordinate Transformations involved Filtering - Ground Point filtering – Digital Surface Model and Digital Elevation Model - LiDAR data file formats – LAS File format and other proprietary file formats – Post Processing Software: Open Source and COTS Software – Quality Control Measures – Error Budget - Overview of LiDAR Applications in various domains - 3D city models – Corridor Mapping Applications – Forestry Applications.

UNIT V TERRESTRIAL LASER SCANNERS 9

Terrestrial Laser Scanners (TLS) – Working Principle – Static TLS – Dynamic TLS – Commercial TLS Specifications – Mobile Mapping Lasers : Vehicle Mounted TLS, Back Pack Wearable Laser Scanners – Asset Management Studies – Highways and Railway Asset Management – Indoor Mapping : Laser Scanning of interior of buildings/monuments – Immersive Applications - BIM Model – Applications in Tunnel Surveying, Forest Inventory, Open Cast Mine Surveying

TOTAL: 45 PERIODS**COURSE OUTCOMES:**

• On completion of the course, the student is expected to

CO1 Understand the components of laser and various platforms of laser scanning

CO2 Summarize the components of Airborne Laser Scanner and concept of ranging principles

CO3 Analyse the flight planning parameters and pre-processing of acquired data

CO4 Post process the data to derive DSM and DEM and its applications

CO5 Understand the components of TLS and its applications

TEXTBOOKS:

1. Jie Shan, Charles K. Toth, "Topographic Laser Ranging and Scanning – Principles and Processing", 2nd Edition, CRC Press Publication, March 2018. ISBN: 9781498772273.

REFERENCES:

1. George Vosselman and Hans-Gerd Maas, Airborne and Terrestrial Laser Scanning, Whittles Publishing, 2010
2. Matti Maltamo, Erik Næsset, Jari Vauhkonen, Forestry Applications of Airborne Laser Scanning-Concepts and Case Studies, Springer, Dordrecht, 2016, Reprint Edition. ISBN 978-94-017-8662-1
3. Michael Renslow, Manual of Airborne Topographic LiDAR, The American Society for Photogrammetry and Remote Sensing, 2013

COs- PO's & PSO's MAPPING

PO	Graduate Attribute	Course Outcome					Average
		CO1	CO2	CO3	CO4	CO5	
PO1	Engineering Knowledge	3	3	3	3	3	3
PO2	Problem Analysis			3	3		3
PO3	Design/Development of Solutions			3	2	2	3
PO4	Conduct Investigations of Complex Problems			3	3		3
PO5	Modern Tool Usage				3	3	3
PO6	The Engineer and Society					3	3
PO7	Environment and Sustainability						
PO8	Ethics						
PO 9	Individual and Team Work						
PO10	Communication						
PO11	Project Management and Finance					3	3
PO12	Life-long Learning			3		3	3
PSO1	Knowledge of Geoinformatics discipline	3	3	3	3	3	3
PSO2	Critical analysis of Geoinformatics Engineering problems and innovations			3	3		3
PSO3	Conceptualization and evaluation of Design solutions			3		3	3

CE3024**HYDROGRAPHIC SURVEYING****L T P C****3 0 0 3****COURSE OBJECTIVES**

- To provide the necessary knowledge and practical instrument operational and data processing skills needed for them to confidently accomplish a bathymetric survey in the real world
- To develop students' critical and creative thinking, as well as cooperative attitudes & behaviour of working with others.

UNIT I INTRODUCTION, TIDES AND DATUMS**9**

Overview of hydrographic surveying concepts- bathymetric and nautical charts- Basic tidal theory- tidal observations and predictions - common types of recording tide gauges - different vertical datums - Indian tides.

UNIT II SOUNDINGS**9**

Overview of depth data types- Working principle of echo sounders - characteristics and nature of underwater acoustic signals – transducers - error sources and calibrations- Advanced instrumentation.

UNIT III NAVIGATION AND POSITION FIXING**9**

Horizontal positioning methods and requirements - concept of line and surface of position - positioning and navigation using satellite positioning systems - differential GPS and Real-time kinematic (RTK)

UNIT IV PLANNING AND DATA PROCESSING**9**

General considerations for planning of an inshore hydrographic survey - ground and track control - practical soundings in inshore and coastal surveys - data processing and chart compilation - hydrographic software packages for data collection - processing and plotting.

UNIT V MARINE ENVIRONMENTAL MEASUREMENTS**9**

Methods of measuring and recording of currents - composition of the sea bed - and solids in suspension - Case Studies (The role of the hydrographic surveyor on different marine projects)

TOTAL: 45 PERIODS**COURSE OUTCOMES:**

On completion of the course, the student is expected to be able to

CO1 Learn the fundamentals of hydrographic surveying

CO2 Identify the appropriate techniques for different types of survey

CO3 Understand the various options available during the Navigation

CO4 Analyze the data collected from a survey and assess its quality against the project requirements

CO5 Discuss the different roles for a hydrographic surveyor on marine projects

TEXTBOOK:

1. U.S. Army Corps of Engineers, (2002), Hydrographic Surveying, Document No. EM 1110-2-1003.

REFERENCES

- de Jong, C. D., Lachapelle, G., Skone, S. & Elema, I. A. (2002), Hydrography, Delft University Press, The Netherlands.
- Ingham, A. E. (1992), Hydrography for the Surveyor and Engineer, 3rd Edition revised by Abbott V. J., Blackwell Science.
- International Hydrographic Organisation (1998), IHO Standards for Hydrographic Surveying (S-44), IHB Monaco.
- Loweth, R. P. (1997), Manual of Offshore Surveying for Geoscientists and Engineers Chapman & Hall.
- Pugh, D. (2004), Changing Sea Levels – Effects of Tides, Weather and Climate, Cambridge University Press.
- Sonnenberg, G. J. (1988), Radar and Electronic Navigation, Butterworths.

COs- PO's & PSO's MAPPING

PO/PSO		Course Outcome					Overall Correlation of Cos to POs
		CO1	CO2	CO3	CO4	CO5	
PO1	Knowledge of Engineering Sciences	3	3	3	3	3	3
PO2	Problem Analysis			2	3	2	2
PO3	Design / development of Solutions			3	3	3	3
PO4	Investigations			3	3	3	3
PO5	Usage of Modern Technology			3	3	3	3
PO6	Individual and Team work				3	3	3
PO7	Communication			3	3	3	3
PO8	Engineer and Society		3	3	3	3	3
PO9	Ethics					3	3
PO10	Environment and Sustainability				3	3	3
PO11	Project Management and Finance				3	3	3
PO12	Life Long Learning			3	3	3	3
PSO1	Knowledge of Geoinformatics discipline	3	3	3	3	3	3
PSO2	Critical analysis of Geoinformatics Engineering problems and innovations	2	3	3	3	3	3
PSO3	Conceptualization and evaluation of engineering solutions to Geoinformatics engineering issues.	3	3	3	3	3	3

VERTICAL V: TRANSPORTATION INFRASTRUCTURE**CE3025****AIRPORTS AND HARBOURS****LT P C****3 0 0 3****COURSE OBJECTIVE:**

- To introduce the students about airport planning, design, construction and planning design principles of seaport

UNIT I AIRPORT PLANNING**7**

Air transport characteristics - airport classification – ICAO - airport planning: Site selection typical Airport Layouts, Case Studies, parking and Circulation Area

UNIT II AIRPORT COMPONENTS**9**

Airport Classification, Planning of Airfield Components – Runway, Taxiway, Apron, Hangar- Passenger Terminals- Geometric design of runway and taxiways-Runway pavement Design- Difference between Highway and airport pavements- Introduction to various design methods- Airport drainage.

UNIT III AIRPORT DESIGN**10**

Runway Design: Orientation, Wind Rose Diagram, Problems on basic and Actual Length, Geometric Design – Elements of Runway Design – Airport Zones – Passenger Facilities and Services – Runway and Taxiway Markings- Air Traffic Control Tower- Instrumental Landing.

UNIT IV SEAPORTS COMPONENTS AND CONSTRUCTION**10**

Definition of Basic Terms: Harbor, Port, Satellite Port, Docks- Dry and Floating Dock, Waves and Tides – Planning and Design of Harbors: Harbour Layout and Terminal Facilities – Coastal Structures: Piers, Break waters, Wharves, Jetties, Quays, Spring Fenders, Dolphins Floating Landing Stage – Navigational Aids-Inland Water Transport.

UNIT V SEAPORT REGULATIONS AND EIA**9**

Wave action on Coastal Structures and Shore Protection and Reclamation – Coastal Regulation Zone, 2011-EIA – methods of impact analysis and its process

TOTAL: 45 PERIODS**COURSE OUTCOMES**

CO1 Gain an insight on the planning and site selection of Airport Planning and design.

CO2 Knowledge on Design of various Airport components

CO3 Analyze and design the elements for orientation of runways and passenger facility systems.

CO4 Understand the various features in Harbours and Ports, their construction, coastal protection works

CO5 Knowledge on various Environmental Regulations and Acts

TEXTBOOKS:

1. Khanna.S.K. Arora.M.G and Jain.S.S, Airport Planning and Design, Nemachand and Bros, Roorkee,1994
2. Robert Honjeff and Francis X.Mckelvey, "Planning and Design of Airports", McGraw Hill, New York,1996 2. Richard De Neuffille and Amedeo Odoni, "Airport Systems Planning and Design", McGraw Hill, New York,2003
3. Subramanian K.P., Highways, Railways, Airport and Harbour Engineering, Scitech Publications (India), Chennai, 2010

REFERENCES:

1. Venkatramaiah. C., Transportation Engineering-Vol.2 Railways, Airports, Docks and Harbours, Bridges and Tunnels.,Universities Press (India) Private Limited, Hyderabad, 2015.
2. Mundrey J S, Railway Track Engineering, McGraw Hill Education (India) Private Ltd, New Delhi, 2013.

COs- PO's & PSO's MAPPING

PO/PSO		Course Outcome					Over all Correlation of COs to POs
		CO1	CO2	CO3	CO4	CO5	
PROGRAM OUTCOMES (PO)							
PO1	Knowledge of Engineering Sciences		3		3	3	3
PO2	Problem analysis	3	3	3	3	2	3
PO3	Design / development of solutions	3		3		3	3
PO4	Investigation	2	2	2	2	3	2
PO5	Modern Tool Usage	3	2	3	2		2
PO6	Engineer and Society		3		3		3
PO7	Environment and sustainability	2	2	2	2	2	2
PO8	Ethics	3	1	3	1		3
PO9	Individual and Team work		2		2		2
PO10	Communication						
PO11	Project Management and Finance	1		1		1	1
PO12	Life Long Learning	2	2	2	2		2
PROGRAM SPECIFIC OUTCOMES (PSO)							
PSO1	Knowledge of Civil Engineering discipline	3	3	3	3	2	3
PSO2	Critical analysis of Civil Engineering problems and innovation	2	3	3	2	2	3
PSO3	Conceptualization and evaluation of engineering solutions to Civil Engineering Issues	2	3	2	3	3	3

CE3026**TRAFFIC ENGINEERING AND MANAGEMENT****L T P C****3 0 0 3****COURSE OBJECTIVE**

- To give an overview of Traffic engineering, various surveys to be conducted, traffic Regulation, management and traffic safety

UNIT I TRAFFIC SURVEYS AND ANALYSES**8**

Traffic characteristics: Human, vehicular, and Pavement Characteristics, Problems- presentation of traffic volume data, Annual Average Daily Traffic, Average Daily Traffic, Design hourly traffic volume; Speed- spot speed, presentation of spot speed data, speed and delay studies, methods of conducting spot-speed studies and Speed and Delay studies; Problems Origin and Destination – methods of conducting the survey and presentation of data; parking surveys, presentation of data and analyses, determination of parking demand; Accident studies and analyses; Different problems.

UNIT II TRAFFIC FLOW AND ROADWAY CAPACITY**8**

Traffic Flow Characteristics – Basic traffic manoeuvres, Traffic stream flow characteristics, Speed-Flow- Density Relations; Passenger Car Units – Mixed traffic flow and related issues – Concept of PCU value- Factors affecting PCU values- Recommended PCU values for different conditions; Capacity and Level of Service – Factors affecting practical capacity – Design Service Volumes

UNIT III COST – EFFECTIVE TRAFFIC MANAGEMENT TECHNIQUES**10**

Traffic System Management: Regulatory Techniques- one way street, Reversible Street, Reversible lane, Turning moment restrictions, closing streets; Traffic Control Devices – Traffic Signs – Road Markings, Traffic Signals, Miscellaneous traffic control devices; Traffic Segregation – Vehicle

segregation, Pedestrian segregation, Traffic signals design; Bus Priority Techniques – Priority manoeuvres – With-flow bus lane and contra-flow bus lane; Self- Enforcing Techniques- Demand Management Techniques (TDM) Road pricing, parking control, Tolls, Staggering of office/educational institution hours.

UNIT IV DESIGN OF ROAD INTERSECTIONS

10

Importance and Classification; Intersections at-grade – uncontrolled, channelised; Rotary intersections (problems)- Signalised intersections (problems)- Grade Separated Intersections – merits and demerits, types, pattern of intersections with different types of interchanges- Capacity, Concept diagrams.

UNIT V DESIGN OF PARKING AND PEDESTRIAN FACILITIES AND CYCLE TRACKS 9

Parking: Need for parking studies and its ill effects- Parking Standards for different land uses, different types of parking - Conceptual plans for different types of parking; **Pedestrians:** Importance, Barriers, Behaviour, Pedestrian facilities – Principles of planning, Level of Service (LoS), Design standards.; **Cycle Tracks:** Principles of design, Design criteria, Design standards for Rural Expressways.

TOTAL: 45 PERIODS

COURSE OUTCOMES

- CO1** Apply the knowledge of science and engineering fundamentals in conducting traffic surveys, analyze the problems and relating it with standards
- CO2** Understand the principles of traffic flow characteristics and their relationships
- CO3** Understand various traffic management measures in addressing the demand Pricing and ITS applications.
- CO4** Designing various types of control and regulatory measures to meet an efficient traffic network.
- CO5** Understand various type of facilities and plan for Non Motorised Transport

TEXT BOOKS:

1. Kadiyali. L.R. Traffic Engineering and Transport Planning, Khanna Publishers, Delhi, 2019.
2. Khanna .K and Justo C.E.G. and Veeraragavan, A Highway Engineering, Nem Chand Bros., Roorkee, Revised 10th Edition, 2014.
3. Srinivasa Kumar, "Introduction to Traffic Engineering", Universities Press, 2018
4. Partha Chakroborty and Animesh Das Principles of Transportation Engineering, PHI Learning Pvt. Ltd., 2011.
5. Papacosta.P.S and Prevedouros.P.D, " Transportation Engineering and Planning, third edition, 2015

REFERENCES

1. Indian Roads Congress (IRC) Specifications: Guidelines and special publications on Traffic Planning and Management.
2. Khanna S. K, and others, Highway Engineering, Nam Chand & Bros, Roorkee, 2014, Pages 177 – 308.
3. C. JotinKhisty, Kent Lall, Transportation Engineering: An Introduction, Prentice Hall, 1998
4. Taylor MAP and Young W, Traffic Analysis – New Technology and New Solutions, Hargreen Publishing Company , 1998.
5. Salter. R.I and Hounsell N.B, Highway Traffic Analysis and design, Macmillan Press Ltd.1996.
6. Roger P.Roess, William R.Mcshane and Elena S.Prassas, Traffic Engineering-Second Edition, Prentice Hall Publishers,, Upper Saddle River, New Jersey 1998

COs- PO's & PSO's MAPPING

PO/PSO		Course Outcome					Over all Correlation of COs to POs
		CO1	CO2	CO3	CO4	CO5	
PROGRAM OUTCOMES (PO)							
PO1	Knowledge of Engineering Sciences	3	3	3	2	2	3
PO2	Problem analysis	2	3	2	3	2	2
PO3	Design / development of solutions	2	3	3	3	1	3
PO4	Investigation	2	3	2	3	1	2
PO5	Modern Tool Usage	1	3	1	3	1	2
PO6	Engineer and Society	1	2	1	2	2	2
PO7	Environment and sustainability	1	1	1	2	3	1
PO8	Ethics	1	2	2	2	3	2
PO9	Individual and Team work	2	3	2	2	1	2
PO10	Communication	2		3	3	1	2
PO11	Project Management and Finance	3	3	2	3	2	3
PO12	Life Long Learning	1	1	1	1	1	1
PROGRAM SPECIFIC OUTCOMES (PSO)							
PSO1	Knowledge of Civil Engineering discipline	3	3	2	2	2	2
PSO2	Critical analysis of Civil Engineering problems and innovation	3	2	2	3	2	2
PSO3	Conceptualization and evaluation of engineering solutions to Civil Engineering Issues	3	3	2	3	2	3

CE3027**URBAN PLANNING AND DEVELOPMENT****L T P C
3 0 0 3****COURSE OBJECTIVE:**

- To enable students to have the knowledge on planning process and to introduce to the students about the regulations and laws related to Urban Planning.

UNIT I INTRODUCTION**7**

Definition of Human settlement, Urban area, Town, City, Metropolitan City, Megalopolis, Urbanisation, Urbanism, Suburbanisation, Urban sprawl, Peri-urban areas, Central Business District (CBD), Urban Agglomeration, Census definition of urban settlements, Classification of urban areas –Positive and negative impacts of urbanisation, - Atal Mission for Rejuvenation and Urban Transformation (AMRUT)

UNIT II PLANNING PROCESS AND THEORIES**10**

Principles of Planning –Stages in Planning Process – Goals, Objectives, Delineation of Planning Areas, Draft Plans, Evaluation, Final Plan. Planning Theories - Garden City Concept, Geddesian Triad by Patrick Geddes, Modernism Concept by Le-Corbusier, Radburn Concept, Neighbourhoods, Theories of Ekistics, Bid-rent Theory by William Alonso, Green Belt Concept

UNIT III DEVELOPMENT PLANS, PLAN FORMULATION AND EVALUATION**10**

Types of plans – Regional Plan, Master Plan, Structure Plan, Detailed Development Plan, New Town/ Satellite town- Development Plan, urban nodes, Smart City Plan -Scope and Content of Regional Plan (RP), Master Plan (MP), and the Detailed Development Plan (DDP), Methodologies for the preparation of the RP, MP, and the DDP – Case Studies.

UNIT IV PLAN IMPLEMENTATION**10**

Planning Standards, Project Formulation and evaluation; Project Report preparation and presentation; Legal, Financial and Institutional constraints – Problems due to multiple laws, rules and institutions; Financing of Urban Development Projects; Urban planning agencies and their functions in the plan formulation and implementation. –

UNIT V URBAN AND REGIONAL PLANNING LEGISLATIONS, REGULATIONS AND DESIGNS**8**

Town and Country Planning, Local Bodies and Land Acquisition Acts, Development and Building Rules, Site analyses, Layouts and Buildings Design.

TOTAL: 45 PERIODS**COURSE OUTCOMES**

CO1 Understand the basic issues and meaning of terminologies in urban planning

CO2 Understand the different types of theories of urban planning and city development.

CO3 Understand the different types of plan, their strategies and their preparation process.

CO4 Comprehend the planning standards, evaluate the constraints and the financial mechanism

CO5 Knowledge on various town and country planning acts and their functions.

TEXTBOOKS:

1. Goel, S.L Urban Development and Management, Deep and Deep publications, New Delhi 2002
2. George Chadwick, A Systems view of planning, Pergamon press, Oxford 1978
3. Singh V.B, Revitalised Urban Administration in India, Kalpaz publication, Delhi, 2001
4. Edwin S.Mills and Charles M.Becker, Studies in Urban development, A World Bank publication, 1986

REFERENCES

1. Tamil Nadu Town and Country Planning Act 1971, and Rules made thereunder, Government of Tamil Nadu, Chennai
2. Thooyavan, K.R., Human Settlements – A Planning Guide to Beginners, M.A Publications, Chennai, 2005
3. Chennai City Municipal Corporation Act, 1919 and Tamil Nadu District Municipalities Act, 1920
4. The Right to Fair Compensation and Transparency in Land Acquisition, Rehabilitation and Resettlement Act, 2013
5. The Tamil Nadu Combined Development and Building Rules, 2019
6. Urban & Regional Development Plans Formulation & Implementation (URDPFI) Guidelines, Vol I & II, Jan 2015, Govt of India, Ministry of Urban Development
7. <http://.moud.gov.in>

COs- PO's & PSO's MAPPING

PO/PSO		Course Outcome					Over all Correlation of COs to POs
		CO1	CO2	CO3	CO4	CO5	
PROGRAM OUTCOMES(PO)							
PO1	Knowledge of Engineering Sciences	3	2	3		3	3
PO2	Problem analysis					2	2
PO3	Design / development of solutions		3	3	2	1	2
PO4	Investigation		2		2	2	2
PO5	Modern Tool Usage				2		2
PO6	Engineer and Society	3	3	2		3	3
PO7	Environment and sustainability	3	2	3	2	2	2
PO8	Ethics		2		2	2	2
PO9	Individual and Team work	3	2	2	3	2	2
PO10	Communication			2		2	2
PO11	Project Management and Finance	3	3	2	3	3	3
PO12	Life Long Learning		2	1	2	2	2
PROGRAM SPECIFIC OUTCOMES (PSO)							
PSO1	Knowledge of Civil Engineering discipline	3	3	2	2	1	2

PSO2	Critical analysis of Civil Engineering problems and innovation	2	3	2	1	1	2
PSO3	Conceptualization and evaluation of engineering solutions to Civil Engineering Issues	3	2	3	2	2	2

CE3028**SMART CITIES****L T P C
3 0 0 3****COURSE OBJECTIVE:**

- To help the learners to understand the concepts of smart city and to introduce the students about application of technologies in smart cities

UNIT I INTRODUCTION**6**

Urbanisation, need of focused development, role of Authorities, Smart city, Opportunity and Challenges- Smart infrastructures for city- Smart Cities Mission

UNIT II SMART PHYSICAL INFRASTRUCTURE**12**

Infrastructure development in Smart Cities - Physical Infrastructure, Land Use - Compact/mixed-use development, Transit oriented development (TOD); Smart City Management-Transportation Unified governance structure (UMTA). Smart public transportation, Smart parking, Intelligent traffic management, Detour management; Low emission vehicles, Electric Mobility - Environmental projects etc

UNIT III SUSTAINABILITY AND SMART PLANNING**10**

Relationship Between Sustainability and Smart planning - Place making project guidelines- Surveillance, Smart Street Lighting, Intelligent Emergency Services, Intelligent Disaster Forecasting and Management, GIS-based Spatial Decision Support Systems, Smart Communication Services;

UNIT IV APPLICATION OF TECHNOLOGIES IN SMART CITIES**8**

Role of Technologies in Smart Cities - Integrated Command and Control Center (ICCC), Data Analytics, Data driven strategies implementation in smart cities

UNIT V SMART CITIES PROJECT MANAGEMENT**9**

Need for project management, Philosophy and concepts; Project phasing and stages; Project organizational structuring: Planning and Scheduling; Project cost analysis; Procurement and Contracting: PPP: Project Monitoring and Evaluation: Risk Management; Case studies.

TOTAL: 45 PERIODS**COURSE OUTCOMES**

- CO1** Understand the basics of Urbanisation and the role of smart cities.
CO2 Gain knowledge on implementation of smart physical infrastructure.
CO3 Understand the role of smart planning for sustainable development.
CO4 Comprehend the knowledge of Technologies in Smart City planning
CO5 Reviewing the case studies of smart city projects.

REFERENCES

- P Sharma , "Sustainable Smart cities in India, Challenges and Future Perspectives", Springer Link, 2017
- Sameer Sharma,"Smart Cities Unbounded- Ideas and Practice of Smart Cities in India", Bloomsbury India, 2018.
- Binti Singh, ManojParmar, "Smart City in India Urban Laboratory, Paradigm or Trajectory? Routledge India,2019
- <https://smartcities.gov.in/guidelines#block-habikon-content>
- <https://smarnet.niua.org/learn/library>

COs- PO's & PSO's MAPPING

PO/PSO		Course Outcome					Over all Correlation of COs to POs
		CO1	CO2	CO3	CO4	CO5	
PROGRAM OUTCOMES (PO)							
PO1	Knowledge of Engineering Sciences	3	3	3	3	2	3
PO2	Problem analysis	1	3	1	2	2	2
PO3	Design / development of solutions	2	3	3	2	3	3
PO4	Investigation	1	2	2	2	3	2
PO5	Modern Tool Usage	3	1	1	3	2	2
PO6	Engineer and Society	2	3	1	2	2	2
PO7	Environment and sustainability	3	3	3	3	2	3
PO8	Ethics	1	2	3	2	2	2
PO9	Individual and Team work	1	3	2	3	3	2
PO10	Communication	2	1	2	1	3	2
PO11	Project Management and Finance	2	3	3	3	2	3
PO12	Life Long Learning	1	1	2	2	2	2
PROGRAM SPECIFIC OUTCOMES (PSO)							
PSO1	Knowledge of Civil Engineering discipline	3	3	3	3	2	3
PSO2	Critical analysis of Civil Engineering problems and innovation	3	3	2	2	3	3
PSO3	Conceptualization and evaluation of engineering solutions to Civil Engineering Issues	2	3	3	2	3	3

CE3029**INTELLIGENT TRANSPORTATION SYSTEMS****L T P C**
3 0 0 3**COURSE OBJECTIVE:**

- To learn the fundamentals of ITS.
- To study the ITS functional areas
- To have an overview of ITS implementation in developing countries

UNIT I INTRODUCTION TO ITS**7**

Fundamentals of ITS: Definition of ITS, Challenges in ITS Development-Purpose of ITS Deployment-Benefits of ITS- Overview of application of ITS in Transportation Planning

UNIT II DATA COLLECTION THROUGH ITS**9**

Sensors & its application in traffic data collection - Elements of Vehicle Location and Route Navigation and Guidance concepts; ITS Data collection techniques – vehicle Detectors, Automatic Vehicle Location (AVL), Automatic Vehicle Identification (AVI), GIS, RFID, video data collection, Internet of Things (IOT)

UNIT III ITS IN TRAFFIC MANAGEMENT**10**

ITS User Needs and Services and Functional areas –Introduction, Advanced Traffic Management systems (ATMS), Advanced Traveler Information systems (ATIS), Advanced Vehicle Control systems (AVCS), Advanced Public Transportation systems (APTS), Advanced Rural Transportation systems (ARTS)- Autonomous Vehicles- Autonomous Intersections

UNIT IV ITS IN TRANSPORTATION PLANNING**10**

ITS and safety, ITS and security- Traffic and incident management systems; ITS and sustainable mobility, travel demand management, electronic toll collection, ITS and road-pricing.; Transportation network operations – public transportation applications- Weight –in Motion

UNIT V ITS APPLICATION IN LOGISTICS**9**

Commercial vehicle operations and intermodal freight-Fleet Management- IT application in freight logistics-E commerce

TOTAL: 45 PERIODS**COURSE OUTCOMES**

- CO1** Understand the fundamentals of ITS and its benefits.
CO2 Gain knowledge on data collection using sensors and its applications.
CO3 Acquainted with the knowledge of ITS in Traffic Management
CO4 Application of ITS in Transportation Planning
CO5 Able to gain knowledge on application of ITS in Logistics

TEXT BOOKS:

1. R. Srinivasa Kumar,"Intelligent Transportation Systems", Universities Press P Ltd, Telangana, 2022.

REFERENCES:

1. Intelligent Transport Systems, Intelligent Transportation Primer, Washington, US,2001.
2. Henry F.Korth, and Abraham Siberschatz, Data Base System Concepts, McGraw Hill,1992.
3. TurbanE., "Decision Support and Export Systems Management Support Systems", Maxwell Macmillan,1998.
4. Sitausu S. Mittra, "Decision Support Systems–Tools and Techniques", John Wiley, New York,1986.
5. Cycle W.Halsapple and Andrew B.Winston, "Decision Support Systems–Theory and Application", Springer Verlog, New York, 1987
6. ITS Hand Book 2000: Recommendations for World Road Association (PIARC) by Kan Paul Chen, John Miles.

COs- PO's & PSO's MAPPING

PO/PSO		Course Outcome					Over all Correlation of COs to POs
		CO1	CO2	CO3	CO4	CO5	
PROGRAM OUTCOMES(PO)							
PO1	Knowledge of Engineering Sciences	2	2	2	2	3	2
PO2	Problem analysis	1	2	1	2	2	2
PO3	Design / development of solutions		1	2	1	1	2
PO4	Investigation	2	3	2	3	3	3
PO5	Modern Tool Usage	3	3	3	3	3	3
PO6	Engineer and Society	2	2	2	2	2	2
PO7	Environment and sustainability	2	2	1	1	1	2
PO8	Ethics	1	2	1	1	2	2
PO9	Individual and Team work	3	3	3	3	3	3
PO10	Communication	1	2	2	1	2	2
PO11	Project Management and Finance	2	3	1	3	3	3
PO12	Life Long Learning	2	2	1	2	2	2
PROGRAM SPECIFIC OUTCOMES (PSO)							
PSO1	Knowledge of Civil Engineering discipline	2	2	3	3	3	3
PSO2	Critical analysis of Civil Engineering problems and innovation	2	2	2	3	2	2
PSO3	Conceptualization and evaluation of engineering solutions to Civil Engineering Issues	2	2	3	2	3	3

CE3030

PAVEMENT ENGINEERING

L T P C
3 0 0 3**COURSE OBJECTIVE:**

- Student gains knowledge on various IRC guidelines for designing rigid and flexible pavements. Further, the student will be in a position to assess quality and serviceability conditions of roads.

UNIT I PAVEMENT MATERIALS AND SUBGRADE ANALYSIS**8**

Introduction – Pavement as layered structure – Pavement types -rigid and flexible-Subgrade analysis- Stress and deflections in pavements- Pavement Materials and Testing- Modified Binders.

UNIT II DESIGN OF FLEXIBLE PAVEMENTS**10**

Flexible pavement design – Advantages and disadvantages -Factors influencing design of flexible pavement, Empirical – Mechanistic empirical and theoretical methods – Design procedure as per IRC guidelines – Design and specification of rural roads.

UNIT III DESIGN OF RIGID PAVEMENTS**9**

Cement concrete pavements Factors influencing CC pavements – Modified Westergaard approach – Design procedure as per IRC guidelines – Concrete roads and their scope in India.

UNIT IV PAVEMENT CONSTRUCTION, EVALUATION AND MAINTENANCE**10**

Construction Techniques practice of flexible and concrete pavement Pavement Evaluation - Causes of distress in rigid and flexible pavements – Evaluation based on Surface Appearance, Cracks, Patches and Pot Holes, Undulations, Raveling, Roughness, Skid Resistance. Structural Evaluation by Deflection Measurements - Pavement Serviceability index, - Pavement maintenance (IRC Recommendations only).

UNIT V STABILIZATION OF PAVEMENTS**8**

Stabilization with special reference to highway pavements – Choice of stabilizers – Testing and field control - Stabilization for rural roads in India – Use of Geosynthetics in roads.

TOTAL: 45 PERIODS**COURSE OUTCOMES**

- CO1** Get knowledge about types of rigid and flexible pavements.
CO2 Able to design of rigid pavements
CO3 Able to design of flexible pavements.
CO4 Determine the causes of distress in rigid and flexible pavements.
CO5 Understand stabilization of pavements, testing and field control.

TEXTBOOKS:

1. Khanna, S.K. and Justo C.E.G. and Veeraragavan, A, "Highway Engineering", New Chand and Brothers, Revised 10th Edition, 2014.
2. Kadiyali, L.R., "Principles and Practice of Highway Engineering", Khannatech. Publications, New Delhi, 2015.

REFERENCES:

1. Yoder, R.J. and Witchak M.W. "Principles of Pavement Design", John Wiley 2000.
2. Guidelines for the Design of Flexible Pavements, IRC-37-2012, The Indian roads Congress, New Delhi.
3. Guideline for the Design of Rigid Pavements for Highways, IRC 58-2018, The Indian Road Congress, New Delhi.

COs- PO's & PSO's MAPPING

PO/PSO		Course Outcome					Over all Correlation of Cos to POs
		CO1	CO2	CO3	CO4	CO5	
PROGRAM OUTCOMES (PO)							
PO1	Knowledge of Engineering Sciences	3	1	3	2	3	3
PO2	Problem analysis			3	3	2	3
PO3	Design / development of solutions		3	3	2	1	3

PO4	Investigation			2	2	1	2
PO5	Modern Tool Usage		2	3	2	2	2
PO6	Engineer and Society	3			3	3	3
PO7	Environment and sustainability	1	1	2	3	1	2
PO8	Ethics			3	3	3	3
PO9	Individual and Team work	2	2				2
PO10	Communication					1	1
PO11	Project Management and Finance			2	3	3	3
PO12	Life Long Learning		2	3	3	3	3
PROGRAM SPECIFIC OUTCOMES (PSO)							
PSO1	Knowledge of Civil Engineering discipline	3	3	3	3	2	3
PSO2	Critical analysis of Civil Engineering problems and innovation	2	3	3	3	1	3
PSO3	Conceptualization and evaluation of engineering solutions to Civil Engineering Issues		1	1	2	2	2

CE3031

TRANSPORTATION PLANNING PROCESS

L T P C

3 0 0 3

COURSE OBJECTIVE:

- To impart knowledge in the rudiments and stages in Transportation Planning Process

UNIT I TRANSPORTATION PLANNING PROCESS**8**

Importance of transportation planning, Integration of Land Use and Transport; Systems Approach to Transport Planning; Four Steps in the Transport Planning Process; Travel Demand Modelling Approach; Traffic Analyses Zones – internal and external; Various Transportation Surveys for the collection of data – methodology, analyses of data and presentation of results.

UNIT II TRIP GENERATION STAGE**9**

Definition and importance; Trip Production and Attraction, Types of trips; Factors governing trip generation: population related data, land and building use, socio-economic, Trip generation models: Types, Assumptions made, Multiple Linear Regression, category analysis- merits and de-merits of the model, verification, calibration and validation of the model.

UNIT III TRIP DISTRIBUTION STAGE**10**

Definition and objective; Data collection, analyses and presentation of trip matrix table, Desire Line Diagram, Development of Gravity, growth factor methods for Trip Distribution, Calibration of gravity model and its validation.

UNIT IV MODAL SPLIT-STAGE**9**

Factors influencing mode choice - Household characteristics; Zonal Characteristics; Network characteristics - Modal split: pre distribution or post distribution - Mode wise trip matrix and modal split analyses- Overview of Probit and Logit model

UNIT V TRAFFIC ASSIGNMENT STAGE**9**

Meaning and objective; General principles; Assignment Techniques- all-or-nothing assignments, multiple route assignment, capacity restraint, diversion curves, Trip assignment route selection; Mode-wise trip matrices; element of transportation network, nodes and links, speed flow curves, minimum path trees

TOTAL: 45 PERIODS**COURSE OUTCOMES**

- CO1** Understand the principles of the transportation planning process and methods of data collection.
- CO2** Acquainted with the trip production, trip attraction models and calibration.

CO3 Acquainted with the trip production, trip attraction models and calibration.

CO4 Able to understand trip distribution models and its application.

CO5 Gain knowledge on the mode choice behaviour and mode split models.

TEXTBOOKS:

1. Kadiyali. L.R., Traffic Engineering and Transport Planning, Khanna Publishers, Delhi, 2019.
2. C.S. Papacostas and P.D. Prevedouros, Transportation Engineering and Planning, Prentice Hall of India Pvt. Ltd., 2009.
3. Michael J.Bruton, Introduction to Transportation Planning, Hutchinson, London, 1995.

REFERENCES

1. J D Ortuzar and L G Willumnsen. Modeling Transport. John Wiley and Sons, New York, 2011.
2. John W. Dickey, Metropolitan Transportation Planning, Tata McGraw Hill Publishing Company Ltd., New Delhi, 1990.
3. C. JotinKhisty, Kent Lall, Transportation Engineering: An Introduction, Prentice Hall, 1998
4. Juan de Dios Ort zar and Luis G. Willumsen, Modelling Transport, John Wiley & Sons 2001
5. Chennai Comprehensive Traffic Study, Chennai Metropolitan Development Authority, 2007.
6. James H.Banks, Introduction to Transportation Engineering, Tata McGraw Hill Education Pvt Ltd, 2010

COs- PO's & PSO's MAPPING

PO/PSO		Course Outcome					Over all Correlation of COs to POs
		CO1	CO2	CO3	CO4	CO5	
PROGRAM OUTCOMES (PO)							
PO1	Knowledge of Engineering Sciences	1	2	2	2		2
PO2	Problem analysis	2	3	3	2		2
PO3	Design / development of solutions	2	3	3	3	2	3
PO4	Investigation	3	3	3	2		3
PO5	Modern Tool Usage	2	2	2	2	2	2
PO6	Engineer and Society	2	1	1	2	3	2
PO7	Environment and sustainability	3	2	2	2	2	2
PO8	Ethics	2	1	2	2	2	2
PO9	Individual and Team work	3	1	2	2		2
PO10	Communication	1	1	1	2		1
PO11	Project Management and Finance	3	2	3	3	2	3
PO12	Life Long Learning	1	1	1	1	1	1
PROGRAM SPECIFIC OUTCOMES (PSO)							
PSO1	Knowledge of Civil Engineering discipline	3	2		1		2
PSO2	Critical analysis of Civil Engineering problems and innovation	2	1	1		2	2
PSO3	Conceptualization and evaluation of engineering solutions to Civil Engineering Issues	3	1	2		2	2

VERTICAL VI: ENVIRONMENT

CE3032	CLIMATE CHANGE ADAPTATION AND MITIGATION	L	T	P	C
		3	0	0	3

COURSE OBJECTIVE:

- To impart knowledge on the global warming, the impact of climate change on society and the adaptation and mitigation measures to the students

UNIT I INTRODUCTION 9

Atmosphere – weather and Climate - climate parameters – Temperature, Rainfall, Humidity, Wind – Global ocean circulation – El Nino and its effect - Carbon cycle

UNIT II ELEMENTS RELATED TO CLIMATE CHANGE 7

Greenhouse gases - Total carbon dioxide emissions by energy sector – industrial, commercial, transportation, residential – Impacts – air quality, hydrology, green space - Causes of global and regional climate change – Changes in patterns of temperature, precipitation and sea level rise – Greenhouse effect

UNIT III IMPACTS OF CLIMATE CHANGE 10

Effects of Climate Changes on living things – health effects, malnutrition, human migration, socioeconomic impacts- tourism, industry and business, vulnerability assessment- infrastructure, population and sector – Agriculture, forestry, human health, coastal areas

UNIT IV MITIGATING CLIMATE CHANGE 9

IPCC Technical Guidelines for Assessing Climate Change Impact and Adaptation -Identifying adaption options – designing and implementing adaption measures – surface albedo environment-reflective roofing and reflective paving – enhancement of evapotranspiration - tree planting programme – green roofing strategies – energy conservation in buildings – energy efficiencies – carbon sequestration.

UNIT V ALTERNATE FUELS AND RENEWABLE ENERGY 10

Energy source – coal, natural gas – wind energy, hydropower, solar energy, nuclear energy, geothermal energy – biofuels – Energy policies for a cool future - Energy Audit.

TOTAL: 45 PERIODS**COURSE OUTCOMES**

The students completing the course will have

- CO1** an insight into carbon cycle, physical basis of the natural greenhouse effect, including the meaning of the term radiative forcing, climate change, global warming and measures to adapt and to mitigate the impacts of climate change
- CO2** understanding on the growing scientific consensus established through the IPCC as well as the complexities and uncertainties
- CO3** ability to plan climate change mitigation and adaptation projects including the use of alternate fuels and renewable energy
- CO4** Gain in-depth knowledge on climate models
- CO5** Post process the model outputs for climate impact assessment, know about adaptation strategies

TEXTBOOKS:

- Ruddiman W.F, freeman W.H. and Company, “Earth’s Climate Past and Future”, 2001
- Velma. I. Grover “Global Warming and Climate” Change. Vol I an II. Science Publishers, 2005.
- Dash Sushil Kumar, “Climate Change – An Indian Perspective”, Cambridge University Press India Pvt. Ltd, 2007

REFERENCES:

1. IPCC Fourth Assessment Report, Cambridge University Press, Cambridge, UK, 2007
2. Thomas E, Lovejoy and Lee Hannah "Climate Change and Biodiversity", TERI Publishers, 2005
3. Jan C. van Dam, Impacts of "Climate Change and Climate Variability on Hydrological Regimes", Cambridge University Press, 2003.

COs- PO's & PSO's MAPPING

PO/PSO		Course Outcome					Over all Correlation of COs to POs
		CO1	CO2	CO3	CO4	CO5	
PROGRAM OUTCOMES (PO)							
PO1	Knowledge of Engineering Sciences			2	2		2
PO2	Problem analysis	3		3		3	3
PO3	Design / development of solutions				2		2
PO4	Investigation			2	2		2
PO5	Modern Tool Usage			3	3	3	3
PO6	Engineer and Society		2			2	2
PO7	Environment and sustainability		3				3
PO8	Ethics						
PO9	Individual and Team work				3	3	3
PO10	Communication	1				2	1
PO11	Project Management and Finance					3	3
PO12	Life Long Learning	2		3		2	2
PROGRAM SPECIFIC OUTCOMES (PSO)							
PSO1	Knowledge of Civil Engineering discipline		2				2
PSO2	Critical analysis of Civil Engineering problems and innovation					2	2
PSO3	Conceptualization and evaluation of engineering solutions to Civil Engineering Issues		3				3

PROGRESS THROUGH KNOWLEDGE

CCE331**AIR AND NOISE POLLUTION CONTROL ENGINEERING****L T P C
3 0 0 3****COURSE OBJECTIVE:**

- To impart knowledge on the sources, effects and control techniques of air pollutants and noise pollution.

UNIT I GENERAL**9**

Atmosphere as a place of disposal of pollutants – Air Pollution – Definition - Air Pollution and Global Climate - Units of measurements of pollutants - Air quality criteria - emission standards - National ambient air quality standards - Air pollution indices - Air quality management in India.

UNIT II SOURCES, CLASSIFICATION AND EFFECTS**9**

Sources and classification of air pollutants - Man made - Natural sources - Type of air pollutants - Pollution due to automobiles - Analysis of air pollutants - Chemical, Instrumental and biological methods. Air pollution and its effects on human beings, plants and animals - Economic effects of air pollution - Effect of air pollution on meteorological conditions - Changes on the Meso scale, Micro scale and Macro scale.

UNIT III SAMPLING, METEOROLOGY AND AIR QUALITY MODELLING 9

Sampling and measurement of particulate and gaseous pollutants - Ambient air sampling - Stack sampling. Environmental factors - Meteorology - temperature lapse rate and stability – Adiabatic lapse rate - Wind Rose - Inversion – Wind velocity and turbulence - Plume behavior - Dispersion of air pollutants- Air Quality Modeling.

UNIT IV AIR POLLUTION CONTROL MEASURES 9

Control - Source correction methods - Control equipments - Particulate control methods – Bag house filter - Settling chamber - cyclone separators - inertial devices - Electrostatic precipitator - scrubbers - Control of gaseous emissions - Absorption - Adsorption equipments - adsorption and combustion devices (Theory and working of equipments only).

UNIT V NOISE POLLUTION AND ITS CONTROL 9

Sources of noise – Units and Measurements of Noise - Characterization of Noise from Construction, Mining, Transportation and Industrial Activities, Airport Noise – General Control Measures – Effects of noise pollution – auditory effects, non-auditory effects. Noise Menace– Prevention and Control of Noise Pollution – Control of noise at source, control of transmission, protection of exposed person - Control of other types of Noise Sound Absorbent

TOTAL: 45 PERIODS

COURSE OUTCOMES:

On completion of the course, the student is expected to

- CO1** Understand various types and sources of air pollution and its effects
- CO2** Know the dispersion of air pollutants and their modeling
- CO3** Know about the principles and design of control of particulate pollutants
- CO4** Understand the principles and design of control of gaseous pollutant
- CO5** Know the sources, effects and control of vehicular, indoor air and noise pollution

TEXTBOOKS:

1. C. S. Rao, "Environmental Pollution Control Engineering", Wiley Eastern Limited, 2006.
2. M. N. Rao, H. V. N. Rao, Air pollution, Tata McGraw Hill Pvt Ltd, New Delhi, 2017
3. Dr. Y. Anjaneyulu, "Air Pollution and Control Technologies", Allied publishers Pvt. Ltd., 2019.

REFERENCES:

1. Noel De Nevers, "Air pollution control Engineering", McGraw Hill International Edition, McGraw Hill Inc, New Delhi, 2000.
2. Air Pollution act, India, 1987
3. Peterson and E.Gross Jr., "Hand Book of Noise Measurement", 7th Edition, 1974
4. Mukherjee, "Environmental Pollution and Health Hazards", causes and effects, 1986
5. Antony Milne, "Noise Pollution: Impact and Counter Measures", David & Charles PLC, 1979.
6. Kenneth wark, Cecil F.Warner, "Air Pollution its Origin and Control", Harper and Row Publishers, New York, 1998.

COs- PO's & PSO's MAPPING

CO's	PO's												PSO's		
	1	2	3	4	5	6	7	8	9	10	11	12	1	2	3
1	3				3			2	1	2			2		
2	2			3		2						2	1	2	2
3	2		3		3		1				2		2	2	2
4	2		3		3		1				2		2	2	2
5	3	3	2	3	2					2			2		
Avg.	2	3	3	3	3			2	1	2	2	2	2	2	2

1.low, 2-medium, 3-high, '-'- no correlation

Note: The average value of this course to be used for program articulation matrix

CCE333

ENVIRONMENTAL IMPACT ASSESSMENT

L T P C
3 0 0 3**COURSE OBJECTIVES:**

- To expose the students to the need, methodology, documentation and usefulness of environmental impact assessment and to develop the skill to prepare environmental management plan.
- To participate in the performance of an environmental assessment process (EIA or SEA), given the disciplinary knowledge and skills in natural sciences and engineering the student have achieved in other courses.

UNIT I INTRODUCTION**9**

Historical development of Environmental Impact Assessment (EIA). Environmental Clearance- EIA in project cycle. legal and regulatory aspects in India – types and limitations of EIA –EIA process screening – scoping - terms of reference in EIA- setting – analysis – mitigation. Cross sectoral issues –public hearing in EIA- EIA consultant accreditation.

UNIT II IMPACT IDENTIFICATION AND PREDICTION**10**

Matrices – networks – checklists – cost benefit analysis – analysis of alternatives – expert systems in EIA. prediction tools for EIA – mathematical modelling for impact prediction – assessment of impacts – air – water – soil – noise – biological — cumulative impact assessment

UNIT III SOCIO-ECONOMIC IMPACT ASSESSMENT**8**

Socio-economic impact assessment - relationship between social impacts and change in community and institutional arrangements. factors and methodologies- individual and family level impacts. communities in transition-rehabilitation

UNIT IV EIA DOCUMENTATION AND ENVIRONMENTAL MANAGEMENT PLAN**9**

Environmental management plan - preparation, implementation and review – mitigation and rehabilitation plans – policy and guidelines for planning and monitoring programmes – post project audit – documentation of EIA findings – ethical and quality aspects of environmental impact assessment

UNIT V CASE STUDIES**9**

Mining, power plants, cement plants, highways, petroleum refining industry, storage & handling of hazardous chemicals, common hazardous waste facilities, CETPs, CMSWMF, building and construction projects

TOTAL: 45 PERIODS**COURSE OUTCOMES:****On completion of the course, the student is expected to be able to**

- CO1** carry out scoping and screening of developmental projects for environmental and social assessments
- CO2** explain different methodologies for environmental impact prediction and assessment
- CO3** asses socio-economic investigation of the environment in a project
- CO4** plan environmental impact assessments and environmental management plans
- CO5** knowledge to prepare environmental impact assessment reports for various projects

REFERENCES:

1. Canter, L.W., "Environmental Impact Assessment", McGraw Hill, New York. 1996
2. Lawrence, D.P., "Environmental Impact Assessment – Practical solutions to recurrent problems", Wiley-Interscience, New Jersey. 2003
3. World Bank –Source book on EIA
4. Cutter, S.L., "Environmental Risk and Hazards", Prentice-Hall of India Pvt. Ltd., New Delhi, 1999.
5. Kolluru Rao, Bartell Steven, Pitblado R and Stricoff "Risk Assessment and Management Handbook", McGraw Hill Inc., New York, 1996.
6. K. V. Raghavan and A A. Khan, "Methodologies in Hazard Identification and Risk Assessment", Manual by CLRI, 1990.

7. Sam Mannan, Lees' Loss Prevention in the Process Industries, Hazard Identification, Assessment and Control, 4th Edition, Butterworth Heineman, 2012.

COs- PO's & PSO's MAPPING

CO's	PO's												PSO's		
	1	2	3	4	5	6	7	8	9	10	11	12	1	2	3
1						2	3	3					2		
2	3	2	3	2	2			3	2			1		2	2
3		2	3	2	2			3	2			1		2	
4			3		3	2	2	2	2	1	1			2	2
5	3			2				2							
Avg.	3	2	3	2	2	2	2	3	2	1	1	1	2	2	2

1.low, 2-medium, 3-high, '-'- no correlation

CCE334

INDUSTRIAL WASTEWATER MANAGEMENT

L T P C
3 0 0 3

COURSE OBJECTIVES:

- To impart knowledge on the concept and application of Industrial pollution prevention, cleaner technologies, industrial wastewater treatment and residue management.
- Understand principles of various processes applicable to industrial wastewater treatment
- Identify the best applicable technologies for wastewater treatment from the perspective of yield production.

UNIT I INTRODUCTION

8

Industrial scenario in India– Industrial activity and Environment - Uses of Water by industry – Sources and types of industrial wastewater – Nature and Origin of Pollutants - Industrial wastewater and environmental impacts – Regulatory requirements for treatment of industrial wastewater – Industrial waste survey – Industrial wastewater monitoring and sampling – generation rates, characterization and variables –Toxicity of industrial effluents and Bioassay tests – Major issues on water quality management.

UNIT II INDUSTRIAL POLLUTION PREVENTION & WASTE MINIMISATION

8

Prevention vis a vis Control of Industrial Pollution – Benefits and Barriers – Waste management Hierarchy - Source reduction techniques – Periodic Waste Minimisation Assessments – Evaluation of Pollution Prevention Options – Cost benefit analysis – Pay-back period – Implementing & Promoting Pollution Prevention Programs in Industries.

UNIT III INDUSTRIAL WASTEWATER TREATMENT

10

Flow and Load Equalisation – Solids Separation – Removal of Fats, Oil & Grease- Neutralisation- Removal of Inorganic Constituents – Precipitation, Heavy metal removal, Nitrogen & Phosphorous removal, Ion exchange, Adsorption, Membrane Filtration, Electro dialysis & Evaporation –Removal of Organic Constituents – Biological treatment Processes, Chemical Oxidation Processes, Advanced Oxidation processes – Treatability Studies.

UNIT IV WASTEWATER REUSE AND RESIDUAL MANAGEMENT

9

Individual and Common Effluent Treatment Plants – Joint treatment of industrial and domestic wastewater - Zero effluent discharge systems - Quality requirements for Wastewater reuse Industrial reuse , Present status and issues - Disposal on water and land – Residuals of industrial wastewater treatment – Quantification and characteristics of Sludge – Thickening, digestion, conditioning, dewatering and disposal of sludge – Management of RO rejects.

UNIT V CASE STUDIES**10**

Industrial manufacturing process description, wastewater characteristics, source reduction options and waste treatment flow sheet for Textiles – Tanneries – Pulp and paper – metal finishing – Sugar and Distilleries

TOTAL: 45 PERIODS**COURSE OUTCOMES:**

After completion of this course, the students is expected to be able to,

- CO1** Explain the source and types of industrial wastewater and their environmental impacts and choose the regulatory laws pertaining to environmental protection
- CO2** Identify industrial wastewater pollution and implement pollution prevention, waste minimization in industries
- CO3** Apply knowledge and skills to design industrial wastewater treatment schemes
- CO4** Audit and analyze environmental performance of industries to internal, external client, regulatory bodies and design water reuse management techniques
- CO5** Conduct research to develop effective management systems for industrial wastewater that are technically sound, economically feasible and socially acceptable

REFERENCES:

1. "Industrial wastewater management, Treatment & disposal, Water Environment" Federation Alexandria Virginia, Third Edition, 2008.
2. Lawrence K. Wang, Yung Tse Hung, Howard H. Lo and Constantine Yapijakis "Handbook of Industrial and Hazardous Waste Treatment", Second Edition, 2004.
3. Metcalf & Eddy, Inc., George Tchobanoglous, Franklin L. Burton and H. David Stensel, Wastewater engineering, treatment and reuse, Fourth Edition, McGraw-Hill, 2017
4. Nelson Leonard Nemerow, "Industrial Waste Treatment", Elsevier, 2007.
5. Wesley Eckenfelder W., "Industrial Water Pollution Control", Second Edition, McGraw Hill, 2000.
6. Paul L. Bishop, Pollution Prevention: - Fundamentals and Practice', McGraw Hill International, Boston, 2000.
7. Waste water Treatment for pollution control and reuse by Soli. J. Arceivala, Shyam. R. Asolekar, Tata McGraw Hill, 2007

COs- PO's & PSO's MAPPING

CO's	PO's												PSO's		
	1	2	3	4	5	6	7	8	9	10	11	12	1	2	3
1	3										3	1	2		3
2		3	2	2				3	3	2				2	
3	2	3	3						3	2	2	3		2	3
4	2		3		2		2	3	3						
5	2	3	2	3		1	2			2	3		3		3
Avg.	2	3	3	2	2	1	2	3	3	2	3	2	2	2	3

1.low, 2-medium, 3-high, '-'- no correlation

Note: The average value of this course to be used for program articulation matrix.

CE3033**SOLID AND HAZARDOUS WASTE MANAGEMENT****L T P C****3 0 0 3****COURSE OBJECTIVE**

- To impart knowledge and skills relevant to minimization, storage, collection, transport, recycling, processing and disposal of solid and hazardous wastes including the related regulations, engineering principles, design criteria, methods and equipment.

UNIT I WASTE CLASSIFICATION AND REGULATORY REQUIREMENTS 9

Sources and types of solid and hazardous wastes - need for solid and hazardous waste management – salient features of latest Indian legislations on management and handling of solid wastes, hazardous wastes, biomedical wastes, electronic wastes, construction and demolition wastes, plastics and discarded lead acid batteries – elements of integrated waste management and roles of stakeholders - seven elements and seven step approach to integrated solid waste management planning.

UNIT II WASTE CHARACTERIZATION SOURCE REDUCTION AND RECYCLING 9

Waste sampling and characterization plan - waste generation rates and variation – physical composition, chemical and biological properties – hazardous characteristics – ignitability, corrosivity and TCLP tests –source reduction, segregation and onsite storage of wastes – waste exchange - extended producer responsibility - recycling of plastics, C&D wastes and E wastes.

UNIT III WASTE COLLECTION TRANSPORT AND MATERIAL RECOVERY 9

Door to door collection of segregated solid wastes - analysis of hauled container and stationery container collection systems - compatibility, storage, labeling and handling of hazardous wastes – principles and design of transfer and transport facilities - hazardous waste transport and manifests - mechanical processing and material separation technologies – Size reduction – size separation - density separation - magnetic separation – compaction – principles and design of material recovery facilities – physico chemical treatment of hazardous wastes - solidification and stabilization – case studies on waste collection and material recovery

UNIT IV BIOLOGICAL AND THERMAL PROCESSING OF WASTES 9

Biological and thermos-chemical conversion technologies – composting – biomethanation – incineration – pyrolysis- plasma arc gasification –principles and design of biological and thermal treatment facilities - MSW processes to energy with high-value products and specialty By-products - operation of facilities and environmental controls - treatment of biomedical wastes – case studies and emerging waste processing technologies.

UNIT V WASTE DISPOSAL 9

Sanitary and secure landfills - components and configuration– site selection - liner and cover systems - geo synthetic clay liners and geo membranes - design of sanitary landfills and secure landfills- leachate collection, treatment and landfill gas management – landfill construction and operational controls - landfill closure and environmental monitoring – landfill bioreactors – rehabilitation of open dumps and biomining of dumpsites-remediation of contaminated sites- Case studies

TOTAL: 45 PERIODS**COURSE OUTCOMES:**

On completion of the course, the student is expected to be able to

- CO1** Explain the various functional elements of solid and hazardous waste management including the associated legal, health, safety, and cultural issues as well as responsibilities of different stakeholders
- CO2** Apply the knowledge of science and engineering fundamentals to characterize different types of solid and hazardous wastes, assess the factors affecting variation and assess performance of waste treatment and disposal systems
- CO3** Design of systems and processes to meet specified needs of waste minimization, storage, collection, transport, recycling, processing and disposal.
- CO4** Select appropriate methods for processing and disposal of solid and hazardous wastes, taking into account the impact of the solutions in a sustainability context
- CO5** Conduct research pertinent to solid and hazardous waste management and communicate effectively to different stakeholders as well as engage in independent lifelong learning

REFERENCES:

1. George Tchobanoglous, Hilary Theisen and Samuel A, Vigil, “Integrated Solid Waste Management, Mc-Graw Hill India, First edition, 2015.
2. CPHEEO, “Manual on Municipal Solid waste management, Vol I, II and III, Central Public Health and Environmental Engineering Organisation , Government of India, New Delhi, 2016.

3. William A. Worrell, P. Aarne Vesilind, Christian Ludwig, Solid Waste Engineering – A Global perspective, 3rd Edition, Cengage Learning, 2017.
4. Michael D. LaGrega, Philip L Buckingham, Jeffrey C. Evans and "Environmental Resources Management, Hazardous waste Management", Mc-Graw Hill International edition, New York, 2010.
5. John Pichtel, Waste Management Practices, CRC Press, Taylor and Francis Group, 2014.
6. Gary C. Young, Municipal Solid Waste to Energy Conversion Processes: Economic, Technical, and Renewable Comparisons, Wiley, 2010
7. Cherry P M, Solid and Hazardous Waste Management, CBS publishers and distributors Pvt Ltd, 2018.
8. Rao M.N, Razia Sultana, Sri Harsha Kota, solid and hazardous waste management – Science and Engineering, Butterworth-Heinemann, 2016

COs- PO's & PSO's MAPPING

PO/PSO		Course Outcome					Over all Correlation of COs to POs
		CO1	CO2	CO3	CO4	CO5	
PROGRAM OUTCOMES (PO)							
PO1	Knowledge of Engineering Sciences		3				3
PO2	Problem analysis	3	2		2	2	2
PO3	Design / development of solutions			3			3
PO4	Investigation		2			2	2
PO5	Modern Tool Usage		2		2		2
PO6	Engineer and Society	2			2		2
PO7	Environment and sustainability	2			2		2
PO8	Ethics				2		2
PO9	Individual and Team work		2	2			2
PO10	Communication					1	1
PO11	Project Management and Finance				2		2
PO12	Life Long Learning					1	1
PROGRAM SPECIFIC OUTCOMES (PSO)							
PSO1	Knowledge of Civil Engineering discipline	3	2	3	3		3
PSO2	Critical analysis of Civil Engineering problems and innovation	2	2	2	2	2	2
PSO3	Conceptualization and evaluation of engineering solutions to Civil Engineering Issues		3	3			3

CE3034

ENVIRONMENTAL POLICY AND LEGISLATIONS

L T P C

3 0 0 3

COURSE OBJECTIVES:

- The course will analyze the legislative and judicial responses to environmental problems and the administrative system of environment related laws such as air, water, land, and hazardous substances etc. Environment advocacy and approaches for using litigation in environment protection will receive special attention

UNIT I INTRODUCTION TO ENVIRONMENTAL LEGISLATIONS AND INTERNATIONAL SCENARIO

9

Significance of Environmental Law -International Environmental Law -Development of International Environmental Law -Source and General principals of International Environmental Law –General rights and obligations of States -General Issues of the international law related to environmental protection -Stockholm Declaration-Rio Declaration on Environment and Development-Basel Convention on the Control of Trans boundary Movement of Hazardous Wastes and their disposal-Convention of Biological Diversity-U.N Frame Work Convention on Climate Change-Montreal Protocol on Substances that deplete Ozone Layer-Kyoto Protocol.

UNIT II INDIAN CONSTITUTIONS AND ENVIRONMENTAL PROTECTION

9

Indian Constitution and Environmental Protection -Constitutional provisions concerning Environment Articles 14,15,(2) (b) 19 (e),21,31,32,38,39,42,47, 48-A,49,51,51-A: Indian Environmental Policy 2006 Administrative machinery for pollution control Common Law & Criminal Law Nuisance, Negligence, Strict liability and Absolute liability, Provisions of IPC relating to environmental problems (public nuisance u/s 268 and others (Sections 269,270,277,284,285,286,425 to 440) Section 133 of Cr.P.C.

UNIT III REMEDIES FOR ENVIRONMENTAL POLLUTION

9

Common Law Remedies/Remedies under Law of Tort – Penal Remedies – Indian Penal Code and Code of Criminal Procedure – Remedies under Constitutional Law – Writs – Public Interest Litigation - Public Liability Insurance Act, 1991 – The National Green Tribunal Act 2010

UNIT IV MAJOR INDIAN LEGISLATIONS

9

Water Act (1974) Air Act (1981) Environmental Protection Act (1986) Major Notifications, The Municipal solid Wastes (Management and Handling) Rules 2000-Bio Medical Wastes (Management and Handling) Rules 1998- Hazardous Wastes (Management and Handling Rules 1989-Environment Impact Assessment Notifications- Coastal Regulation Zone Notification- Public Hearing Notifications

UNIT V ENVIRONMENT AND DEVELOPMENT CASE LAWS

9

Meaning and concept of development - Its impact on environment; conflict between environment and development, Concept of Sustainable Development., Polluter Pay Principle, Precautionary Principle, Public Trust Doctrine. Landmark Judgments - Olium gas leakage case, Rural Litigation and Entitlement Kendra, Dehradun, (1985) Supp SCC 487) Vellore Citizen Welfare Forum v. Union of India, (1996) 5SCC 647) Ganga Pollution case (1988) I SCC) S. Jagannath v. UOI (1997) SCC867) Vellore Citizens welfare forum case M.C. Mehta V. Kamalnath (1997) I SCC 388)

TOTAL: 45 PERIODS

COURSE OUTCOMES:

On completion of the course, the student is expected to be able to

- CO1** Understand origins and sources of environmental laws, and understand how and by whom environmental laws are made and interpreted
- CO2** Understand the key principles of, and actors within, environmental laws
- CO3** Understand the National Environmental Policy and Various Legislations enacted in line with Policy
- CO4** Critically analyze environmental laws within various contexts and to evaluate laws against procedural and substantive criteria.
- CO5** Understand and the Legal system operating in India and will be in a position to prepare compliance reports for getting environmental clearance.

REFERENCES

1. Leelakrishnan P., Environmental Law in India, Butterworths,1998
2. Leelakrishnan P., Environmental Case Book, Lexis Nexis, 2000
3. Shanthakumar S. , Environmental Law – An Introduction, Butterworths,2004
4. Shyam Diwan and Armin Rosencranz, Enviromental Law and Policy in India, Oxford, 2001

COs- PO's & PSO's MAPPING

PO/PSO		Course Outcome					Over all Correlation of Cos to POs
		CO1	CO2	CO3	CO4	CO5	
PROGRAM OUTCOMES(PO)							
PO1	Knowledge of Engineering Sciences	2	1	2	2		2
PO2	Problem analysis					3	3
PO3	Design / development of solutions			2	2	2	2
PO4	Investigation			3		3	3
PO5	Modern Tool Usage					3	3
PO6	Engineer and Society		1	2	2	2	2
PO7	Environment and sustainability	2	2	3	3	3	3
PO8	Ethics			3	3	3	3
PO9	Individual and Team work	2	2				
PO10	Communication	1	1	2	1	2	1
PO11	Project Management and Finance					1	1
PO12	Life Long Learning			2	2	2	2
PROGRAM SPECIFIC OUTCOMES (PSO)							
PSO1	Knowledge of Civil Engineering discipline	3	3	3		3	3
PSO2	Critical analysis of Civil Engineering problems and innovation					2	2
PSO3	Conceptualization and evaluation of engineering solutions to Civil Engineering Issues					2	2

CCE332**ENVIRONMENTAL HEALTH AND SAFETY****L T P C
3 0 0 3****COURSE OBJECTIVE:**

- To educate overview of EHS in industries and related Indian regulations, types of Health hazards, effect, assessment and control methods and EHS Management System

UNIT I INTRODUCTION**9**

Need for developing Environment, Health and Safety systems in work places- International initiatives, National Policy and Legislations on EHS in India - Regulations and Codes of Practice - Role of trade union safety representatives - Ergonomics.

UNIT II OCCUPATIONAL HEALTH AND HYGIENE**10**

Definition of occupational health and hygiene - Categories of health hazards – Exposure pathways and human responses–Exposure Assessment-occupational exposure limits - Hierarchy of control measures - Role of personal protective equipment and the selection criteria

UNIT III WORKPLACE SAFETY AND SAFETY SYSTEMS**11**

Features of Satisfactory and Safe design of work premises – good housekeeping - lighting and color, Ventilation and Heat Control, Noise, Chemical and Radiation Safety – Electrical Safety – Fire Safety – Safety at Construction sites, ETP – Machine guarding – Process Safety, Working at different levels

UNIT IV HAZARDS AND RISK MANAGEMENT**8**

Safety appraisal – Job Safety Analysis-Control techniques – plant safety inspection – Accident investigation - Analysis and Reporting – Hazard and Risk Management Techniques –Onsite and Offsite emergency Plans. Employee Participation- Education and Training- Case Studies

UNIT V ENVIRONMENTAL HEALTH AND SAFETY MANAGEMENT**7**

Concept of Environmental Health and Safety Management – Elements of Environmental Health and Safety Management Policy and implementation and review – ISO 45001-Structure and Clauses-Case Studies

TOTAL: 45 PERIODS**COURSE OUTCOMES:**

After completion of this course, the students are expected to be able to understand:

- CO1** Need for EHS in industries and related Indian regulations
- CO2** Various types of Health hazards, effect, assessment and control methods
- CO3** Various safety systems in working environments
- CO4** The methodology for preparation of Emergency Plans and Accident investigation
- CO5** EHS Management System and its elements

REFERENCES

1. Industrial Health and Safety Acts and Amendments, by Ministry of Labour and Employment, Government of India
2. Fundamentals of Industrial Safety and Health by Dr.K.U.Mistry, Siddharth Prakashan, 2012
3. The Facility Manager's Guide to Environmental Health and Safety by Brian Gallant, Government Inst Publ., 2007.
4. Effective Environmental, Health, and Safety Management Using the Team Approach by Bill Taylor, Culinary and Hospitality Industry Publications Services, 2005.
5. Environmental and Health and Safety Management by Nicholas P.Cheremisinoff and Madelyn L. Graffia, William Andrew Inc. NY, 1995

COs- PO's & PSO's MAPPING

CO's	PO's												PSO's		
	1	2	3	4	5	6	7	8	9	10	11	12	1	2	3
1		3		3		3		3	2		1	2		2	
2	2	2	2	3					2			3	2	2	
3			2		3	3	1	1	2		2	3			
4			3	2		1	2						2	2	2
5	1				2				1		1		1		
Avg.	2	3	2	3	3	3	1	2	2		1	2	2	2	2

1.low, 2-medium, 3-high, '-'- no correlation

PROGRESS THROUGH KNOWLEDGE

VERTICAL VII: WATER RESOURCES**CE3035****IRRIGATION ENGINEERING AND DRAWING****L T P C****2 0 2 3****COURSE OBJECTIVE:**

- To expose the students to irrigation principles, concept of available water, storage and diversion structures, and canal irrigation with the design components, so that they could understand the necessity of irrigation which aims at providing water at the right quantity, at the right time and at the right place.

UNIT I IRRIGATION PRINCIPLES**7**

Need for irrigation – Advantages and ill effects – National Water Policy – Tamil Nadu scenario – Physical properties of soil that influence soil moisture characteristics – Concept of soil water potential and its components – Concept of available water – Measurement of soil moisture content.

UNIT II	CROP WATER REQUIREMENT	7
Necessity and importance – Crop and crop seasons in India – Duty, Delta, Base Period – Factors affecting Duty – Irrigation efficiencies – Consumptive use of water – Irrigation scheduling: CROPWAT – Standards for irrigation water.		
UNIT III	DIVERSION AND IMPOUNDING STRUCTURES	7
Diversion Head works: Components, Location, Functions – Weirs and Barrages – Types of dams – Factors affecting, location of dams – Forces acting on a dam – Spillways – Energy dissipaters.		
UNIT IV	CANAL IRRIGATION AND IRRIGATION WATER MANAGEMENT	9
Classification – Design of irrigation canals: Regime theories – Canal regulators – Canal drops – Cross drainage works – Canal Outlets – Canal Escapes – Lining of canals – Methods of Irrigation: Surface, Subsurface and Micro Irrigation – Systems of Rice Intensification – Water delivery systems – Rehabilitation – Modernization – Participatory Irrigation Management.		
UNIT V	DRAWING	
i.	Tank Surplus Weir – Design principles - Drawings showing Plan, Elevation and Sections	6
ii.	Gravity Dam – Design principles - Profile of gravity dam	6
iii.	Canal Drop - Design principles - Drawings showing Plan, Elevation and Sections	6
iv.	Canal Regulator - Design principles - Drawings showing Plan, Elevation and Sections	6
v.	Canal Aqueduct - Syphon Aqueduct (Type III) - Design principles - Drawings showing Plan, Elevation and Sections	6

TOTAL: (L:30 + P:30) 60 PERIODS

COURSE OUTCOMES

On completion of the course, the student is expected to be able to:

- CO1 Acquire an in-depth understanding about the National Water Policy, soil-water- plant characteristics and the measurement of soil water.
- CO2 Capture the basics of crop water requirement and hence to perform irrigation scheduling.
- CO3 Understand the diversion and storage structures along with its components.
- CO4 Design the irrigation canal and get a knowledge about the various irrigation methods and apply the concepts for irrigation water management.
- CO5 Design and draw the irrigation structure showing the detailed plan, elevation and sections.

TEXTBOOKS:

1. Sharma, R.K., and Sharma, T.K., "Irrigation Engineering", S. Chand and Company, New Delhi, 2008.
2. Michael, A.M., "Irrigation Engineering", Vikas Publishers, New Delhi, 2008.
3. Garg, S.K., "Irrigation Engineering and Hydraulic Structures," KH Publications, New Delhi, 2006.
4. Satya Narayana Murthy Challa, "Water Resources Engineering: Principles and Practice", New Age International Publishers, New Delhi, 2020.

REFERENCES:

1. Punmia, B.C., "Irrigation and Water Power Engineering", Laxmi Publishers, New Delhi, 2021.
2. Arora, K.R., "Irrigation, Water Power and Water Resources Engineering", Standard Publishers Distributors, New Delhi, 2018.
3. Basak, N.N., "Irrigation Engineering", Tata McGraw-Hill Publishing Co, New Delhi, 2017.
4. Dilip Kumar Majumdar, "Irrigation Water Management", Prentice-Hall of India, New Delhi, 2013.
5. Mohanakrishnan. A, "A few Novel and Interesting Innovative Irrigation Structures: Conceived, Designed and Executed in the Plan Projects in Tamil Nadu", Publ. No. 44 and Water Resources Development & Management Publ.No.43, IMTI Thuvakudy, Trichy, 2011.
6. Raghunath, H.M. "Irrigation Engineering", Wiley India Pvt. Ltd., New Delhi, 2011.

COs- PO's & PSO's MAPPING

PO/PSO	Course Outcome					Overall Correlation of COs to POs	
	CO1	CO2	CO3	CO4	CO5		
PO1	Knowledge of Engineering	2	2	3	3	2	2
PO2	Problem analysis	1	1	3	3	1	2
PO3	Design / development of solutions	2	2	3	3	1	2
PO4	Investigation	2	1	3	2	2	2
PO5	Modern Tool Usage	-	2	2	2	2	2
PO6	Engineer and Society	-	-	3	3	3	3
PO7	Environment and Sustainability	1	3	1	1	2	2
PO8	Ethics	-	-	-	-	1	1
PO9	Individual and Team work	-	-	-	-	3	3
PO10	Communication	-	-	-	-	2	2
PO11	Project Management and Finance	-	2	3	3	3	3
PO12	Life Long Learning	2	2	1	1	3	2
PSO1	Knowledge of Civil Engineering discipline	3	3	3	3	3	3
PSO2	Critical analysis of Civil Engineering problems and	2	3	3	3	2	3
PSO3	Conceptualization and evaluation of engineering solutions to Civil Engineering Issues	1	2	2	2	2	2

CE3036**GROUNDWATER ENGINEERING****L T P C
3 0 0 3****COURSE OBJECTIVE:**

- The objective of this course is enable the student to understand the principles of Groundwater governing Equations, Characteristics of different aquifers and techniques of groundwater model development and management.

UNIT I HYDROGEOLOGICAL PARAMETERS**9**

Introduction – Water bearing Properties of Rock – Type of aquifers - Aquifer properties – permeability, specific yield, transmissivity and storage coefficient – Methods of Estimation – GEC norms - Steady state flow - Darcy's Law - Groundwater Velocity -- Dupuit Forchheimer assumption – Steady Radial Flow into a Well

UNIT II WELL HYDRAULICS**9**

Unsteady state flow - Theis method - Jacob method – Chow's method – Law of Times – Theis Recovery – Bailer method – Slug method - tests - Image well theory – Partial penetrations of wells - Well losses – Specific Capacity and Safe yield - Collector well and Infiltration gallery

UNIT III GROUNDWATER MANAGEMENT**9**

Need for Management Model – Database for Groundwater Management – Groundwater balance study – Introduction to Mathematical model – Model Conceptualization – Initial and Boundary Condition – Calibration – Validation – Future Prediction – Sensitivity Analysis – Uncertainty – Development of a model

UNIT IV GROUNDWATER QUALITY**9**

Ground water chemistry - Origin, movement and quality - Water quality standards – Drinking water Industrial water – Irrigation water - Groundwater Pollution and legislation - Environmental Regulatory requirements

UNIT V GROUNDWATER CONSERVATION**9**

Artificial recharge techniques – Reclaimed wastewater recharge – Soil aquifer treatment (SAT) – Aquifer Storage and Recovery (ASR) Seawater Intrusion and Remediation – Ground water Basin management and Conjunctive use – Protection zone delineation, Contamination source inventory and remediation schemes

TOTAL: 45 PERIODS**COURSE OUTCOMES:**

On completion of the course, the student is expected to be able to:

- CO1** Define the groundwater system basic, types of aquifers, aquifer parameters, movement and its potential for confined and unconfined aquifers
- CO2** Apply the knowledge of groundwater flow in steady and unsteady flow characteristics of well hydraulics
- CO3** Explain the concept of groundwater model development and data base management for groundwater management
- CO4** Describe the importance of artificial recharge and groundwater quality concepts
- CO5** Apply the creative and innovative technique on conservation of groundwater

TEXTBOOKS

1. Raghunath H.M., "Ground Water Hydrology", New Age International (P) Limited, New Delhi,2010.
2. Todd D.K., "Ground Water Hydrology", John Wiley and Sons, New York,2000.

REFERENCES

1. Fitts R Charles, "Groundwater Science". Elsevier, Academic Press,2002.
2. Ramakrishnan, S, Ground Water, K.J. Graph arts, Chennai, 1998.
3. Chahar BR, Groundwater hydrology, McGraw Hill Education (India) Pvt Ltd, New Delhi, 2015.
4. RastogiA.K. , Numerical Groundwater Hydrology,2011

COs- PO's & PSO's MAPPING

PO/PSO		Course Outcome					Overall Correlation of COs to
		CO1	CO2	CO3	CO4	CO5	
PO1	Knowledge of Engineering Sciences	3	3	2	2	2	2
PO2	Problem analysis	3	3	2	2	2	2
PO3	Design / developmentof solutions	3	3	3	2	2	3
PO4	Investigation	-	-	-	-	3	3
PO5	Modern Tool Usage	1	2	3	3	3	3
PO6	Engineer and Society	3	3	2	3	3	3
PO7	Environment and Sustainability	-	-	3	3	3	3
PO8	Ethics	-	-	-	-	3	3
PO9	Individual and Team work	1	2	2	3	3	3
PO10	Communication	2	2	2	2	2	2
PO11	Project Management and Finance	1	2	3	2	2	2
PO12	Life Long Learning	2	2	2	3	3	2
PSO1	Knowledge of Civil Engineering Discipline	2	2	3	3	3	3
PSO2	Critical analysis of Civil Engineering problems and innovation	2	3	3	3	3	3
PSO3	Conceptualization and evaluation of engineering solutions to Civil Engineering issues	2	2	3	3	3	3

CE3037

WATER RESOURCES SYSTEMS ENGINEERING

L T P C

3 0 0 3

COURSE OBJECTIVE:

- To introduce the student to the concept of Mathematical approaches for managing the water resources system and apply to operate a water resource system optimally.

UNIT I SYSTEM APPROACH 9

Definition, classification, and characteristics of systems - Philosophy of modelling – Goals and Objectives – Basics of system analysis concept – steps in systems engineering.

UNIT II LINEAR PROGRAMMING 9

Introduction to Operation research - Linear programming Problem Formulation-graphical solution Simplex method –Sensitivity analysis - application to operation of single purpose reservoir

UNIT III DYNAMIC PROGRAMMING 9

Bellman's optimality criteria, problem formulation and solutions – Water Allocation for three state (user), Forward and Backward Recursion techniques in Dynamic Programming - Shortest pipe line route problem - Application to reservoirs capacity expansion

UNIT IV SIMULATION 9

Basic principles and concepts – Monte Carlo techniques – Model development – Inputs and outputs – Single and multipurpose reservoir simulation models – Deterministic simulation – Rule Curve development for reservoir

UNIT V ADVANCED OPTIMIZATION TECHNIQUES 9

Integer and parametric linear programming – Goal programming types – Applications to reservoir release optimization – application of evolutionary algorithms like Genetic algorithm, Particle swarm, Simulated Annealing to reservoir release optimization

TOTAL: 45 PERIODS**COURSE OUTCOMES:**

On completion of the course, the student is expected to be able to:

- CO1** Define the economic aspects and analysis of water resources systems for comprehensive and integrated planning of a water resources project.
- CO2** Apply the concept of linear programming for optimisation of water resources problems.
- CO3** Explain the concept of dynamic programming and apply in water resource system.
- CO4** Develop the simulation model based on deterministic and stochastic simulation for reservoir operating policy
- CO5** Apply advance optimisation techniques like goal programming, heuristic algorithm in the field of water resources planning and management.

TEXT BOOKS

- Vedula, S., and Majumdar, P.P. Water Resources Systems – Modeling Techniques and Analysis Tata McGraw Hill, New Delhi, Fifth reprint, 2010.
- Bhave PR, Water Resources Systems, Narosa Publishers, 2011

REFERENCES:

- Gupta, P.K., and Man Mohan, "Problems in Operations Research", (Methods and Solutions), Sultan Chand and Sons, New Delhi, 1995.
- Chaturvedi, M.C., "Water Resources Systems Planning and Management", Tata McGraw Hill, New Delhi, 1997.
- Taha, H.A., "Operations Research", McMillan Publication Co., New York, 1995.
- Hiller, F.S., and Liebermann, G.J., "Operations Research", CBS Publications and Distributions, New Delhi, 1992.

COs- PO's & PSO's MAPPING

PO/PSO		Course Outcome					Overall Correlation of COs to POs
		CO1	CO2	CO3	CO4	CO5	
PO1	Knowledge of Engineering Sciences	3	3	3	3	3	3
PO2	Problem analysis	-	2	3	3	3	3
PO3	Design / development of solutions	-	-	2	3	3	3
PO4	Investigation	-	-	-	-	3	3
PO5	Modern Tool Usage	-	-	2	3	3	3
PO6	Engineer and Society	-	3	2	3	3	3
PO7	Environment and Sustainability	-	-	-	2	-	2
PO8	Ethics	-	-	-	-	2	2
PO9	Individual and Team work		3	2	3	3	3
PO10	Communication	2	-	-	-	-	2
PO11	Project Management and Finance	-	2	3	2	3	3
PO12	Life Long Learning	3	2	2	3	3	3
PSO1	Knowledge of Civil Engineering Discipline	2	2	1	3	3	3
PSO2	Critical analysis of Civil Engineering problems and innovation	2	3	3	3	3	3
PSO3	Conceptualization and evaluation of engineering solutions to Civil Engineering issues	2	2	3	3	3	3

CE3038**WATERSHED CONSERVATION AND MANAGEMENT****LT PC
3 0 0 3****COURSE OBJECTIVES:**

- To provide the technical and sociological understanding of a watershed.
- To provide a comprehensive discourse on the engineering practices of watershed management for realizing the higher benefits.

UNIT I WATERSHED CONCEPTS**9**

Watershed – Definition, Need and Elements – Principles - Influencing Factors: Geology – Soil – Morphological Characteristics - Toposheet - Delineation – Codification – Prioritization – Watershed Atlas.

UNIT II SOIL CONSERVATION MEASURES**9**

Types of Erosion – Water and Wind Erosion: Causes, Factors, Effects and Management – Soil Conservation Measures: Agronomical and Mechanical – Design of Terraces and Bunds - Estimation of Soil Loss – USLE Equation - Sedimentation.

UNIT III WATER HARVESTING AND CONSERVATION**9**

Yield from a Catchment - Traditional Water Harvesting Techniques – Micro-Catchments - Design of Small Water Harvesting Structures: Farm Ponds, Percolation Tanks, Check dams, Grassed Waterways.

UNIT IV GIS FOR WATERSHED MANAGEMENT**9**

Applications of Remote Sensing and Geographical Information System - Role of Decision Support System – Conceptual Models and Case Studies.

UNIT V WATERSHED MANAGEMENT**9**

Project Proposal Formulation - Watershed Development Plan – Entry Point Activities – Watershed Economics - Agroforestry – Grassland Management – Wasteland Management – Watershed Approach in Government Programmes – People’s Participation – Evaluation of Watershed Management Programmes – Integrated Watershed Management – Case studies.

TOTAL: 45 PERIODS**COURSE OUTCOME :**

- On Completion of the course the student is expected to
- CO1** Recognize and Interpret the morphological features of a watershed.
CO2 State, design and sketch the soil conservation structures.
CO3 Describe the micro catchment and apply the concepts to design the small water harvesting structures.
CO4 Illustrate the application of modern tools and technology in the management of watershed.
CO5 Classify the management activities and to develop an integrated watershed development plan.

TEXTBOOKS:

1. Ghanashyam Das, Hydrology and Soil Conservation Engineering, Prentice Hall of India Private Limited, New Delhi, Second Edition, 2009.
2. Suresh, R. Soil and Water Conservation Engineering, Standard Publishers and Distributors Private Limited, New Delhi, 2020.

REFERENCES:

1. Glenn O Schwab. etal, Soil and Water Conservation engineering, Wiley India Private Limited, 2009.
2. Heathcote, I. W. Integrated Watershed Management: Principles and Practice. John Wiley and Sons, Inc., New York, Second Edition 2009.
3. John G. Lyon, GIS for Water Resources and Watershed Management, CRC Press, 2002.
4. Vijay P. Singh, Donald K. Frevert, Watershed Models, CRC Press, 2005.
5. Vir Singh, Raj, Watershed Planning and Management, Bio- Green Publisher, 2016.

COs- PO's & PSO's MAPPING

POs/PSOs		Course Outcome					Overall Correlation of COs to
		CO1	CO2	CO3	CO4	CO5	
PO1	Knowledge of Engineering Sciences	3	3	3	-	-	2
PO2	Problem analysis	-	2	2	-	2	2
PO3	Design / development of solutions	-	2	2	-	2	2
PO4	Investigation	1	2	2	-	2	2
PO5	Modern Tool Usage	1	1	1	3	-	1
PO6	Engineer and Society	-	2	2	-	2	2
PO7	Environment and Sustainability	1	2	2	-	2	2
PO8	Ethics	-	1	1	-	3	1
PO9	Individual and Team work	3	1	1	3	3	2
PO10	Communication	2	2	2	2	3	2
PO11	Project Management and Finance	-	1	1	2	2	1
PO12	Life Long Learning	2	2	2	2	2	2
PSO1	Knowledge of Civil Engineering	2	2	2	2	2	2
PSO2	Critical analysis of Civil Engineering problems and innovation	1	2	2	1	2	2
PSO3	Conceptualization and evaluation of engineering solutions to Civil Engineering issues	1	2	2	2	2	2

CE3039

INTEGRATED WATER RESOURCES MANAGEMENT

L T P C

3 0 0 3

COURSE OBJECTIVE

- Students will be introduced to the concepts and principles of IWRM, which is inclusive of the economics, public-private partnership, water & health, water & food security and legal & regulatory settings.

UNIT I CONTEXT FOR IWRM**9**

Water as a global issue: Key challenges – Definition of IWRM within the broader context of development – Key elements of IWRM - Principles – Paradigm shift in water management - Complexity of the IWRM process – UN World Water Assessment - SDGs.

UNIT II WATER ECONOMICS**9**

Economic view of water issues: Economic characteristics of water good and services – Non-market monetary valuation – Water economic instruments – Private sector involvement in water resources management: PPP objectives, PPP models, PPP processes, PPP experiences through case studies.

UNIT III LEGAL AND REGULATORY SETTINGS**9**

Basic notion of law and governance: Principles of International and National law in the area of water management - Understanding UN law on non-navigable uses of International water courses - International law for groundwater management – World Water Forums – Global Water Partnerships - Development of IWRM in line with legal and regulatory framework: Case Studies.

UNIT IV WATER AND HEALTH WITHIN THE IWRM CONTEXT**9**

Links between water and health: Options to include water management interventions for health – Health protection and promotion in the context of IWRM – Global burden of Diseases - Health impact assessment of water resources development projects – Case studies.

UNIT V AGRICULTURE IN THE CONCEPT OF IWRM**9**

Water for food production: 'blue' versus 'green' water debate – Water foot print - Virtual water trade for achieving global water and food security - Climate Smart Agriculture - Current water pricing policy– Scope to relook pricing.

TOTAL: 45 PERIODS**COURSE OUTCOMES**

On completion of the course, the student is expected to

- CO1** Describe the context and principles of IWRM; Compare the conventional and integrated ways of water management.
- CO2** Select the best economic option among the alternatives; illustrate the pros and cons of PPP through case studies.
- CO3** Apply law and governance in the context of IWRM.
- CO4** Discuss the linkages between water-health; develop a HIA framework.
- CO5** Analyse how the virtual water concept pave way to alternate policy options.

TEXTBOOKS:

1. Cech Thomas V., Principles of water resources: history, development, management and policy. John Wiley and Sons Inc., New York. Fourth Edition 2018.
2. Mollinga.P. etal "Integrated Water Resources Management", Water in South Asia Volume I, Sage Publications, 2006.

REFERENCES:

1. Technical Advisory Committee, Dublin principles for water as reflected in comparative assessment of institutional and legal arrangements for Integrated Water Resources Management, Technical Advisory Committee Background Paper No: 3. Global water partnership, Stockholm, Sweden. 1999.
2. Technical Advisory Committee, Integrated Water Resources management, Technical Advisory Committee Background Paper No: 4. Global water partnership, Stockholm, Sweden. 2002.

3. Technical Advisory Committee, "Effective Water Governance". Technical Advisory Committee Background Paper No: 7. Global water partnership, Stockholm, Sweden, 2003.
4. Tony Allan, Virtual Water: Tackling the Threat to Our Planet's Most Precious Resource, I. B. Taurus, 2011.
5. Convention on the Law of the Non-navigational Uses of International Watercourses. https://legal.un.org/ilc/texts/instruments/english/conventions/8_3_1997.pdf

COs- PO's & PSO's MAPPING

POs/PSOs		Course Outcome					Overall Correlation of COs to POs
		CO1	CO2	CO3	CO4	CO5	
PO1	Knowledge of Engineering Sciences	3	2	2	2	2	2
PO2	Problem analysis	-	2	-	2	2	1
PO3	Design / development of solutions	-	2	2	2	2	2
PO4	Investigation	1	2	2	2	2	2
PO5	Modern Tool Usage	-	2	-	-	1	1
PO6	Engineer and Society	2	2	3	3	3	3
PO7	Environment and Sustainability	3	3	3	3	3	3
PO8	Ethics	-	2	2	2	2	2
PO9	Individual and Team work	2	3	3	3	3	3
PO10	Communication	2	3	3	3	3	3
PO11	Project Management and Finance	3	3	3	3	3	3
PO12	Life Long Learning	3	3	3	3	3	3
PSO1	Knowledge of Civil Engineering discipline	3	2	2	2	2	2
PSO2	Critical analysis of Civil Engineering problems and innovation	2	3	2	2	3	2
PSO3	Conceptualization and evaluation of engineering solutions to Civil Engineering Issues	2	2	2	2	2	2

CE3040**URBAN WATER INFRASTRUCTURE****L T P C
3 0 0 3****COURSE OBJECTIVE:**

- To impart knowledge and skills relevant to water management in the context of urbanization and relate engineering principles to water supply, storm water and wastewater management, along with related regulations and best management practices from around the world.

UNIT I URBAN ECOSYSTEM**9**

Cities as Ecological system – hybrid ecosystem – Resilience in urban ecosystem. Human components of Ecosystem – Urban pattern and Ecosystem function. Population and Community dynamics, functions of Urban Ecosystem.

UNIT II URBANHYDROLOGY**9**

The urban hydrological cycle – Function – Human induced changes in urban watershed – Hydrological calculation – Runoff – Infiltration – hydrograph.

UNIT III URBAN STORM WATERMANAGEMENT**9**

Design of Drainage System – Roadway Drainage Analysis – Types of inlet – inlet design – Design of storm drain - Storm water management regulations - structural storm management systems – Newer trends in storm water management (Green infrastructure) – installation – operation and maintenance.

UNIT IV WATER CONSERVATION AND REUSE**9**

Trends in supply and demand – indoor conservation – outdoor conservation – water reuse – Rainwater harvesting – public education.

UNIT V WATER GOVERNANCE**9**

Challenges in water sector - Institutional setting, Supply Management, Demand Management, Waste water management – Private sector participation, urban service delivery, customer satisfaction, financial resource management – case studies of best practices in cities across the world.

TOTAL: 45 PERIODS**COURSE OUTCOMES:**

- On completion of the course, the student is expected to be able to

CO1 Explain various functional elements of urban ecosystem.**CO2** Calculate urban runoff, compute supply and demand of water, draw hydrograph**CO3** Compare advantages of Newer techniques of green infrastructure and illustrate benefits**CO4** Assess the Operation and Maintenance needs of urban water systems**CO5** Propose best management practices for Indian context**TEXT BOOKS:**

- AnandChiplunkar, K Seetharam and CheonKheong (ed) (2012), "Good Practices in urban water management" ADB, National University Singapore.
- Marina Alberti (2008), "Advances in Urban Ecology", SpringerR
- Mohammad Karamouz, Ali Moridi, Sara Nazif (2010), Urban Water Engineering and Management, 1st Edition, CRC Press
- Monzur A. Imteaz , (2019), Urban Water Resources, CRC Press

REFERENCES:

- HormozPazwash (2016), "Urban storm water management", CRC Press
- Larry W. Mays, (2004), Urban Stormwater Management Tools, McGraw-Hill Companies
- J Parkinson, O Mark (2005) Urban Stormwater Management in Developing Countries, IWA Publishing

COs- PO's & PSO's MAPPING

PO/PSO		Course Outcome					Overall Correlation of COs to
		CO1	CO2	CO3	CO4	CO5	
PO1	Knowledge of Engineering Sciences	3	3	3	2	2	3
PO2	Problem analysis	2	3	3	2	1	3
PO3	Design / development of solutions	1	3	2	2	1	2
PO4	Investigation	-	-	-	3	3	3
PO5	Modern Tool Usage	-	-	2	-	-	2
PO6	Engineer and Society	-	-	-	2	2	2
PO7	Environment and Sustainability	2	-	-	2	2	2
PO8	Ethics	3	3	3	3	3	3
PO9	Individual and Team work	1	1			2	1
PO10	Communication	3	3	3	3	3	3
PO11	Project Management and Finance	-	-	-	2	2	2
PO12	Life Long Learning	-	-	-	2	2	2
PSO1	Knowledge of Civil Engineering discipline	-	3	3	3	3	3
PSO2	Critical analysis of Civil Engineering problems and innovation	-	-	-	2	2	2
PSO3	Conceptualization and evaluation of engineering solutions to Civil Engineering Issues	-	-	2	-	2	2

CE3041

WATER QUALITY AND MANAGEMENT

L T P C

3 0 0 3

COURSE OBJECTIVES:

- To understand the fundamentals of mathematical models and their importance in water quality modelling, and to impart the skills to use water quality modelling software for surface and groundwater quality modelling.

UNIT I MODELLING INSIGHTS 9

Engineers and Mathematical models-Water quality models – historical development - different types of models-- steps in model development - importance of model building.- calibration and verification of models- finite element, finite difference and finite volume methods.

UNIT II POLLUTION TRANSPORT 9

Transport phenomena – advection, diffusion, dispersion- contamination transport in surface and subsurface water - Simple transport models –steady state and time variable solutions- conservation of mass, momentum and energy balance, governing equation for contaminant fate and transport

UNIT III SURFACE WATER QUALITY MODELLING 9

Water quality modeling of streams, lakes and estuaries – water quality– model sensitivity – assessing model performance; Models for dissolved oxygen, pathogens and COD, BOD-Streeter Phelp's model for point and distributed sources – modified streeter Phelp's equations.

UNIT IV GROUNDWATER QUALITY MODELLING 9

Groundwater flow and mass transport of solutes – groundwater quality modelling using numerical methods – Parameters, Input-output stresses, Initial and Boundary conditions- degradation of organic compounds in subsurface – Model calibration : steady state and unsteady state – sensitivity analysis – Model validation –seawater intrusion – basic concepts and modelling.

UNIT V WATER QUALITY MANAGEMENT MODELS 9

Exposure to surface water and groundwater quality modelling software's – MIKE 21, WASP, QUAL2E and MODFLOW – demonstration – case studies – Modeling multilayer groundwater flow system – Artificial recharge feasibility through modeling – Groundwater contamination, restoration and management.

TOTAL: 45 PERIODS**COURSE OUTCOMES:**

- On completion of the course, the students are able to
- CO1** Know about the principles of water quality modelling.
CO2 Understand the pollutant transport phenomena in surface and groundwater.
CO3 Apply the knowledge of surface water quality modelling to predict the water quality of rivers, lakes and estuary.
CO4 Predict the groundwater contamination transport.
CO5 Predict water quality of surface and sub surface water using numerical solution.

REFERENCES:

- Steven C. Chapra, "Surface Water Quality Modelling", Tata McGraw-Hill Companies, Inc., New Delhi 2018.
- "Water Quality Modelling for Rivers and Streams" Authors: Benedini, Marcello, Tsakiris, George, Springer Netherlands 2017.
- "Hydrodynamics and Water Quality: Modelling Rivers, Lakes, and Estuaries", Zhen-Gang Ji, John Wiley & Sons, 2018.
- "Modelling Groundwater Flow and Contaminant Transport By Jacob Bear, A. H.-D. Cheng, Springer Science & Business Media, 2010.
- "Mathematical Modelling of Groundwater Pollution" Ne-Zheng Sun, Alexander Sun, Springer New York, 2012

COs- PO's & PSO's MAPPING

PO/PSO		Course Outcome					Overall Correlation of Cos to Pos
		CO1	CO2	CO3	CO4	CO5	
PO1	Knowledge of Engineering Sciences	3	3				3
PO2	Problem analysis				2	3	3
PO3	Design / development of solutions			3	3	2	3
PO4	Investigation		3	2	3		3
PO5	Modern Tool Usage				3	2	3
PO6	Individual and Team work					2	2
PO7	Communication				2		2
PO8	Engineer and Society			2	3	3	3
PO9	Ethics			2	2		2
PO10	Environment and Sustainability				3	3	3
PO11	Project Management and Finance			2	2	2	2
PO12	Life Long Learning	3	2			3	3
PSO1	Knowledge of Environmental Management discipline					3	3
PSO2	Environmental Performance Evaluation and coordination				3	2	3
PSO3	Conceptualization of Environmental Management Systems		2	3			3

VERTICAL VIII: OCEAN ENGINEERING**CE3042****OCEAN WAVE DYNAMICS****L T P C**
3 0 0 3**COURSE OBJECTIVE**

- To make the students be aware of ocean wave classification, the mass, momentum and wave energy transformations and wave kinematics that are happening in nature and enable them in the prediction and analysis of the wave data.

UNIT I CONSERVATION EQUATIONS OF FLUID FLOW**9**

Basic equations – Conservation of mass, moment and Energy - Continuity Equation, Euler's Equation, Newtonian Fluids, Navier-Stokes Equation.

UNIT II WAVE THEORIES**9**

Linear wave theory : Governing Equation, Boundary Conditions and solutions, Dispersion relation, Constancy of wave period. Introduction to non-linear wave theories - Stokes, Cnoidal and Solitary wave theory.

UNIT III WAVE KINEMATICS**9**

Wave celerity, water particle velocities, accelerations, displacements and pressures. Integral properties of waves: Mass flux, Energy and energy flux, Group speed, Momentum and momentum flux.

UNIT IV WAVE TRANSFORMATIONS**9**

Shoaling, bottom friction and damping, refraction, reflection and diffraction. Wave Breaking: Type of breaking, Surf similarity parameter. Keulegan-Carpenter number, Ursell Parameter, Scattering parameter, Reynolds Number

UNIT V WAVE ANALYSIS**9**

Short term wave analysis- Short term wave Height Distribution – Wave period Distribution - Time and Frequency domain Analysis of Wave Records - Long term wave analysis – Gumbel Distribution – Weibull Distribution - Statistics analysis of grouped wave data.

TOTAL: 45 PERIODS**COURSE OUTCOMES:**

On completion of the course, the student is expected to be able to

- CO1** Understand the concept of mass, momentum and wave energy transformations
- CO2** Classify the linear and nonlinear wave theories including the Stokes theory, solitary and cnoidal wave theories.
- CO3** Explain the wave kinematics and its properties.
- CO4** Understand the principles of wave transformation.
- CO5** Analyze of the long term and short term waves

REFERENCES:

1. Sarpkaya, T. and Isaacson, M., Mechanics of Wave Forces on Offshore Structures, Van Nostrand Reinhold Co., New York, 1981
2. Dean, R.G. and Dalrymple, R.A., Water wave mechanics for Engineers and Scientists, Prentice-Hall, Inc., Englewood Cliffs, New Jersey, 1994
3. Ippen, A.T., Estuary and Coastline Hydrodynamics, McGraw-Hill Book Company, inc., New York, 1978
4. Coastal Engineering Manual Volume I and II, Coastal Engineering Research Centre, Dept, of the Army, US Army Corps of Engineers, Washington DC, 2006
5. Sorenson, R.M., Basic Coastal Engineering, A Wiley-Interscience Publication, New York, 1978.

COs- PO's & PSO's MAPPING

PO/PSO		Course Outcome					Overall Correlation of COs to POs
		CO1	CO2	CO3	CO4	CO5	
PO1	Knowledge of Engineering Sciences	3	3	3	3	3	3
PO2	Problem analysis		2	3	3	3	3
PO3	Design / development of solutions			2	3	3	3
PO4	Investigation					3	3
PO5	Modern Tool Usage			2	3	3	3
PO6	Individual and Team work		3	2	3	3	3
PO7	Communication	2					2
PO8	Engineer and Society		3	2	3	3	3
PO9	Ethics					2	2
PO10	Environment and Sustainability				2		2
PO11	Project Management and Finance		2	3	2	3	3
PO12	Life Long Learning	3	2	2	3	3	3
PSO1	Knowledge of Ocean Technology discipline	2	2	3	3	3	3
PSO2	Environmental Performance Evaluation and coordination	3	3	3	3	3	3
PSO3	Conceptualization and evaluation of Ocean Technology solutions	3	3	2	2	3	2

CE3043

MARINE GEOTECHNICAL ENGINEERING

L T P C

3 0 0 3

COURSE OBJECTIVE:

- Students mainly focused in understanding the physical and engineering properties of marine soil deposits and select suitable marine foundation as per project requirements.

UNIT I MARINE SOIL DEPOSITS

9

Marine environment, Physical and engineering properties of marine soils - Specific problems related to marine soil deposits.

UNIT II SITE INVESTIGATION IN THE CASE OF MARINE SOIL DEPOSITS

9

Challenges of site investigation in marine environment, Different site investigation techniques, sampling techniques, Geophysical methods, Recent advancements in site investigation and sampling used for marine soil deposits.

UNIT III BEHAVIOR OF SOILS SUBJECTED TO REPEATED LOADING

9

Effect of wave loading on foundations of marine structures, Behavior of marine deposits under cyclic loading, Cyclic behavior of soils based on fundamental theory of mechanics, Approximate engineering methods

UNIT IV FOUNDATIONS IN MARINE SOIL DEPOSITS

9

Different offshore and nearshore foundations, Gravity platforms, Jack-up rigs, pile foundations, cassettes, spudcans.

UNIT V MARINE FOUNDATIONS SUBJECTED TO WAVE LOADING

9

Cyclic behavior of soils, empirical models, elastic-plastic models, FEM analysis of marine foundations subjected to wave loading.

TOTAL: 45 PERIODS**COURSE OUTCOMES:**

- On completion of the course, the student is expected to be able to

CO1 Understand the physical and engineering properties of marine soil deposits**CO2** explain the effect of wave loading on physical and engineering properties of marine soil deposits**CO3** execute investigation program for marine soil deposits**CO4** design suitable marine foundation as per project requirement**CO5** develop numerical model and design marine foundation subjected to wave loading**REFERENCES:**

- H. G. Poulos. "Marine Geotechnics", Unwin Hyman Ltd, London, UK, 1988
- D. V. Reddy and M. Arockiasamy, "Offshore Structures", *Volume: 1*, R.E. Kreiger Pub and Co., 1991
- D. Thomson and D. J. Beasley, "Handbook of Marine Geotechnical Engineering", US Navy, 2012

COs- PO's & PSO's MAPPING

CO's	PO1	PO2	PO3	PO4	PO5	PO6	PO7	PO8	PO9	PO 10	PO 11	PO 12	PS 01	PS 02	PS 03
CO1	3	3	2	2	2	3	2	2	2	1	2	3	3	3	2
CO2	2	2	3	2	1	2	1	2	1	1	2	2	2	2	3
CO3	3	2	1	1	1	2	1	2	2	1	1	2	2	1	2
CO4	3	3	2	1	1	1	2	1	2	2	2	1	3	2	2
CO5	2	2	2	1	2	1	1	1	2	1	1	2	3	2	3

CE3044

COASTAL ENGINEERING

L T P C
3 0 0 3**COURSE OBJECTIVES:**

- To provide the students the knowledge of coastal environment and to determine the characteristics of waves.
- To provide the students the knowledge of wave transformation, sediment transport, coastal protection measures and coastal structure design.

UNIT I COASTAL ENVIRONMENT**9**

Beaches - Coastal features - Coastal Zonation - EEZ -Inshore and Offshore Areas - Mean Sea level - Basics of Tides and Waves - Coastal Morphology.

UNIT II WAVES DYNAMICS**9**

Basics of waves - Classification - Wave Theory - Physical Characteristics of different types of waves - Linear Wave Theory - Wave celerity - Velocities -Accelerations - Displacements - Wave dynamics in shallow and deep water conditions.

UNIT III NEARSHORE WAVE TRANSFORMATION**9**

Shoaling, refraction, diffraction and breaking– Interaction currents and waves- near shore currents-wave run-up and overtopping

UNIT IV SEDIMENT DYNAMICS AND TRANSPORT**9**

Introduction to sediments, Sediment Analysis, types and sizes of sediments, sedimentation processes, sediment Supply & movement - Cross-shore sediment transport - Long shore sediment transport - Shoreline Changes - Shoreline Evolution - Erosion & Accretion.

UNIT V SHORE PROTECTION**9**

Design of shore defense structures; Hard Engineering measures - Sea walls, Revetments, Bulkheads, Dikes, Groynes, Breakwaters; Soft Engineering measures – Artificial Reefs, Beach nourishment, Dune regeneration, Salt marsh Creation, Bioshields - Case studies

TOTAL:45 PERIODS**COURSE OUTCOME:**

On successfully completing this course unit, students will be able to:

CO1 Understand the basic concepts of coastal environment.

CO2 Calculate sea state parameters (wave height, wave period, water levels) in shallow and deep water conditions.

CO3 Understand the principles of near-shore wave transformation.

CO4 Analysis the sediment and its transport processes.

CO5 Evaluate measures to protect beaches from erosion due to waves and currents.

TEXTBOOKS:

1. Kamphuis, J.W., Introduction to coastal engineering and management, 2000
2. Dean, R.G. and Dalrymple, R.A., Water wave mechanics for Engineers and Scientists, Prentice-Hall, Inc., Englewood Cliffs, New Jersey, 1994.
3. Mani J.S, "Coastal Engineering book", PHI Publishing Company, 2nd Edition, 2021.

REFERENCES:

1. Ippen, A.T., Estuary and Coastline Hydrodynamics, McGraw-Hill Book Company, Inc., New York, 1978.
2. Sorenson, R.M., Basic Coastal Engineering, A Wiley-Interscience Publication, NewYork, 1978.
3. Coastal Engineering Manual, Vol. I-VI, Coastal Engineering Research Centre, Dept. of the Army, US Army Corps of Engineers, Washington DC,2006.

COs- PO's & PSO's MAPPING

PO/PSO		Course Outcome					Overall Correlation of COs to POs
		CO1	CO2	CO3	CO4	CO5	
PO1	Knowledge of Engineering Sciences		3	3	3	3	3
PO2	Problem analysis		3	3	3	3	3
PO3	Design/development of solutions		3	2	3	3	3
PO4	Investigation					3	3
PO5	Modern Tool Usage			2	3	3	3
PO6	Individual and Team work			2	3	3	3
PO7	Communication	2					2
PO8	Engineer and Society		3	2	3	3	3
PO9	Ethics						
PO10	Environment and Sustainability	3	3	2		3	3
PO11	Project Management and Finance						
PO12	Life Long Learning	3	2	2		3	3
PSO1	Knowledge of Civil Engineering discipline	1	3	2	3	3	3
PSO2	Critical analysis of Civil Engineering problems and innovation		3	3	3	3	3
PSO3	Conceptualization and evaluation of Engineering solutions to Civilengineering issues				2	3	2

CE3045**OFFSHORE STRUCTURES****L T P C
3 0 0 3****COURSE OBJECTIVE:**

- Students mainly focused in understanding the offshore environment, types, suitability, and design concepts of offshore structures as per the appropriate requirements.

UNIT I INTRODUCTION TO OFFSHORE ENVIRONMENT 9

Ocean winds-characterization of wind regime-wind velocity profile, Ocean waves-wave parameters-Introduction to Airy's wave theory and its applications-brief about time and frequency domain analysis, brief introduction about ocean currents-tides, seaquakes, Ice environment, Ice-sea interactions.

UNIT II TYPES OF OFFSHORE STRUCTURES 9

Offshore Structures-need for offshore structures.Types of Offshore Structures -components - materials used-design parameters-suitable environment conditions –construction practices –drawbacks - EIA for Offshore structures.

UNIT III FORCES ON OFFSHORE STRUCTURES 9

Introduction-Permanent loads-operating loads. Environmental forces-wind force-wave force-current force-seaquake force-Ice force. Force due to tides - Marine growth - Use of API RP 2A guidelines.

UNIT IV SUBMARINE PIPELINES AND RISERS 9

Pipeline elements-types of pipelines-laying method-materials. Pipe wall thickness verification. Pipeline stability. Design using DNV 81 code.

UNIT V ACCIDENTAL LOADS AND CORROSION 9

Fire, Blast and Collision- Behaviour of steel at elevated temperature- Fire rating for Hydrocarbon fire, Blast Mitigation-Blast walls- Collision of boats and energy absorption - Corrosion- Corrosion

mechanism- Types of corrosion- Offshore structure corrosion zones- Biological corrosion- Preventive measures of corrosion- Online corrosion monitoring- Corrosion fatigue

TOTAL: 45 PERIODS

COURSE OUTCOMES:

- On completion of the course, the student is expected to be able to
- CO1** Understand the offshore environment and technical terms associated with it.
- CO2** Explain the types and choose suitable offshore structures according to environmental conditions
- CO3** Investigate various types of forces acting on the offshore structures
- CO4** Adapt appropriate codes to design the submarine pipelines
- CO5** Discuss about the accidental loads and corrosion on offshore structures

REFERENCES:

1. Graff, W. J., Introduction to Offshore Structures, Gulf Publ. Co.1981.
2. Dawson, T. H., Offshore Structural Engineering, Prentice Hall, 1983.
3. B.C Gerwick, Jr. Construction of Marine and Offshore Structures, CRC Press, Florida, 2000.
4. Clauss, G, Lehmann, E & Ostergaard, C, Offshore Structures, Vol. 1 & 2, Springer-Verlag, 1992.
5. Reddy, D. V and Arockiasamy, M., Offshore Structures Vol.1 & 2, Kreiger Publ. Co.1991.
6. Morgan, N., Marine Technology Reference Book, Butterworths, 1990.
7. McClelland, B and Reifel, M. D., Planning and Design of fixed Offshore Platforms, Van Nostrand, 1986.
8. DNV-RP-B101-Corrosion Protection of Floating Protection and Storage Units, 2007.
9. API RP 2A. Planning, Designing and Constructing Fixed Offshore Platforms, API. 2000.

COs- PO's & PSO's MAPPING

CO's	PO1	PO2	PO3	PO4	PO5	PO6	PO7	PO8	PO9	PO 10	PO 11	PO 12	PS 01	PS 02	PS 03
CO1	3	2	2	1	1	2	2	1	2	1	1	3	3	2	2
CO2	3	2	2	1	1	2	2	1	2	1	2	3	3	2	2
CO3	3	3	3	3	3	3	2	2	2	2	2	2	3	3	3
CO4	3	3	3	3	3	3	2	2	2	2	2	2	3	3	3
CO5	3	2	1	1	2	2	2	1	2	1	1	3	3	2	2

CE3046

PORT AND HARBOUR ENGINEERING

**L T P C
3 0 0 3**

COURSE OBJECTIVE

- The purpose of this course is to impart the concepts of port and harbour planning, design, implementation and maintenance.

UNIT I INTRODUCTION

9

Ports and harbors: Classification of ports & harbours – Port and harbor planning and layout – Meteorological, hydrographic and oceanographic data requirements and measurements for port and harbor design.

UNIT II PORT AND HARBOURLAYOUT OPERATIONS

9

Port and harbour layout for vessels navigation and cargo handling- port buildings, navigation channels –shore infrastructure and utilities, land reclamation – Dredging -equipment, navigation improvement, pipelines and cables.

UNIT III DESIGN OF PORT

9

Types and classification of ports and harbours in India, Natural ports and manmade ports, major ports, minor ports; Design of port infrastructures with regards to cargo handling , cargo storage and integrated transport of goods.

UNIT IV DESIGN OF HARBOUR**9**

Design harbour Infrastructures - design of break water - shore attached and offshore breakwaters design - harbour basin design, approach channel design, turning basin design, with regards to cargo and passenger terminals

UNIT V CONSTRUCTION ASPECTS AND SMART PORT**9**

Planning and construction, expansion of existing jetties and renovation of port –Inland Port Infrastructure - Smart Port : Levels of transformation into a smart port, Artificial Intelligence and Machine Learning, Smart application for ports.

TOTAL: 45 PERIODS**COURSE OUTCOMES**

On the successful completion of the course, students will be able to

CO1 Understand the classification of port and harbor and study about the data requirement and measurements for port and harbour structures.

CO2 Discuss the layout operations for vessel navigation and cargo handling.

CO3 Explain the design guidelines for port structure.

CO4 Explain the design guidelines for harbour structure.

CO5 Describe the construction, maintenance and renovation aspects of ports and understand the concept of Smart Port and Smart application for ports

TEXTBOOKS

1. Bruun, Per. Port engineering: vol. 1. Harbor planning, breakwaters, and marine terminals.1989.
2. A. D. Quinn, "Design and Construction of Port and Marine Structures", McGraw-Hill Book Company, 2nd Edition, 1972.
3. C. A. Thoresen, "Port Design- Guidelines and recommendations", Tapir Publications, Edition 1, 1988.
4. J. W. Gaythwaite, Van Nostrand , "Design of Marine Facilities for the Berthing, Mooring and Repair of Vessels" 1990
5. Muir Wood, A.M., and Fleming. C.A., "Coastal Hydraulics Sea and Inland Port Structures", 1st Edition, Hallstead Press, 2002.

COs- PO's & PSO's MAPPING

PO/PSO		Course Outcome					Overall Correlation of COs to POs
		CO1	CO2	CO3	CO4	CO5	
PO1	Knowledge of Engineering Sciences	3	3	3	3	3	3
PO2	Problem analysis			3	3		3
PO3	Design/development of solutions			3	3		3
PO4	Investigation	2	2	2	2	3	2
PO5	Modern Tool Usage			2	2	2	2
PO6	Individual and Team work			2	2		2
PO7	Communication			2	2		2
PO8	Engineer and Society			2	2		2
PO9	Ethics					2	2
PO10	Environment and Sustainability			2	2	3	2
PO11	Project Management and Finance	2		1	1	3	1
PO12	Life Long Learning						
PSO1	Knowledge of Civil Engineering discipline	2		3	3	2	3
PSO2	Critical analysis of Civil Engineering problems and innovation	2		3	3	2	2
PSO3	Conceptualization and evaluation of Engineering solutions to Civil engineering issues	2		2	2	1	2

CE3047

COASTAL HAZARDS AND MITIGATION

L T P C

3 0 0 3

COURSE OBJECTIVES:

- To provide students understanding of the materials and processes associated with the major natural hazards: floods, earthquakes, tsunamis, landslides and other coastal hazards
- To be able to mitigate these hazards based on case studies and respond in the event of a disaster by appropriate strategies.

UNIT I INTRODUCTION**8**

Introduction to Environmental and Human induced hazards - Natural vs. Man-made hazard - Hazard and disaster, vulnerability, resilience - coping mechanisms

UNIT II COASTAL HAZARDS**9**

Coastal hazards- Tsunami, Cyclones, Earthquakes, Storm surges, Coastal erosion, Floods, Sea Level Rise–Technological Hazards – causes – impacts – responses – mitigation strategies - early warning systems

UNIT III LAW AND POLICY**9**

Disaster management law and policy in India – changing pattern of disaster management in India – response and recovery framework - enabling institutions– institutional coordination

UNIT IV ADAPTATION AND MITIGATION**10**

Coastal Hazards Adaptation Strategy - Adaptation indigenous knowledge - Sectoral adaptations - Disaster risk response frameworks - Mapping and planning for disaster -Community based disaster Mitigation Measures – Indigenous knowledge for disaster Mitigation - NDMA guidelines

UNIT V CASE STUDIES**9**

Case studies of tsunami (2004 Indian Ocean tsunami), Earthquake (Latur), cyclones (Gaja,2018 Tamilnadu), other cyclones, coastal erosion, oil spills, chemical disasters, nuclear disasters – vulnerability of coastal megacities - lessons from building back better.

TOTAL: 45 PERIODS**COURSE OUTCOMES:**

On completion of the course, the student is expected to be able to

- CO1** Highlight the concepts of hazards and their related physical process
- CO2** Remember the concepts of natural and manmade hazards.
- CO3** Summarize the adaptation strategy and mitigation measure to coastal hazards
- CO4** Explain the various laws and policies involved in - institutional coordination of India.
- CO5** Manage the hazards based on case studies and respond in the event of a disaster by appropriate strategies.

REFERENCES

1. Bryant, E., "Natural Hazards", Cambridge University Press, New York, 2006.
2. Rajib Shaw and RR Krishnamurthy, "Disaster Management: Global Challenges Local Solutions" University Press, 2009
3. National Disaster Management Agency – Guidelines issued by NDMA such as for earthquakes, tsunamis, cyclones, chemical disasters etc. www.ndma.gov.in
4. National Disaster Management Division, Ministry of Home Affairs, GoI. <http://www.ndmindia.nic.in/> Regularly issued guidelines and training materials especially for disaster management policy, reconstruction of buildings etc
5. United Nations office for Disaster Risk Reduction www.unisdr.org various publications and guidelines that are constantly updated
6. Asia Disaster Preparedness Centre. Publications specific to disaster preparedness and response in Asia. www.adpc.net

COs- PO's & PSO's MAPPING

PO/PSO		Course Outcome					Overall Correlation of COs to POs
		CO1	CO2	CO3	CO4	CO5	
PO1	Knowledge of Engineering Sciences					2	2
PO2	Problem analysis			3	2	3	3
PO3	Design/development of solutions		2	3		3	3
PO4	Investigation		2	3	2	3	2
PO5	Modern Tool Usage			3		2	3
PO6	Individual and Team work			2	2	2	3
PO7	Communication				2	2	2
PO8	Engineer and Society		2	2		3	2
PO9	Ethics			2	2		2
PO10	Environment and Sustainability		3	3	3	3	3
PO11	Project Management and Finance			2	2	2	2
PO12	Life Long Learning	2		2	2		2
PSO1	Knowledge of Civi Engineering discipline			3	3	3	3
PSO2	Critical analysis of Civil Engineering problems and innovation		3	2	2	3	2
PSO3	Conceptualization and evaluation of Engineering solutions to Civil engineering issues		3	2	2		2

CE3048**COASTAL ZONE MANAGEMENT AND REMOTE SENSING****L T P C
3 0 0 3****COURSE OBJECTIVES**

- To be able to “see” the features and components of the coastal zone.
- To assess the various living and non-living resources
- To understand the need for coastal zone management and to develop an ICM plan.
- To provide the coastal and oceanographic applications of satellite remote sensing.

UNIT I COASTAL ZONE**9**

Coastal Zone – Beach Profile – Surf Zone – Off Shore – Coastal Waters – Coastal sediments - Estuaries– Wetlands and Lagoons – Coastal dunes – Coastal Geomorphology.

UNIT II COASTAL RESOURCES**9**

Types and functions of coastal and marine resources – Renewable and Non-Renewable resources – Living marine resources and Nonliving marine resources – Marine minerals-Placer deposits – Hydrocarbon deposits – Polymetallic nodules.

UNIT III COASTAL ECOSYSTEM**9**

Marine ecosystem: Mangroves – Seagrass – Seaweeds - Coral reef – Large marine ecosystem - Climate effects on living marine resources- Biological monitoring of marine ecosystem- Human impacts on marine ecosystem.

UNIT IV COASTAL REGULATIONS**9**

Introduction- What is ICM- Developing an ICM framework- Principles-Goals-defining boundaries – Coastal Regulation Zones (CRZ) for main land and Islands –Environmental Law and policy.

UNIT V REMOTE SENSING IN COASTAL ZONE MANAGEMENT**9**

Sensors and Platforms used for coastal application –Mapping of Coral Reefs, Macroalgae, Mangrove and Wetlands – Coastal Landuse / Land Cover Mapping – Coastal Regulation Zone Mapping – Case studies.

TOTAL:45 PERIODS**COURSE OUTCOMES:**

On completion of the course, the student is expected to be able to

CO1 Understand the science and basic of Coastal zone.

CO2 Assess the living marine resources and non-living marine resources.

CO3 Learn about importance of different ecosystem available in coastal and marine environment.

CO4 Understand the coastal regulations for mainland and islands.

CO5 Acquire knowledge about various satellites and sensors used for marine and coastal environment.

TEXTBOOKS:

1. Richard Sylvester, "Coastal Engineering, Volume I And II", Elsevier Scientific Publishing Co., 1999
2. NCSCM strategies and guide line for National implementation of Integrated Coastal zone management, 2013
3. Ramesh R and Purvaja R, E-learning module on ICZM for UNESCO-HE, The Netherlands, 2006
4. Dwivedi, S.N., Natarajan, R And Ramachandran, S., "Coastal Zone Management In Tamilnadu", Madras, 1991
5. David R. Green, Stephen D. King; Coastal and Marine Geo-Information Systems: Applying the Technology to the Environment, Springer, 2003
6. Ramamohana Rao P, Suneetha P, "Coastal Zone Management Using Remote Sensing and GIS", Paperback – Import, 2014.

COs- PO's & PSO's MAPPING

PO/PSO		Course Outcome					Overall Correlation of COs to POs
		CO1	CO2	CO3	CO4	CO5	
PO1	Knowledge of Engineering Sciences	2	3	2		3	2
PO2	Problem analysis			3	3	3	3
PO3	Design/development of solutions		2	3		3	3
PO4	Investigation	1	2	2	2	3	2
PO5	Modern Tool Usage			3		3	3
PO6	Individual and Team work		3		2		3
PO7	Communication				2		2
PO8	Engineer and Society		2	2	2	3	2
PO9	Ethics				3		3
PO10	Environment and Sustainability	2	3	3	3	3	3
PO11	Project Management and Finance		1			3	3
PO12	Life Long Learning			2			2
PSO1	Knowledge of Civil Engineering discipline	2	3	3	3	3	3
PSO2	Critical analysis of Civil Engineering problems and innovation		3		3	3	3
PSO3	Conceptualization and evaluation of Engineering solutions to Civil engineering issues		3	3	3		3

VERTICAL IX: DIVERSIFIED COURSES

CE3049 STEEL CONCRETE COMPOSITE STRUCTURES L T P C
3 0 0 3

COURSE OBJECTIVE

- To develop an understanding of the effect composite action and assess governing limit states for composite elements.

UNIT I INTRODUCTION TO COMPOSITE ACTION 9

Introduction to steel - concrete composite construction – codes – composite design – shear connectors – types of shear connectors – degrees of shear connections – partial and full shear connections.

UNIT II DESIGN OF COMPOSITE BEAM 9

Introduce composite beams, including shear studs – Determine the location of a beam's neutral axis/axes depending on the level of composite action. Calculate shear stud strength and understand strength modifiers - deflection of composite beams.

UNIT III DESIGN OF COMPOSITE COLUMN 9

Types of Composite columns – design of encased columns – design of in-filled columns – axial, uni-axial and bi-axially loaded columns.

UNIT IV DESIGN OF COMPOSITE SLAB 9

Introduction – Composite slabs – profiled sheeting – sheeting parallel to span – sheeting perpendicular to span.

UNIT V CASE STUDIES 9

Case studies on steel concrete composite construction in buildings - seismic behaviour of composite structures

TOTAL: 45 PERIODS**COURSE OUTCOMES:**

At the end of the course the student will be able to

- CO1** Describe the effect of composite action has on structural component behaviour.
- CO2** Describe and assess governing limit states for composite beam.
- CO3** Describe and assess governing limit states for composite slab.
- CO4** Describe and assess governing limit states for composite column.
- CO5** Study and evaluate the case studies related to steel concrete composite constructions of buildings.

TEXT BOOKS:

- Johnson R.P., "Composite Structures of Steel and Concrete Beams, Slabs, Columns and Frames for Buildings", Vol.I, Fourth Edition, Blackwell Scientific Publications, 2018.
- Oehlers D.J. and Bradford M.A., "Composite Steel and Concrete Structural Members, Fundamental behaviour", Revised Edition, Pergamon press, Oxford, 2000.

REFERENCES:

- Owens.G.W and Knowles.P, "Steel Designers Manual", Seventh Edition, Steel Concrete Institute(UK), Oxford Blackwell Scientific Publications, 2011.
- Teaching resource for, "Structural Steel Design," Volume 2 of 3, Institute for Steel Development and Growth (INSDAG), 2002.
- Narayanan R, "Composite steel structures – Advances, design and construction", Elsevier, Applied science, UK, 1987.

COs- PO's & PSO's MAPPING

PO/PSO		Course Outcome					Overall Correlation of CO s to POs
		CO1	CO2	CO3	CO4	CO5	
PO1	Knowledge of Engineering Sciences	3	3	3	3	-	3
PO2	Problem analysis	3	3	3	3	2	3
PO3	Design / development of solutions	3	3	3	3	-	3
PO4	Investigation	2	2	2	2	2	2
PO5	Modern Tool Usage	-	2	2	2	-	2
PO6	Individual and Team work	-	-	-	-	2	2
PO7	Communication	1	1	1	1	1	1
PO8	Engineer and Society	2	2	2	2	2	2
PO9	Ethics	3	2	2	2	2	2
PO10	Environment and Sustainability	2	2	2	2	2	2
PO11	Project Management and Finance	-	1	1	1	1	1
PO12	Life Long Learning	2	2	2	2	2	2
PSO1	Knowledge of Construction Engineering & Management discipline	2	2	2	2	2	2
PSO2	Critical analysis of Construction management problems and innovation	3	3	3	3	3	3
PSO3	Conceptualization and evaluation of engineering solutions to Construction Issues	3	3	3	3	3	3

CE3050**FINANCE FOR ENGINEERS****L T P C
3 0 0 3****COURSE OBJECTIVE:**

- To study the concepts of Finance such as fundamentals of management of accounting, Time value of money, comparing alternatives proposals, evaluating alternative investments and management of funds.

UNIT I FUNDAMENTALS OF MANAGEMENT ACCOUNTING**9**

Basics of accounting - Management accounting, Financial accounting principles- basic concepts, Financial statements – accounting ratios - funds flow statement – cash flow statement.

UNIT II TIME VALUE OF MONEY**9**

Time Value of Money – Present Value – Future Value – Single amount - Annuity – Cost of Capital – Cost of Debt, Preference, Equity – Proportions- Cost of Capital Calculation – Financial Institutions Considerations.

UNIT III COMPARING ALTERNATIVES PROPOSALS**9**

Comparing alternatives- NPV – BCR – IRR – ARR – Urgency – Pay Back Period and Break Even Analysis – Assessment of Various Methods – Indian Practice of Investment Appraisal – International Practice of Appraisal

UNIT IV EVALUATING ALTERNATIVE INVESTMENTS**9**

Real Estate - Investment Property, Equipment Replace Analysis, Depreciation – Tax before and after depreciation – GST– Input Tax Credit (ITC) – Assessment and Administration of GST – Inflation - Practical knowledge of risk and tax management.

UNIT V FUNDS MANAGEMENT**9**

Project Finance – Sources of finance - Long-term and short -term finance, Working Capital Management, Inventory valuation, Mortgage Financing - International financial management- foreign currency management - Applications of valuation concepts to real-world cases & examples.

TOTAL : 45 PERIODS**COURSE OUTCOMES:**

- On completion of the course, the student is expected to be able to

CO1 Describe the basic principles of accounting**CO2** Assess the value of money**CO3** Evaluate alternate proposals**CO4** Evaluate alternative investments**CO5** Select best source of finance for a project**REFERENCES:**

1. Prasanna Chandra, Projects – Planning, Analysis, Selection, Implementation Review, McGraw Hill Publishing Company Ltd., New Delhi. 2006.
2. Blank, L.T., and Tarquin, a.J Engineering Economy, 4th Edn. Mc-Graw Hill Book Co., 1988
3. Collier C and GlaGola C Engineering Economics & Cost Analysis, 3rd Edn. Addison Wesley Education Publishers., 1998.
4. Patel, B M Project management- strategic Financial Planning, Evaluation and Control, Vikas Publishing House Pvt. Ltd. New Delhi, 2000
5. Steinand noer, H.M. Engineering Economic principles, 2nd Edn. McGraw Hill Book, 1996

COs- PO's & PSO's MAPPING

PO/PSO		Course Outcome					Overall Correlation of COs to POs
		CO1	CO2	CO3	CO4	CO5	
PO1	Knowledge of Engineering Sciences	2	2	2	2	2	2
PO2	Problem analysis	1	3	3	2	1	3
PO3	Design / development of solutions	-	-	1	1	1	1
PO4	Investigation	1	1	2	3	2	2
PO5	Modern Tool Usage	1	1	1	1	1	1
PO6	Individual and Team work	-	-	1	1	1	1
PO7	Communication	-	-	1	1	1	1
PO8	Engineer and Society	1	1	1	1	1	1
PO9	Ethics	1	1	1	1	1	1
PO10	Environment and Sustainability	-	-	1	1	1	1
PO11	Project Management and Finance	3	3	3	3	3	3
PO12	Life Long Learning	1	1	1	1	1	1
PSO1	Knowledge of Civil Engineering discipline	1	1	1	1	1	1
PSO2	Critical analysis of Civil Engineering problems and innovation	1	1	1	1	1	1
PSO3	Conceptualization and evaluation of engineering solutions to Civil Engineering Issues	1	1	1	1	1	1

CE3051

EARTH AND ROCK FILL DAMS

L T P C
3 0 0 3**COURSE OBJECTIVE:**

- Students are expected to learn reasons for failure and damages of embankments and slopes, various methods of analysis of slopes and remedial techniques to protect the slopes.

UNIT I DESIGN CONSIDERATION**9**

Design consideration, Factors influencing design, Types of earth and rock fill dams, Design details, Provisions to control pore pressure.

UNIT II SLOPE STABILITY AND SEEPAGE ANALYSIS**8**

Stability of infinite and finite slopes, Method of Slices, Bishop's method, Flow nets, Stability conditions during construction, Full reservoir and drawdown - cut off walls – Trenches – Importance of drainage and filters.

UNIT III HYDRAULIC FRACTURING**9**

Introduction, Conditions and mechanisms for hydraulic fracturing, Failure criterion for hydraulic fracturing – cubic specimen with a crack – core with a transverse crack – core with a vertical crack, strike–dip of easiest crack spreading; factors affecting hydraulic fracturing, self-healing of a core crack.

UNIT IV FAILURE AND DAMAGES**9**

Failure and damages, Nature and importance of failures in embankment and foundation - Piping, Differential settlement, Foundation slides, Earthquake damage, creep and anisotropic effects, Reservoir wave action, Dispersive piping.

UNIT V SLOPE PROTECTION MEASURES**10**

Special design problems, Slope protection, Filter design, Foundation treatment, Earth dams on pervious soil foundation, Application of Geosynthetic materials in filtration. Treatment of rock foundation, Construction Techniques, Quality control and performance measurement

TOTAL: 45 PERIODS**COURSE OUTCOMES:**

On completion of the course, the student is expected to be able to

- CO1** Assess the causes of failure and damage of embankments and slopes.
- CO2** Apply the knowledge of engineering and analyse the stability of slopes for various seepage conditions and apply the concept in the design of earth and rock fill dams.
- CO3** Apply the knowledge of engineering and assess the stability of dam against hydraulic fracturing and suggest suitable remedial measure.
- CO4** Understand the nature of failures and damages in earth and rock fill dams and apply the concept in field to avoid distress.
- CO5** Recommend suitable remedial measures to protect the slopes and implement quality control and monitor its performance

REFERENCES:

1. Rowe, R.K., Geotechnical and Geoenvironmental Engineering Handbook, Kulwer Academic Publishers, 2001.
2. Anderson, M.G., and Richards, K.S., Slope Stability, John Wiley, 1987.
3. Sherard, J.L., Woodward, R.J., Gizienski, R.J. and Clevenger, W.A., Earth and Earth rock dam, John Wiley, 1963.
4. Chowdhury, D.F., Slope analysis, Prentice Hall, 1988.
5. McCarthy, D.F., Essentials of Soil Mechanics and Foundations: Basic Geotechnics, Sixth Edition, Prentice Hall, 2002.
6. Bramhead, E.N., The Stability of Slopes, Blacky Academic and Professionals Publications, Glasgow, 1986.
7. Chandhar, R.J., Engineering Developments and Applications, Thomas Telford, 1991
8. Koerner, R.M. Designing with Geosynthetics, Third Edition, Prentice Hall, 1997.
9. Jun-Jie Wang, Hydraulic Fracturing in Earth-rock Fill Dams, John Wiley & Sons, 2014.

COs- PO's & PSO's MAPPING

PO/PSO		Course Outcome					Overall Correlation of COs to POs
		CO1	CO2	CO3	CO4	CO5	
PROGRAM OUTCOMES(PO)							
PO1	Knowledge of Engineering Sciences	2	3	3	3	2	3
PO2	Problem analysis	2	3	3	3	2	3
PO3	Design / development of solutions	2	3	3	3	3	3
PO4	Investigation	3	2	3	2	1	2
PO5	Modern Tool Usage	1	3	2	3	3	3
PO6	Engineer and Society	2	2	3	3	3	3
PO7	Environment and Sustainability	1	2	2	3	3	3
PO8	Ethics	3	1	1	1	3	2
PO9	Individual and Team work	2	2	2	3	3	2
PO10	Communication	1	1	2	2	1	1
PO11	Project Management and Finance	2	2	3	3	3	3
PO12	Life Long Learning	3	3	3	3	3	3
PROGRAM SPECIFIC OUTCOMES (PSO)							
PSO1	Knowledge of Geotechnical Engineering discipline	3	3	3	3	3	3
PSO2	Critical analysis of Geotechnical Engineering problems and innovation	2	2	2	3	3	2
PSO3	Conceptualization and evaluation of engineering solutions to geotechnical engineering issues	2	2	3	3	3	3

CE3052**COMPUTATIONAL FLUID DYNAMICS****L T P C
3 0 0 3****COURSE OBJECTIVES:**

The main learning objective of this course is to prepare the students for

- Applying the fundamentals of CFD, and developing case specific governing equations,
- Performing finite difference and finite volume based analysis for steady and transient diffusion problems,
- Implementing various mathematical schemes under finite volume method for convection diffusion.
- Solving complex problems in the field of fluid flow and heat transfer with the support of high speed computers.
- Applying the various discretization methods, solution procedure and the concept of turbulence modelling.

UNIT I GOVERNING EQUATIONS AND BOUNDARY CONDITIONS**9**

Basics of computational fluid dynamics – Governing equations– Continuity, Momentum and Energy equations – Chemical species transport –Physical boundary conditions – Time-averaged equations for Turbulent Flow – Turbulent–Kinetic Energy Equations – Mathematical behavior of PDEs on CFD - Elliptic, Parabolic and Hyperbolic equations.

UNIT II FINITE DIFFERENCE AND FINITE VOLUME METHODS FOR DIFFUSION**9**

Derivation of finite difference equations– General Methods for first and second order accuracy – Finite volume formulation for steady and transient diffusion problems –Example problems– Use of Finite Difference and Finite Volume methods

- UNIT III FINITE VOLUME METHOD FOR CONVECTION DIFFUSION 9**
Steady one-dimensional convection and diffusion – Central, upwind differencing schemes, properties of discretization schemes, Hybrid, Power-law, QUICK Schemes, Conservativeness, Boundedness, Transportiveness.
- UNIT IV FLOWFIELD ANALYSIS 9**
Stream function and vorticity, Representation of the pressure gradient term, Staggered grid – Momentum equations, Pressure and Velocity corrections – Pressure Correction equation, SIMPLE algorithm and its variants – PISO Algorithms.
- UNIT V TURBULENCE MODELS AND MESH GENERATION 9**
Turbulence models, mixing length model, Two equation (k- ϵ) models – High and low Reynolds number models, Mesh Generation and refinement Techniques-software tools.

TOTAL : 45 PERIODS**COURSE OUTCOMES:**

Upon completion of this course, the students will be able to:

- CO1** Apply the fundamentals of CFD and develop case specific governing equations
- CO2** Perform finite difference and finite volume based analysis for steady and transient diffusion problems
- CO3** Implement various mathematical schemes under finite volume method for convection diffusion
- CO4** Solve complex problems in the field of fluid flow and heat transfer with the support of high speed computers
- CO5** Apply the various discretization methods, solution procedure and the concept of turbulence modelling

TEXT BOOKS:

1. Versteeg, H.K. and Malalasekera, W. "An Introduction to Computational Fluid Dynamics: The finite volume Method", Pearson Education, 2014
2. Ghoshdastidar, P.S., "Computer Simulation of flow and heat transfer", Tata McGraw Hill, 1998.

REFERENCES:

1. John. F. Wendt, "Computational Fluid Dynamics – An Introduction", Springer, 2013.
2. K.Muralidhar & T.Sundararajan, Computational Fluid Flow and Heat Transfer, Narora Publishing House, 1994.
3. Suhas V, Patankar, "Numerical Heat transfer and Fluid flow", Taylor & Francis, 2009.
4. Uriel Frisch, Turbulence, Cambridge University Press, 1999.
5. Yogesh Jaluria & Kenneth E. Torrance, "Computational Heat Transfer", CRC press, 2002.

COs- PO's & PSO's MAPPING

PO/PSO		Course Outcome					Overall Correlation of COs to POs
		CO1	CO2	CO3	CO4	CO5	
PO1	Knowledge of Engineering Sciences	3	3	3	3	3	3
PO2	Problem analysis	2	2	2	3	3	2
PO3	Design / development of solutions	1	2	3	3	3	3
PO4	Investigation	1	1	2	3	3	2
PO5	Modern Tool Usage	2	2	2	2	2	2
PO6	Engineer and Society	2	2	2	2	2	2
PO7	Environment and Sustainability	1	1	1	1	1	1
PO8	Ethics	1	1	1	1	1	1
PO9	Individual and Team work	1	1	2	2	2	2
PO10	Communication	1	1	2	2	2	2
PO11	Project Management and Finance	1	1	2	2	2	2
PO12	Life Long Learning	1	1	1	2	2	1
PSO1	Knowledge of Civil Engineering discipline	3	2	2	2	2	2

PSO2	Critical analysis of Civil Engineering problems and innovation	1	1	2	3	3	2
PSO3	Conceptualization and evaluation of engineering solutions to Civil Engineering Issues	2	2	3	3	3	3

CE3053**RAINWATER HARVESTING****L T P C****3 0 0 3****COURSE OBJECTIVE:**

- To impart knowledge and skills relevant to water conservation and management towards achieving the sustainability in water resources and relate the engineering principles and practices in estimation of runoff, storage, recharge into the ground and maintain the system through the best management practices followed around the world.

UNIT I BASICS OF RWH**8**

Water and its sources - Need for water conservation – Types of water demand - Conservation Methods - Global and Indian perspectives - National mission and goals towards rainwater harvesting – National water policy - Legislation on rainwater harvesting in India and Tamil Nadu.

UNIT II HYDROLOGY AND GROUND WATER**10**

Hydrological cycle – Precipitation - Rainfall measurement - Rain-gauges – Hyetograph - Infiltration - Runoff estimation – Rooftop runoff estimation. Ground water - Aquifer Properties – Darcy law and well hydraulics - Steady flow.

UNIT III METHODS OF RAINWATER HARVESTING**7**

Rainwater harvesting potential of an area - Traditional harvesting practices – Rooftop harvesting - Methods of RWH structures – Site selection for rainwater harvesting - Surface runoff Harvesting - Ground water recharge - Artificial recharge.

UNIT IV DESIGN OF RAINWATER HARVESTING STRUCTURES**10**

Design Considerations - Components of Rainwater harvesting system - Simple roof water collection system - Design of Storage structure - Design of Recharge structures – Recharge pit - Recharge trench - Recharge well - Gully plug - Contour bund - Percolation tank - Check dam - Recharge shaft - Efficiency of RWH system

UNIT V MANAGEMENT OF RWH AND CASE STUDIES**10**

Difficulties in RWH - At catchment level - At household level - Evaluation of RWH systems – Maintenance of RWH structures - Modernisation of RWH system - Case studies on best practice of RWH in urban - Success stories of Contemporary practices of RWH in India.

TOTAL: 45 PERIODS**COURSE OUTCOMES:**

- On completion of the course, the student is expected to be able to
- CO1** Understand the need and importance of water conservation through global and Indian practices of rainwater harvesting
- CO2** Understand and apply the concepts of hydrology and groundwater in the estimation of runoff and recharge potentials
- CO3** Understand the various types of rainwater harvesting methods and apply it on the field
- CO4** Design the various RWH structures to harvest the rainwater in surface and subsurface
- CO5** Explain the difficulties of RWH, evaluation methods and maintenance through various case studies.

TEXT BOOKS

1. H.M Raghunath "Ground Water" 3rd Edition, New Age International 2007.
2. Jayarami Reddy.P, (2005) "A Text book of Hydrology" Firewall media Publication.
3. Ramakrishnan S, (2010), "Ground Water", Scitech Publications (India) Pvt Ltd

REFERENCES:

1. Proceedings of UNHABITAT Blue water series "Rainwater harvesting and utilization", Book 2 beneficiaries and capacity builders.
2. Rain water Harvesting Techniques to Augment Ground Water: Ministry of Water Resources Central Ground Water Board Faridabad,2003.
3. Rainwater Harvesting: Indian Railway Institute of Civil Engineering Pune, October 2015.
4. A Manual on "Rainwater Harvesting and Conservation": Government of India, Consultancy Service Organization Central Public Works Department, New Delhi.
5. "A Water Harvesting Manual for Urban Areas" issued by Centre for Science and Environment.
6. Traditional Water Harvesting Systems of India" C.P.R. Environmental Education Centre, Chennai, India (2004).
7. Empowering Village Communities for A Sustainable Water Future - A Resource Book for Jaldoots, 2019, Prepared by Central Ground Water Board, Dept. of Water Resources, River Development and Ganga Rejuvenation, Ministry of Jal Shakti, Govt. of India and MARVI – Managing Aquifer Recharge and Sustaining Ground water Use through Village-level Intervention.
8. Handbook on rainwater harvesting storage options, Ministry of Water & Environment, Uganda

COs- PO's & PSO's MAPPING

PO/PSO		Course Outcome					Overall Correlation of COs to POs
		CO1	CO2	CO3	CO4	CO5	
PO1	Knowledge of Engineering Sciences	2	3	2	3	2	2
PO2	Problem analysis	1	3	2	3	2	2
PO3	Design / development of solutions		2	2	3	2	2
PO4	Investigation		2	2	3	2	2
PO5	Modern Tool Usage	1	3	2	3	2	2
PO6	Engineer and Society	2	2	2	3	2	2
PO7	Environment and Sustainability	2	1	2	2	2	2
PO8	Ethics	2	1	1	2	2	2
PO9	Individual and Team work	1	1	1	2	2	1
PO10	Communication	1	1	1	1	1	1
PO11	Project Management and Finance	1	2	1	3	2	2
PO12	Life Long Learning	2	2	2	2	2	2
PSO1	Knowledge of Civil Engineering	2	2	2	3	3	2
PSO2	Critical analysis of Civil Engineering problems and innovation	2	2	2	3	3	2
PSO3	Conceptualization and evaluation of engineering solutions to Civil Engineering Issues	1	2	2	3	3	2

CE3054**TRANSPORT AND ENVIRONMENT****L T P C****3 0 0 3****COURSE OBJECTIVE:**

- The objective of this course is to create an awareness / overview of the impact of Transportation Projects on the environment and society.

UNIT I INTRODUCTION 8
 Environmental Inventory, Environmental Assessment, Environmental Impact Assessment (EIA), Environmental Impact of Transportation Projects, Need for EIA, EIA Guidelines for Transportation Project, Historical Development.

UNIT II METHODOLOGIES 8
 Elements of EIA – Screening and Scoping – Methods of Impact Analysis – Applications – Appropriate methodology.

UNIT III ENVIRONMENTAL IMPACT, PREDICTION AND ASSESSMENT 10
 Prediction and Assessment of Impact of Transportation Project at various stages on water, air, noise, land acquisition and resettlement, Socio economic impact, indigenous people, aesthetics, health and safety, energy studies, traffic impact studies, IRC guidelines.

UNIT IV ENVIRONMENTAL MITIGATION AND MANAGEMENT PLAN 10
 Mitigation of the impact on Natural and Man-made Environment, Health, Water, Land, Noise, Air, Public participation, Environmental Management Plan, Energy Conservation, Methods to reduce Global Warming.

UNIT V EIA CASE STUDIES 9
 EIA Case Studies on Highway, Railway - EIA Case Studies on Transit Oriented Development (TOD), Compact Cities, Non-Motorised Transport (NMT)

TOTAL: 45 PERIODS

COURSE OUTCOMES

- CO1** Understand the basic concepts of Environmental Impact of Assessment
CO2 Apply various methods of analyzing environmental Impact Analysis.
CO3 Gain knowledge on Stage Wise Assessment and Prediction of impact of transportation projects
CO4 Adopt environmental management plan and their impact on earth.
CO5 Reviewing various case studies on environmental impact assessment of transport projects.

TEXTBOOKS:

1. Canter, L.R., Environmental Impact Assessment, McGraw Hill, New Delhi, 1996.
2. Indian Road Congress (IRC), Environmental Impact of Highway Projects, IRC, Delhi, 1998.
3. EIA Guidance Manual- Highway- MOEF & Govt of India, 2010
4. P. Meenakshi, Elements of Environmental Science and Engineering, Prentice Hall of India, New Delhi, 2006
5. Thirumurthy A.M., Introduction to Environmental Science and Management, Shroff Publishers, Bombay, 2005.

REFERENCES:

1. John G.Rau and David, C.Hooten, Environmental Impact Analysis Handbook, McGraw Hill Book Company, 1995
2. James H.Banks, Introduction to Transportation Engineering, McGraw Hill Book Company, 2000
3. World Bank, A Handbook on Roads and Environment, Vol.I and II, Washington DC, 1997
4. Priya Ranjan Trivedi, International Encyclopedia of Ecology and Environment – EIA, Indian Institute of Ecology and Environment, New Delhi, 1998
5. Manual on Norms & Standards for Environmental Clearance of large construction projects, MOEF & Govt of India

COs- PO's & PSO's MAPPING

PO/PSO		Course Outcome					Over all Correlation of COs to POs
		CO1	CO2	CO3	CO4	CO5	
PROGRAM OUTCOMES (PO)							
PO1	Knowledge of Engineering Sciences	3	3				3
PO2	Problem analysis		3	3	3	2	3
PO3	Design / development of solutions		3	3	2	1	3
PO4	Investigation			2	2	1	2
PO5	Modern Tool Usage		2	3	2	2	2
PO6	Engineer and Society	3			3	3	3
PO7	Environment and sustainability	1	1	2	3	1	2
PO8	Ethics			3	3	3	3
PO9	Individual and Team work	2	2			2	2
PO10	Communication					1	1
PO11	Project Management and Finance			2	2	3	2
PO12	Life Long Learning	2		2	1	1	2
PROGRAM SPECIFIC OUTCOMES (PSO)							
PSO1	Knowledge of Civil Engineering discipline	3	3	3	3	2	3
PSO2	Critical analysis of Civil Engineering problems and innovation	2	1	2	3		2
PSO3	Conceptualization and evaluation of engineering solutions to Civil Engineering Issues		2	3	2	3	3

CE3055**ENVIRONMENTAL QUALITY MONITORING****L T P C
3 0 0 3****COURSE OBJECTIVES:**

- To educate the students on the sample collection and various instrumental methods of monitoring the quality of air, water and solid waste.

UNIT I MONITORING AND CHARACTERIZATION OF ENVIRONMENT 9

General approach to environmental analysis, Choice of Lab.Vs. Field analysis, Environmental monitoring-current and future status, Lab. Standards, Data quality objectives, statistics in environmental monitoring, Accuracy and precision, detection limit, types of errors, Automated Data acquisition and processing-sensors and transducers , Monitoring Network and real time monitoring

UNIT II ENVIRONMENTAL SAMPLING 9

Location, planning, sampling equipment's for water, solids and air, sample storage for physical and chemical contaminants ,types of sampling, representative samples, sample preparation techniques-Solvent Extraction, SPE, Head space, Purge and trap and SPME

UNIT III WATER ANALYSIS 9

Techniques for analysis of major ions-UV-visible Spectrophotometer, Flame photometer, AAS, ICP (AES and MS), Trace organic pollutants(PCB, dioxins, pesticides) GC and HPLC (Columns Detectors and Application)

UNIT IV ATMOSPHERIC ANALYSIS 9

Ambient air and flue gas, Gaseous pollutants-Determination of time weighted average concentration(Absorption trains, solid adsorbents and differential tubes), Direct reading instruments(fluorescence ,chemiluminescent,IR and Electrochemical sensors, GC-MS for trace organics, Particulate sampling methods- High volume sampler, personal sampler, PM 10 and 2.5, Metals Direct(XRF) and dissolution methods(AAS/AES)

UNIT V ANALYSIS OF SOIL AND WASTE**9**

Problem in analysis of soil and Waste -sampling, pretreatment -extraction and clean up, New extraction techniques, Automated soxhlet and solvent extraction, microwave digestion and sonication, SCF(CO₂), Analysis for trace pollutants, Analysis of leachate.

TOTAL: 45 PERIODS**COURSE OUTCOMES:**

- CO1** Understand the basics of environmental monitoring
CO2 Able to select appropriate sampling protocol for chemical analysis
CO3 Understand various methods of analysis of pollutants in water
CO4 Select correct method for toxic pollutants estimation in air
CO5 Familiar with analysis of land and wastes

REFERENCES:

1. Reeve, R.N., "Introduction to Environmental Analysis", Analytical Techniques in the Sciences, John Wiley & Sons, Chichester, UK, 2002.
2. Barcelo, D.(editor), "Environmental analysis. Techniques, Applications and Quality Assurance", Elsevier, The Netherlands, 1996
3. Paul R. Loconto Trace Environmental Quantitative Analysis: Principles, Techniques, and Applications, Marcel Dekker; 2nd Edition , 2005,
4. Janick Artiola, Ian Pepper and Mark Brusseau, ENVIRONMENTAL MONITORING AND CHARACTERIZATION , Academic Press,2004.

COs- PO's & PSO's MAPPING

		Course Outcome					Overall Correlation of COs to POs
		CO1	CO2	CO3	CO4	CO5	
PO1	Knowledge of Engineering Sciences	3	3	3	2	3	3
PO2	Problem analysis	2	2	3	1	3	2
PO3	Design/development of solutions				2	2	2
PO4	Investigation		2	2	1	2	2
PO5	Modern Tool Usage	3	2	3	3	3	3
PO6	Individual and Teamwork				3	3	3
PO7	Communication	2					2
PO8	Engineer and Society		2				2
PO9	Ethics						
PO10	Environment and Sustainability	2				2	2
PO11	Project Management and Finance	2					2
PO12	Life Long Learning	2	2				2
PSO1	Knowledge of Environmental Management discipline	2	2	2		2	2
PSO2	Environmental Performance Evaluation and coordination	2	2				2
PSO3	Conceptualization of Environmental Management Systems	2	2				2

MANDATORY COURSES I**MX3081****INTRODUCTION TO WOMEN AND GENDER STUDIES****L T P C
3 0 0 0****COURSE OUTLINE****UNIT I CONCEPTS**

Sex vs. Gender, masculinity, femininity, socialization, patriarchy, public/ private, essentialism, binaryism, power, hegemony, hierarchy, stereotype, gender roles, gender relation, deconstruction, resistance, sexual division of labour.

UNIT II FEMINIST THEORY

Liberal, Marxist, Socialist, Radical, Psychoanalytic, postmodernist, ecofeminist.

UNIT III WOMEN'S MOVEMENTS: GLOBAL, NATIONAL AND LOCAL

Rise of Feminism in Europe and America.
Women's Movement in India.

UNIT IV GENDER AND LANGUAGE

Linguistic Forms and Gender.
Gender and narratives.

UNIT V GENDER AND REPRESENTATION

Advertising and popular visual media.

Gender and Representation in Alternative Media.
Gender and social media.

TOTAL : 45 PERIODS**MX3082****ELEMENTS OF LITERATURE****L T P C
3 0 0 0****OBJECTIVE:**

- To make the students aware about the finer sensibilities of human existence through an art form. The students will learn to appreciate different forms of literature as suitable modes of expressing human experience.

1. COURSE CONTENTS

Introduction to Elements of Literature

1. Relevance of literature

- Enhances Reading, thinking, discussing and writing skills.
- Develops finer sensibility for better human relationship.
- Increases understanding of the problem of humanity without bias.
- Providing space to reconcile and get a cathartic effect.

2. Elements of fiction

- Fiction, fact and literary truth.
- Fictional modes and patterns.
- Plot character and perspective.

3. Elements of poetry

- Emotions and imaginations.
- Figurative language.

- c) (Simile, metaphor, conceit, symbol, pun and irony).
- d) Personification and animation.
- e) Rhetoric and trend.

4. Elements of drama

- a) Drama as representational art.
- b) Content mode and elements.
- c) Theatrical performance.
- d) Drama as narration, mediation and persuasion.
- e) Features of tragedy, comedy and satire.

3. READINGS:

1. An Introduction to the Study of English Literature, W.H. Hudson, Atlantic, 2007.
2. An Introduction to Literary Studies, Mario Klarer, Routledge, 2013.
3. The Experience of Poetry, Graham Mode, Open college of Arts with Open Univ Press, 1991.
4. The Elements of Fiction: A Survey, Ulf Wolf (ed), Wolfstuff, 2114.
5. The Elements of Drama, J.L.Styan, Literary Licensing, 2011.

3.1 Textbook:

3.2 *Reference Books:: To be decided by the teacher and student, on the basis of individual student so as to enable him or her to write the term paper.

4. OTHER SESSION:

4.1*Tutorials:

4.2*Laboratory:

4.3*Project: The students will write a term paper to show their understanding of a particular piece of literature

5. *ASSESSMENT:

5.1 HA:

5.2 Quizzes-HA:

5.3 Periodical Examination: one

5.4 Project/Lab: one (under the guidance of the teachers the students will take a volume of poetry, fiction or drama and write a term paper to show their understanding of it in a given context; sociological, psychological, historical, autobiographical etc.

5.5 Final Exam:

TOTAL: 45 PERIODS

OUTCOME OF THE COURSE:

- Students will be able to understand the relevance of literature in human life and appreciate its aspects in developing finer sensibilities.

MX3083

FILM APPRECIATION

**L T P C
3 0 0 0**

In this course on film appreciation, the students will be introduced broadly to the development of film as an art and entertainment form. It will also discuss the language of cinema as it evolved over a century. The students will be taught as to how to read a film and appreciate the various nuances of a film as a text. The students will be guided to study film joyfully.

Theme - A: The Component of Films

A-1: The material and equipment

A-2: The story, screenplay and script

A-3: The actors, crew members, and the director

A-4: The process of film making... structure of a film

Theme - B: Evolution of Film Language

- B-1: Film language, form, movement etc.
- B-2: Early cinema... **silent film** (Particularly French)
- B-3: The emergence of feature films: **Birth of a Nation**
- B-4: Talkies

Theme - C: Film Theories and Criticism/Appreciation

- C-1: Realist theory; Auteurs
- C-2: Psychoanalytic, Ideological, Feminists
- C-3: How to read films?
- C-4: Film Criticism / Appreciation

Theme – D: Development of Films

- D-1: Representative Soviet films
- D-2: Representative Japanese films
- D-3: Representative Italian films
- D-4: Representative Hollywood film and the studio system

Theme - E: Indian Films

- E-1: The early era
- E-2: The important films made by the directors
- E-3: The regional films
- E-4: The documentaries in India

READING:

A Reader containing important articles on films will be prepared and given to the students. The students must read them and present in the class and have discussion on these.

MX3084**DISASTER RISK REDUCTION AND MANAGEMENT****L T P C
3 0 0 0****COURSE OBJECTIVE**

- To impart knowledge on concepts related to disaster, disaster risk reduction, disaster management
- To acquaint with the skills for planning and organizing disaster response

UNIT I HAZARDS, VULNERABILITY AND DISASTER RISKS**9**

Definition: Disaster, Hazard, Vulnerability, Resilience, Risks – Types of Disasters: Natural, Human induced, Climate change induced –Earthquake, Landslide, Flood, Drought, Fire etc – Technological disasters- Structural collapse, Industrial accidents, oil spills -Causes, Impacts including social, Economic, political, environmental, health, psychosocial, etc.- Disaster vulnerability profile of India and Tamil Nadu - Global trends in disasters: urban disasters, pandemics, Complex emergencies, -, Inter relations between Disasters and Sustainable development Goals

UNIT II DISASTER RISK REDUCTION (DRR)**9**

Sendai Framework for Disaster Risk Reduction, Disaster cycle - Phases, Culture of safety, prevention, mitigation and preparedness community Based DRR, Structural- nonstructural measures, Roles and responsibilities of- community, Panchayati Raj Institutions / Urban Local Bodies (PRIs/ULBs), States, Centre, and other stakeholders- Early Warning System – Advisories from Appropriate Agencies.- Relevance of indigenous Knowledge, appropriate technology and Local resources.

UNIT III DISASTER MANAGEMENT**9**

Components of Disaster Management – Preparedness of rescue and relief, mitigation, rehabilitation and reconstruction- Disaster Risk Management and post disaster management – Compensation and Insurance- Disaster Management Act (2005) and Policy - Other related policies, plans, programmes and legislation - Institutional Processes and Framework at State and Central Level- (NDMA –SDMA-DDMA-NRDF- Civic Volunteers)

UNIT IV TOOLS AND TECHNOLOGY FOR DISASTER MANAGEMENT 9

Early warning systems -Components of Disaster Relief: Water, Food, Sanitation, Shelter, Health, Waste Management, Institutional arrangements (Mitigation, Response and Preparedness, – Role of GIS and Information Technology Components in Preparedness, Risk Assessment, Response and Recovery Phases of Disaster – Disaster Damage Assessment. - Elements of Climate Resilient Development –Standard operation Procedure for disaster response – Financial planning for disaster Management

UNIT V DISASTER MANAGEMENT: CASE STUDIES 9

Discussion on selected case studies to analyse the potential impacts and actions in the contest of disasters-Landslide Hazard Zonation: Earthquake Vulnerability Assessment of Buildings and Infrastructure: Case Studies, Drought Assessment: Case Studies, Coastal Flooding: Storm Surge Assessment, Floods: Fluvial and Pluvial Flooding: Case Studies; Forest Fire: Case Studies, Man Made disasters: Case Studies, Space Based Inputs for Disaster Mitigation and Management and field works related to disaster management.- Field work-Mock drill -

TOTAL : 45 PERIODS**TEXT BOOKS:**

- 1 Taimpo (2016), Disaster Management and Preparedness, CRC Publications
- 2 Singh R (2017), Disaster Management Guidelines for earthquakes, Landslides, Avalanches and tsunami, Horizon Press Publications
- 3 Singhal J.P. "Disaster Management", Laxmi Publications, 2010. ISBN-10: 9380386427 ISBN-13: 978-9380386423
- 4 Tushar Bhattacharya, "Disaster Science and Management", McGraw Hill India Education Pvt. Ltd., 2012. ISBN-10: 1259007367, ISBN-13: 978-1259007361]

REFERENCES

1. Govt. of India: Disaster Management Act, Government of India, New Delhi, 2005.
2. Government of India, National Disaster Management Policy, 2009.
3. Shaw R (2016), Community based Disaster risk reduction, Oxford University Press

COURSE OUTCOME:

- CO1:** To impart knowledge on the concepts of Disaster, Vulnerability and Disaster Risk reduction (DRR)
- CO2:** To enhance understanding on Hazards, Vulnerability and Disaster Risk Assessment prevention and risk reduction
- CO3:** To develop disaster response skills by adopting relevant tools and technology
- CO4:** Enhance awareness of institutional processes for Disaster response in the country and
- CO5:** Develop rudimentary ability to respond to their surroundings with potential Disaster response in areas where they live, with due sensitivity

CO's – PO's & PSO's MAPPING

CO's	PO's												PSO's		
	1	2	3	4	5	6	7	8	9	10	11	12	1	2	3
1	3	3	2	3	-	-	2	2	-	-	2	-	2	-	1
2	3	3	3	3	-	-	2	1	-	-	2	-	2	-	1
3	3	3	3	3	-	-	2	2	-	-	-	-	2	-	1
4	3	3	2	3	-	-	2	1	-	-	2	-	2	-	1
5	3	3	2	3	-	-	2	2	-	-	2	-	3	-	1
AVG	3	3	3	3	-	-	2	2	-	-	2	-	2	-	1

MANDATORY COURSES II

MX3085

**WELL-BEING WITH TRADITIONAL PRACTICES-YOGA, AYURVEDA
AND SIDDHA****L T P C
3 0 0 0****COURSE OBJECTIVES:**

- To enjoy life happily with fun filled new style activities that help to maintain health also
- To adapt a few lifestyle changes that will prevent many health disorders
- To be cool and handbill every emotion very smoothly in every walk of life
- To learn to eat cost effective but healthy foods that are rich in essential nutrients
- To develop immunity naturally that will improve resistance against many health disorders

UNIT I HEALTH AND ITS IMPORTANCE**2+4**

Health: Definition - Importance of maintaining health - More importance on prevention than treatment

Ten types of health one has to maintain - Physical health - Mental health - Social health - Financial health - Emotional health - Spiritual health - Intellectual health - Relationship health - Environmental health - Occupational/Professional health.

Present health status - The life expectancy-present status - mortality rate - dreadful diseases - Non-communicable diseases (NCDs) the leading cause of death - 60% - heart disease – cancer – diabetes - chronic pulmonary diseases - risk factors – tobacco – alcohol - unhealthy diet - lack of physical activities.

Types of diseases and disorders - Lifestyle disorders – Obesity – Diabetes - Cardiovascular diseases – Cancer – Strokes – COPD - Arthritis - Mental health issues.

Causes of the above diseases / disorders - Importance of prevention of illness - Takes care of health - Improves quality of life - Reduces absenteeism - Increase satisfaction - Saves time

Simple lifestyle modifications to maintain health - Healthy Eating habits (Balanced diet according to age) Physical Activities (Stretching exercise, aerobics, resisting exercise) - Maintaining BMI-Importance and actions to be taken

UNIT II DIET**4+6**

Role of diet in maintaining health - energy one needs to keep active throughout the day - nutrients one needs for growth and repair - helps one to stay strong and healthy - helps to prevent diet-related illness, such as some cancers - keeps active and - helps one to maintain a healthy weight - helps to reduce risk of developing lifestyle disorders like diabetes – arthritis – hypertension – PCOD – infertility – ADHD – sleeplessness -helps to reduce the risk of heart diseases - keeps the teeth and bones strong.

Balanced Diet and its 7 Components - Carbohydrates – Proteins – Fats – Vitamins – Minerals - Fibre and Water.

Food additives and their merits & demerits - Effects of food additives - Types of food additives - Food additives and processed foods - Food additives and their reactions

Definition of BMI and maintaining it with diet

Importance - Consequences of not maintaining BMI - different steps to maintain optimal BM

Common cooking mistakes

Different cooking methods, merits and demerits of each method

UNIT III ROLE OF AYURVEDA & SIDDHA SYSTEMS IN MAINTAINING HEALTH 4+4

AYUSH systems and their role in maintaining health - preventive aspect of AYUSH - AYUSH as a soft therapy.

Secrets of traditional healthy living - Traditional Diet and Nutrition - Regimen of Personal and Social Hygiene - Daily routine (Dinacharya) - Seasonal regimens (Ritucharya) - basic sanitation and healthy living environment - Sadvritta (good conduct) - for conducive social life.

Principles of Siddha & Ayurveda systems - Macrocosm and Microcosm theory - Panchekarana Theory / (Five Element Theory) 96 fundamental Principles - Uyir Thathukkal (Tri-Dosha Theory) - Udal Thathukkal

Prevention of illness with our traditional system of medicine

Primary Prevention - To decrease the number of new cases of a disorder or illness - Health promotion/education, and - Specific protective measures - Secondary Prevention - To lower the rate of established cases of a disorder or illness in the population (prevalence) - Tertiary Prevention - To decrease the amount of disability associated with an existing disorder.

UNIT IV MENTAL WELLNESS 3+4

Emotional health - Definition and types - Three key elements: the subjective experience - the physiological response - the behavioral response - Importance of maintaining emotional health - Role of emotions in daily life - Short term and long term effects of emotional disturbances - Leading a healthy life with emotions - Practices for emotional health - Recognize how thoughts influence emotions - Cultivate positive thoughts - Practice self-compassion - Expressing a full range of emotions.

Stress management - Stress definition - Stress in daily life - How stress affects one's life - Identifying the cause of stress - Symptoms of stress - Managing stress (habits, tools, training, professional help) - Complications of stress mismanagement.

Sleep - Sleep and its importance for mental wellness - Sleep and digestion.

Immunity - Types and importance - Ways to develop immunity

UNIT V YOGA 2+12

Definition and importance of yoga - Types of yoga - How to Choose the Right Kind for individuals according to their age - The Eight Limbs of Yoga - Simple yogasanas for cure and prevention of health disorders - What yoga can bring to our life.

TOTAL : 45 PERIODS**TEXT BOOKS:**

1. Nutrition and Dietetics - Ashley Martin, Published by White Word Publications, New York, NY 10001, USA
2. Yoga for Beginners_ 35 Simple Yoga Poses to Calm Your Mind and Strengthen Your Body, by Cory Martin, Copyright © 2015 by Althea Press, Berkeley, California

REFERENCES:

1. WHAT WE KNOW ABOUT EMOTIONAL INTELLIGENCE How It Affects Learning, Work, Relationships, and Our Mental Health, by Moshe Zeidner, Gerald Matthews, and Richard D. Roberts
A Bradford Book, The MIT Press, Cambridge, Massachusetts, London, England
2. The Mindful Self-Compassion Workbook, Kristin Neff, Ph.D Christopher Germer, Ph.D, Published by
The Guilford Press A Division of Guilford Publications, Inc.370 Seventh Avenue, Suite 1200, New York, NY 10001
 1. <https://www.ncbi.nlm.nih.gov/pmc/articles/PMC4799645/>
 2. **Simple lifestyle modifications to maintain health**

- <https://www.niddk.nih.gov/health-information/diet-nutrition/changing-habits-better-health#:~:text=Make%20your%20new%20healthy%20habit,t%20have%20time%20to%20c ook.>
3. **Read more:** <https://www.legit.ng/1163909-classes-food-examples-functions.html>
 4. <https://www.yaclass.in/p/science-state-board/class-9/nutrition-and-health-5926>
 5. **Benefits of healthy eating** <https://www.cdc.gov/nutrition/resources-publications/benefits-of-healthy-eating.html>
 6. **Food additives** <https://www.betterhealth.vic.gov.au/health/conditionsandtreatments/food-additives>
 7. **BMI** <https://www.hsph.harvard.edu/nutritionsource/healthy-weight/>
<https://www.who.int/europe/news-room/fact-sheets/item/a-healthy-lifestyle---who-recommendations>
 8. **Yoga** <https://www.healthifyme.com/blog/types-of-yoga/>
<https://yogamedicine.com/guide-types-yoga-styles/>
 - Ayurveda** : <https://vikaspedia.in/health/ayush/ayurveda-1/concept-of-healthy-living-in-ayurveda>
 9. **Siddha** : http://www.tkdil.res.in/tkdil/langdefault/Siddha/Sid_Siddha_Concepts.asp
 10. **CAM** : <https://www.hindawi.com/journals/ecam/2013/376327/>
 11. **Preventive herbs** : <https://www.ncbi.nlm.nih.gov/pmc/articles/PMC3847409/>

COURSE OUTCOMES:

After completing the course, the students will be able to:

- Learn the importance of different components of health
- Gain confidence to lead a healthy life
- Learn new techniques to prevent lifestyle health disorders
- Understand the importance of diet and workouts in maintaining health

MX3086

HISTORY OF SCIENCE AND TECHNOLOGY IN INDIAL T P C
3 0 0 0**UNIT-I CONCEPTS AND PERSPECTIVES**

Meaning of History

Objectivity, Determinism, Relativism, Causation, Generalization in History; Moral judgment in history
Extent of subjectivity, contrast with physical sciences, interpretation and speculation, causation
verses evidence, concept of historical inevitability, Historical Positivism.

Science and Technology-Meaning, Scope and Importance, Interaction of science, technology & society, Sources of history on science and technology in India.

UNIT-II HISTORIOGRAPHY OF SCIENCE AND TECHNOLOGY IN INDIA

Introduction to the works of D.D. Kosambi, Dharmपाल, Debiprasad Chattopadhyay, Rehman, S. Irfan Habib, Deepak Kumar, Dhruv Raina, and others.

UNIT-III SCIENCE AND TECHNOLOGY IN ANCIENT INDIA

Technology in pre-historic period

Beginning of agriculture and its impact on technology

Science and Technology during Vedic and Later Vedic times

Science and technology from 1st century AD to C-1200.

UNIT-IV SCIENCE AND TECHNOLOGY IN MEDIEVAL INDIA

Legacy of technology in Medieval India, Interactions with Arabs

Development in medical knowledge, interaction between Unani and Ayurveda and alchemy

Astronomy and Mathematics: interaction with Arabic Sciences

Science and Technology on the eve of British conquest

UNIT-V SCIENCE AND TECHNOLOGY IN COLONIAL INDIA

Science and the Empire
 Indian response to Western Science
 Growth of techno-scientific institutions

UNIT-VI SCIENCE AND TECHNOLOGY IN A POST-INDEPENDENT INDIA

Science, Technology and Development discourse
 Shaping of the Science and Technology Policy
 Developments in the field of Science and Technology
 Science and technology in globalizing India
 Social implications of new technologies like the Information Technology and Biotechnology

TOTAL : 45 PERIODS

MX3087 POLITICAL AND ECONOMIC THOUGHT FOR A HUMANE SOCIETY L T P C
3 0 0 0

Pre-Requisite: None. (Desirable: Universal Human Values 1, Universal Human Values 2)

OBJECTIVES:

- This course will begin with a short overview of human needs and desires and how different political-economic systems try to fulfill them. In the process, we will end with a critique of different systems and their implementations in the past, with possible future directions.

COURSE TOPICS:

Considerations for humane society, holistic thought, human being's desires, harmony in self, harmony in relationships, society, and nature, societal systems. **(9 lectures, 1 hour each)**

(Refs: A Nagaraj, M K Gandhi, JC Kumarappa)

Capitalism – Free markets, demand-supply, perfect competition, laissez-faire, monopolies, imperialism. Liberal democracy. **(5 lectures)**

(Refs: Adam smith, J S Mill)

Fascism and totalitarianism. World war I and II. Cold war. **(2 lectures)**

Communism – Mode of production, theory of labour, surplus value, class struggle, dialectical materialism, historical materialism, Russian and Chinese models.

(Refs: Marx, Lenin, Mao, M N Roy) **(5 lectures)**

Welfare state. Relation with human desires. Empowered human beings, satisfaction. **(3 lectures)**

Gandhian thought. Swaraj, Decentralized economy & polity, Community. Control over one's lives. Relationship with nature. **(6 lectures)**

(Refs: M K Gandhi, Schumacher, Kumarappa)

Essential elements of Indian civilization. **(3 lectures)**

(Refs: Pt Sundarlal, R C Mazumdar, Dharampal)

Technology as driver of society, Role of education in shaping of society. Future directions. **(4 lectures)** (Refs: Nandkishore Acharya, David Dixon, Levis Mumford)

Conclusion (2 lectures)**Total lectures: 39****Preferred Textbooks:** See Reference Books**Reference Books:** Authors mentioned along with topics above. Detailed reading list will be provided.**GRADING:**

Mid sems	30
End sem	20
Home Assign	10
Term paper	40

TOTAL : 45 PERIODS**OUTCOME:**

- The students will get an understanding of how societies are shaped by philosophy, political and economic system, how they relate to fulfilling human goals & desires with some case studies of how different attempts have been made in the past and how they have fared.

MX3088**STATE, NATION BUILDING AND POLITICS IN INDIA****L T P C
3 0 0 0****OBJECTIVE:**

The objective of the course is to provide an understanding of the state, how it works through its main organs, primacy of politics and political process, the concept of sovereignty and its changing contours in a globalized world. In the light of this, an attempt will be made to acquaint the students with the main development and legacies of national movement and constitutional development in India, reasons for adopting a Parliamentary-federal system, the broad philosophy of the Constitution of India and the changing nature of Indian Political System. Challenges/ problems and issues concerning national integration and nation-building will also be discussed in the contemporary context with the aim of developing a future vision for a better India.

TOPICS:

Understanding the need and role of State and politics.

Development of Nation-State, sovereignty, sovereignty in a globalized world.

Organs of State – Executive, Legislature, Judiciary. Separation of powers, forms of government-unitary-federal, Presidential-Parliamentary,
The idea of India.

1857 and the national awakening.

1885 Indian National Congress and development of national movement – its legacies. Constitution making and the Constitution of India.

Goals, objective and philosophy.

Why a federal system?

National integration and nation-building.

Challenges of nation-building – State against democracy (Kothari)

New social movements.

The changing nature of Indian Political System, the future scenario.

What can we do?

TOTAL : 45 PERIODS

OUTCOME OF THE COURSE:

It is expected that this course will make students aware of the theoretical aspect of the state, its organs, its operationalization aspect, the background and philosophy behind the founding of the present political system, broad streams and challenges of national integration and nation-building in India. It will equip the students with the real understanding of our political system/ process in correct perspective and make them sit up and think for devising ways for better participation in the system with a view to making the governance and delivery system better for the common man who is often left unheard and unattended in our democratic setup besides generating a lot of dissatisfaction and difficulties for the system.

SUGGESTED READING:

- i. Sunil Khilnani, The Idea of India. Penguin India Ltd., New Delhi.
- ii. Madhav Khosla, The Indian Constitution, Oxford University Press. New Delhi, 2012.
- iii. Brij Kishore Sharma, Introduction to the Indian Constitution, PHI, New Delhi, latest edition.
- iv. Sumantra Bose, Transforming India: Challenges to the World's Largest Democracy, Picador India, 2013.
- v. Atul Kohli, Democracy and Discontent: India's Growing Crisis of Governability, Cambridge University Press, Cambridge, U. K., 1991.
- vi. M. P. Singh and Rekha Saxena, Indian Politics: Contemporary Issues and Concerns, PHI, New Delhi, 2008, latest edition.
- vii. Rajni Kothari, Rethinking Democracy, Orient Longman, New Delhi, 2005.

MX3089**INDUSTRIAL SAFETY****LT PC
3 0 0 0****OBJECTIVES**

- To Understand the Introduction and basic Terminologies safety.
- To enable the students to learn about the Important Statutory Regulations and standards.
- To enable students to Conduct and participate the various Safety activities in the Industry.
- To have knowledge about Workplace Exposures and Hazards.
- To assess the various Hazards and consequences through various Risk Assessment Techniques.

UNIT I SAFETY TERMINOLOGIES

Hazard-Types of Hazard- Risk-Hierarchy of Hazards Control Measures-Lead indicators- lag Indicators-Flammability- Toxicity Time-weighted Average (TWA) - Threshold Limit Value (TLV) - Short Term Exposure Limit (STEL)- Immediately dangerous to life or health (IDLH)- acute and chronic Effects- Routes of Chemical Entry-Personnel Protective Equipment- Health and Safety Policy-Material Safety Data Sheet MSDS

UNIT II STANDARDS AND REGULATIONS

Indian Factories Act-1948- Health- Safety- Hazardous materials and Welfare- ISO 45001:2018 occupational health and safety (OH&S) - Occupational Safety and Health Audit IS14489:1998- Hazard Identification and Risk Analysis- code of practice IS 15656:2006

UNIT III SAFETY ACTIVITIES

Toolbox Talk- Role of safety Committee- Responsibilities of Safety Officers and Safety Representatives- Safety Training and Safety Incentives- Mock Drills- On-site Emergency Action Plan- Off-site Emergency Action Plan- Safety poster and Display- Human Error Assessment

UNIT IV WORKPLACE HEALTH AND SAFETY

Noise hazard- Particulate matter- musculoskeletal disorder improper sitting poster and lifting Ergonomics RULE & REBA- Unsafe act & Unsafe Condition- Electrical Hazards- Crane Safety- Toxic gas Release

UNIT V HAZARD IDENTIFICATION TECHNIQUES

Job Safety Analysis-Preliminary Hazard Analysis-Failure mode and Effects Analysis- Hazard and Operability- Fault Tree Analysis- Event Tree Analysis Qualitative and Quantitative Risk Assessment-

Checklist Analysis- Root cause analysis- What-If Analysis- and Hazard Identification and Risk Assessment

TOTAL : 45 PERIODS

COURSE OUTCOMES

on completion of this course the student will be able:

- Understand the basic concept of safety.
- Obtain knowledge of Statutory Regulations and standards.
- Know about the safety Activities of the Working Place.
- Analyze on the impact of Occupational Exposures and their Remedies
- Obtain knowledge of Risk Assessment Techniques.

TEXTBOOKS

1. R.K. Jain and Prof. Sunil S. Rao Industrial Safety, Health and Environment Management Systems KHANNA PUBLISHER
2. L. M. Deshmukh Industrial Safety Management: Hazard Identification and Risk Control McGraw-Hill Education

REFERENCES

1. Frank Lees (2012) 'Lees' Loss Prevention in Process Industries.Butterworth-Heinemann publications, UK, 4th Edition.
2. John Ridley & John Channing (2008)Safety at Work: Routledge, 7th Edition.
3. Dan Petersen (2003) Techniques of Safety Management: A System Approach.
4. Alan Waring.(1996).Safety management system: Chapman &Hall,England
5. Society of Safety Engineers, USA

ONLINE RESOURCES

ISO 45001:2018 occupational health and safety (OH&S) International Organization for Standardization <https://www.iso.org/standard/63787.html>
 Indian Standard code of practice on occupational safety and health audit <https://law.resource.org/pub/in/bis/S02/is.14489.1998.pdf>
 Indian Standard code of practice on Hazard Identification and Risk Analysis IS 15656:2006 <https://law.resource.org/pub/in/bis/S02/is.15656.2006.pdf>

CO's – PO's & PSO's MAPPING

Course Outcomes	Statement	Program Outcome														
		PO 1	PO 2	PO 3	PO 4	PO 5	PO 6	PO 7	PO 8	PO 9	PO 10	PO 11	PO 12	PS O1	PS O2	PS O3
CO1	Understand the basic concept of safety.	3	3	3	1	1	3	2	2	3	3	1	3	3	3	3
CO2	Obtain knowledge of Statutory Regulations and standards.	2	3	2	2	1	3	2	3	3	2	1	3	3	3	3
CO3	Know about the safety Activities of the Working Place.	2	2	2	2	1	2	2	2	3	2	1	2	3	3	3
CO4	Analyze on the impact of Occupational Exposures and their Remedies	3	3	3	2	2	3	2	2	3	2	1	3	3	3	3
CO5	Obtain knowledge of Risk Assessment Techniques.	3	2	3	2	2	3	2	2	3	2	2	3	3	3	3
Industrial safety		3	3	3	2	1	3	2	2	3	2	1	3	3	3	3

OPEN ELECTIVE I AND II**OCS351 ARTIFICIAL INTELLIGENCE AND MACHINE LEARNING FUNDAMENTALS****L T P C
2 0 2 3****COURSE OBJECTIVES:**

The main objectives of this course are to:

- Understand the importance, principles, and search methods of AI
- Provide knowledge on predicate logic and Prolog.
- Introduce machine learning fundamentals
- Study of supervised learning algorithms.
- Study about unsupervised learning algorithms.

UNIT I INTELLIGENT AGENT AND UNINFORMED SEARCH 6

Introduction - Foundations of AI - History of AI - The state of the art - Risks and Benefits of AI - **Intelligent Agents** - Nature of Environment - Structure of Agent - Problem Solving Agents - Formulating Problems - **Uninformed Search** - Breadth First Search - Dijkstra's algorithm or uniform-cost search - Depth First Search - Depth Limited Search

UNIT II PROBLEM SOLVING WITH SEARCH TECHNIQUES 6

Informed Search - Greedy Best First - A* algorithm - Adversarial Game and Search - **Game theory** - Optimal decisions in game - Min Max Search algorithm - Alpha-beta pruning - **Constraint Satisfaction Problems (CSP)** - Examples - Map Coloring - Job Scheduling - Backtracking Search for CSP

UNIT III LEARNING 6

Machine Learning: Definitions – Classification - Regression - approaches of machine learning models - Types of learning - Probability - Basics - Linear Algebra – Hypothesis space and inductive bias, Evaluation. Training and test sets, cross validation, Concept of over fitting, under fitting, Bias and Variance - **Regression**: Linear Regression - Logistic Regression

UNIT IV SUPERVISED LEARNING 6

Neural Network: Introduction, Perceptron Networks – Adaline - Back propagation networks - **Decision Tree**: Entropy – Information gain - Gini Impurity - classification algorithm - Rule based Classification - **Naïve Bayesian classification** - **Support Vector Machines (SVM)**

UNIT V UNSUPERVISED LEARNING 6

Unsupervised Learning – Principle Component Analysis - **Neural Network**: Fixed Weight Competitive Nets - Kohonen Self-Organizing Feature Maps – **Clustering**: Definition - Types of Clustering – Hierarchical clustering algorithms – k-means algorithm

TOTAL : 30 PERIODS**PRACTICAL EXERCISES: 30 PERIODS****Programs for Problem solving with Search**

1. Implement breadth first search
2. Implement depth first search
3. Analysis of breadth first and depth first search in terms of time and space
4. Implement and compare Greedy and A* algorithms.

Supervised learning

5. Implement the non-parametric locally weighted regression algorithm in order to fit data points. Select appropriate data set for your experiment and draw graphs
6. Write a program to demonstrate the working of the decision tree based algorithm.
7. Build an artificial neural network by implementing the back propagation algorithm and test the same using appropriate data sets.
8. Write a program to implement the naïve Bayesian classifier.

Unsupervised learning

9. Implementing neural network using self-organizing maps
10. Implementing k-Means algorithm to cluster a set of data.
11. Implementing hierarchical clustering algorithm.

Note:

- Installation of gnu-prolog, Study of Prolog (gnu-prolog).
- The programs can be implemented in using C++/JAVA/ Python or appropriate tools can be used by designing good user interface
- Data sets can be taken from standard repositories (<https://archive.ics.uci.edu/ml/datasets.html>) or constructed by the students.

COURSE OUTCOMES:

CO1: Understand the foundations of AI and the structure of Intelligent Agents

CO2: Use appropriate search algorithms for any AI problem

CO3: Study of learning methods

CO4: Solving problem using Supervised learning

CO5: Solving problem using Unsupervised learning

TOTAL : 60 PERIODS

TEXT BOOK

1. S. Russell and P. Norvig, "Artificial Intelligence: A Modern Approach", Prentice Hall, Fourth Edition, 2021
2. S.N.Sivanandam and S.N.Deepa, Principles of soft computing-Wiley India.3 rd ed,

REFERENCES

1. Machine Learning. Tom Mitchell. First Edition, McGraw- Hill, 1997.
2. I. Bratko, "Prolog: Programming for Artificial Intelligencell, Fourth edition, Addison-Wesley Educational Publishers Inc., 2011.
3. C. Muller & Sarah Alpaydin, Ethem. Introduction to machine learning. MIT press, 2020.

OCS352

IOT CONCEPTS AND APPLICATIONS

L T P C
2 0 2 3

COURSE OBJECTIVES:

- To apprise students with basic knowledge of IoT that paves a platform to understand physical and logical design of IOT
- To teach a student how to analyse requirements of various communication models and protocols for cost-effective design of IoT applications on different IoT platforms.
- To introduce the technologies behind Internet of Things(IoT).
- To explain the students how to code for an IoT application using Arduino/Raspberry Pi open platform.
- To apply the concept of Internet of Things in real world scenario.

UNIT I INTRODUCTION TO INTERNET OF THINGS

5

Evolution of Internet of Things – Enabling Technologies – IoT Architectures: oneM2M, IoT World Forum (IoTWF) and Alternative IoT Models – Simplified IoT Architecture and Core IoT Functional Stack – Fog, Edge and Cloud in IoT

UNIT II COMPONENTS IN INTERNET OF THINGS

5

Functional Blocks of an IoT Ecosystem – Sensors, Actuators, and Smart Objects – Control Units - Communication modules (Bluetooth, Zigbee,Wifi, GPS, GSM Modules)

UNIT III PROTOCOLS AND TECHNOLOGIES BEHIND IOT

6

IOT Protocols - IPv6, 6LoWPAN, MQTT, CoAP - RFID, Wireless Sensor Networks, BigData Analytics, Cloud Computing, Embedded Systems.

UNIT IV OPEN PLATFORMS AND PROGRAMMING **7**
 IOT deployment for Raspberry Pi /Arduino platform-Architecture –Programming – Interfacing –
 Accessing GPIO Pins – Sending and Receiving Signals Using GPIO Pins – Connecting to the Cloud.

UNIT V IOT APPLICATIONS **7**
 Business models for the internet of things, Smart city, Smart mobility and transport, Industrial IoT,
 Smart health, Environment monitoring and surveillance – Home Automation – Smart Agriculture
30 PERIODS

PRACTICAL EXERCISES: **30 PERIODS**

1. Introduction to Arduino platform and programming
2. Interfacing Arduino to Zigbee module
3. Interfacing Arduino to GSM module
4. Interfacing Arduino to Bluetooth Module
5. Introduction to Raspberry PI platform and python programming
6. Interfacing sensors to Raspberry PI
7. Communicate between Arduino and Raspberry PI using any wireless medium
8. Setup a cloud platform to log the data
9. Log Data using Raspberry PI and upload to the cloud platform
10. Design an IOT based system

TOTAL PERIODS:60

COURSE OUTCOMES:

CO1: Explain the concept of IoT.

CO2: Understand the communication models and various protocols for IoT.

CO3: Design portable IoT using Arduino/Raspberry Pi /open platform

CO4: Apply data analytics and use cloud offerings related to IoT.

CO5: Analyze applications of IoT in real time scenario.

TEXTBOOKS

1. Robert Barton, Patrick Grossetete, David Hanes, Jerome Henry, Gonzalo Salgueiro, "IoT Fundamentals: Networking Technologies, Protocols, and Use Cases for the Internet of Things", CISCO Press, 2017
2. Samuel Greengard, The Internet of Things, The MIT Press, 2015

REFERENCES

1. Perry Lea, "Internet of things for architects", Packt, 2018
2. Olivier Hersent, David Boswarthick, Omar Elloumi , "The Internet of Things – Key applications and Protocols", Wiley, 2012
3. IOT (Internet of Things) Programming: A Simple and Fast Way of Learning, IOT Kindle Edition.
4. Dieter Uckelmann, Mark Harrison, Michahelles, Florian (Eds), "Architecting the Internet of Things", Springer, 2011.
5. ArshdeepBahga, Vijay Madiseti, "Internet of Things – A hands-on approach", Universities Press, 2015
6. <https://www.arduino.cc/>
https://www.ibm.com/smarterplanet/us/en/?ca=v_smarterplanet

OCS353

DATA SCIENCE FUNDAMENTALS

L T P C

2 0 2 3

COURSE OBJECTIVES:

- Familiarize students with the data science process.
- Understand the data manipulation functions in Numpy and Pandas.
- Explore different types of machine learning approaches.
- Understand and practice visualization techniques using tools.
- Learn to handle large volumes of data with case studies.

UNIT I	INTRODUCTION	6
Data Science: Benefits and uses – facets of data - Data Science Process: Overview – Defining research goals – Retrieving data – data preparation - Exploratory Data analysis – build the model – presenting findings and building applications - Data Mining - Data Warehousing – Basic statistical descriptions of Data		
UNIT II	DATA MANIPULATION	9
Python Shell - Jupyter Notebook - IPython Magic Commands - NumPy Arrays-Universal Functions – Aggregations – Computation on Arrays – Fancy Indexing – Sorting arrays – Structured data – Data manipulation with Pandas – Data Indexing and Selection – Handling missing data – Hierarchical indexing – Combining datasets – Aggregation and Grouping – String operations – Working with time series – High performance		
UNIT III	MACHINE LEARNING	5
The modeling process - Types of machine learning - Supervised learning - Unsupervised learning - Semi-supervised learning- Classification, regression - Clustering – Outliers and Outlier Analysis		
UNIT IV	DATA VISUALIZATION	5
Importing Matplotlib – Simple line plots – Simple scatter plots – visualizing errors – density and contour plots – Histograms – legends – colors – subplots – text and annotation – customization – three dimensional plotting - Geographic Data with Basemap - Visualization with Seaborn		
UNIT V	HANDLING LARGE DATA	5
Problems - techniques for handling large volumes of data - programming tips for dealing with large data sets- Case studies: Predicting malicious URLs, Building a recommender system - Tools and techniques needed - Research question - Data preparation - Model building – Presentation and automation.		
		30 PERIODS
PRACTICAL EXERCISES:		30 PERIODS
LAB EXERCISES		
<ol style="list-style-type: none"> 1. Download, install and explore the features of Python for data analytics. 2. Working with Numpy arrays 3. Working with Pandas data frames 4. Basic plots using Matplotlib 5. Statistical and Probability measures <ol style="list-style-type: none"> a) Frequency distributions b) Mean, Mode, Standard Deviation c) Variability d) Normal curves e) Correlation and scatter plots f) Correlation coefficient g) Regression 6. Use the standard benchmark data set for performing the following: <ol style="list-style-type: none"> a) Univariate Analysis: Frequency, Mean, Median, Mode, Variance, Standard Deviation, Skewness and Kurtosis. b) Bivariate Analysis: Linear and logistic regression modelling. 7. Apply supervised learning algorithms and unsupervised learning algorithms on any data set. 8. Apply and explore various plotting functions on any data set. 		

Note: Example data sets like: UCI, Iris, Pima Indians Diabetes etc.

COURSE OUTCOMES:

At the end of this course, the students will be able to:

CO1: Gain knowledge on data science process.

CO2: Perform data manipulation functions using Numpy and Pandas.

CO3 Understand different types of machine learning approaches.

CO4: Perform data visualization using tools.

CO5: Handle large volumes of data in practical scenarios.

TOTAL:60 PERIODS

TEXT BOOKS

1. David Cielen, Arno D. B. Meysman, and Mohamed Ali, "Introducing Data Science", Manning Publications, 2016.
2. Jake VanderPlas, "Python Data Science Handbook", O'Reilly, 2016.

REFERENCES

1. Robert S. Witte and John S. Witte, "Statistics", Eleventh Edition, Wiley Publications, 2017.
2. Allen B. Downey, "Think Stats: Exploratory Data Analysis in Python", Green Tea Press, 2014.

CCS333

AUGMENTED REALITY/VIRTUAL REALITY

L T P C
2 0 2 3

COURSE OBJECTIVES:

- To impart the fundamental aspects and principles of AR/VR technologies.
- To know the internals of the hardware and software components involved in the development of AR/VR enabled applications.
- To learn about the graphical processing units and their architectures.
- To gain knowledge about AR/VR application development.
- To know the technologies involved in the development of AR/VR based applications.

UNIT I INTRODUCTION

7

Introduction to Virtual Reality and Augmented Reality – Definition – Introduction to Trajectories and Hybrid Space-Three I's of Virtual Reality – Virtual Reality Vs 3D Computer Graphics – Benefits of Virtual Reality – Components of VR System – Introduction to AR-AR Technologies-Input Devices – 3D Position Trackers – Types of Trackers – Navigation and Manipulation Interfaces – Gesture Interfaces – Types of Gesture Input Devices – Output Devices – Graphics Display – Human Visual System – Personal Graphics Displays – Large Volume Displays – Sound Displays – Human Auditory System.

UNIT II VR MODELING

6

Modeling – Geometric Modeling – Virtual Object Shape – Object Visual Appearance – Kinematics Modeling – Transformation Matrices – Object Position – Transformation Invariants –Object Hierarchies – Viewing the 3D World – Physical Modeling – Collision Detection – Surface Deformation – Force Computation – Force Smoothing and Mapping – Behavior Modeling – Model Management.

UNIT III VR PROGRAMMING

6

VR Programming – Toolkits and Scene Graphs – World ToolKit – Java 3D – Comparison of World ToolKit and Java 3D

UNIT IV APPLICATIONS

6

Human Factors in VR – Methodology and Terminology – VR Health and Safety Issues – VR and Society-Medical Applications of VR – Education, Arts and Entertainment – Military VR Applications – Emerging Applications of VR – VR Applications in Manufacturing – Applications of VR in Robotics – Information Visualization – VR in Business – VR in Entertainment – VR in Education.

UNIT V AUGMENTED REALITY

5

Introduction to Augmented Reality-Computer vision for AR-Interaction-Modelling and Annotation-Navigation-Wearable devices

30 PERIODS

PRACTICAL EXERCISES:

30 PERIODS

1. Study of tools like Unity, Maya, 3DS MAX, AR toolkit, Vuforia and Blender.
2. Use the primitive objects and apply various projection types by handling camera.
3. Download objects from asset store and apply various lighting and shading effects.
4. Model three dimensional objects using various modelling techniques and apply textures over them.
5. Create three dimensional realistic scenes and develop simple virtual reality enabled mobile applications which have limited interactivity.
6. Add audio and text special effects to the developed application.
7. Develop VR enabled applications using motion trackers and sensors incorporating full haptic interactivity.
8. Develop AR enabled applications with interactivity like E learning environment, Virtual walkthroughs and visualization of historic places.
9. Develop AR enabled simple applications like human anatomy visualization, DNA/RNA structure visualization and surgery simulation.
10. Develop simple MR enabled gaming applications.

TOTAL:60 PERIODS

COURSE OUTCOMES:

On completion of the course, the students will be able to:

- CO1:** Understand the basic concepts of AR and VR
- CO2:** Understand the tools and technologies related to AR/VR
- CO3:** Know the working principle of AR/VR related Sensor devices
- CO4:** Design of various models using modeling techniques
- CO5:** Develop AR/VR applications in different domains

TEXTBOOKS:

1. Charles Palmer, John Williamson, "Virtual Reality Blueprints: Create compelling VR experiences for mobile", Packt Publisher, 2018
2. Dieter Schmalstieg, Tobias Hollerer, "Augmented Reality: Principles & Practice", Addison Wesley, 2016
3. John Vince, "Introduction to Virtual Reality", Springer-Verlag, 2004.
4. William R. Sherman, Alan B. Craig: Understanding Virtual Reality – Interface, Application, Design", Morgan Kaufmann, 2003'

CO's – PO's & PSO's MAPPING

CO's	PO's												PSO's		
	1	2	3	4	5	6	7	8	9	10	11	12	1	2	3
1	3	2	2	-	3	-	-	-	2	2	1	2	2	1	2
2	3	2	2	1	3	-	-	-	3	2	2	3	3	1	2
3	3	3	2	2	3	-	-	-	3	2	1	2	3	2	2
4	3	3	3	2	3	-	-	-	3	2	2	3	3	2	2
5	3	3	3	3	3	-	-	-	3	3	3	3	3	3	3
AVg.	3.00	2.60	2.40	2.00	3.00	-	-	-	2.80	2.20	1.80	2.60	2.80	1.80	2.20

OPEN ELCTIVE III

OHS351

ENGLISH FOR COMPETITIVE EXAMINATIONS

L T P C
3 0 0 3

Course Description:

Students aspiring to take up competitive exams of which the English language is a vital component will find this course useful. Designed for students in the higher semesters, the course will help students to familiarise themselves with those aspects of English that are tested in these examinations.

COURSE OBJECTIVES:

- To train the students in the language components essential to face competitive examinations both at the national (UPSC, Banking, Railway, Defence) and the international level (GRE, TOEFL, IELTS).
- To enhance an awareness of the specific patterns in language testing and the respective skills to tackle verbal reasoning and verbal ability tests.
- To inculcate effective practices in language-learning in order to improve accuracy in usage of grammar and coherence in writing.
- To improve students' confidence to express their ideas and opinions in formal contexts
- To create awareness of accuracy and precision in communication

UNIT I**9**

Orientation on different formats of competitive exams - Vocabulary – Verbal ability – Verbal reasoning - Exploring the world of words – Essential words – Meaning and their usage – Synonyms-antonyms – Word substitution – Word analogy – Idioms and phrases – Commonly confused words – Spellings – Word expansion – New words in use.

UNIT II**9**

Grammar – Sentence improvement –Sentence completion – Rearranging phrases into sentences – Error identification –Tenses – Prepositions – Adjectives – Adverbs – Subject-verb agreement – Voice – Reported speech – Articles – Clauses – Speech patterns.

UNIT III**9**

Reading - Specific information and detail – Identifying main and supporting ideas – Speed reading techniques – Improving global reading skills – Linking ideas – Summarising – Understanding argument – Identifying opinion/attitude and making inferences - Critical reading.

UNIT IV**9**

Writing – Pre-writing techniques – Mindmap - Describing pictures and facts - Paragraph structure – organising points – Rhetoric writing – Improving an answer – Drafting, writing and developing an argument – Focus on cohesion – Using cohesive devices –Analytic writing – Structure and types of essay – Mind maps – Structure of drafts, letters, memos, emails – Statements of Purpose – Structure, Content and Style.

UNIT V**9**

Listening and Speaking – Contextual listening – Listening to instructions – Listening for specific information – Identifying detail, main ideas – Following signpost words – Stress, rhythm and intonation - Speaking to respond and elicit ideas – Guided speaking – Opening phrases – Interactive communication – Dysfluency -Sentence stress – Speaking on a topic – Giving opinions – Giving an oral presentation – Telling a story or a personal anecdote – Talking about oneself - Utterance – Speech acts- Brainstorming ideas – Group discussion.

TOTAL: 45 PERIODS**Learning Outcomes:**

At the end of the course, learners will be able

CO1 expand their vocabulary and gain practical techniques to read and comprehend a wide range of texts with the emphasis required

CO2 identify errors with precision and write with clarity and coherence

CO3 understand the importance of task fulfilment and the usage of task-appropriate vocabulary

CO4 communicate effectively in group discussions, presentations and interviews

CO5 write topic based essays with precision and accuracy

Teaching Methods:

Instructional methods will involve discussions, taking mock tests on various question papers – Objective, multiple-choice and descriptive. Peer evaluation, self-check on improvement and peer feedback - Practice sessions on speaking assessments, interview and discussion – Using multimedia.

Evaluative Pattern:

Internal Tests – 50%

End Semester Exam - 50%

TEXTBOOKS:

1. R.P.Bhatnagar - *General English for Competitive Examinations*. Macmillan India Limited, 2009.

REFERENCES:

1. Educational Testing Service - *The Official Guide to the GRE Revised General Test*, Tata McGraw Hill, 2010.
2. *The Official Guide to the TOEFL Test*, Tata McGraw Hill, 2010.
3. R Rajagopalan- *General English for Competitive Examinations*, McGraw Hill Education (India) Private Limited, 2008.

Websites

<http://www.examenglish.com/>, <http://www.ets.org/>, <http://www.bankxams.com/>

<http://civilservicesmentor.com/>, <http://www.educationobserver.com>

<http://www.cambridgeenglish.org/in/>

COs- PO's & PSO's MAPPING

CO	PO												PSO		
	1	2	3	4	5	6	7	8	9	10	11	12	1	2	3
1	1	3	3	1	3	3	3	3	1	3	1	3	-	-	-
2	2	3	3	2	3	3	3	3	1	3	3	3	-	-	-
3	3	3	3	3	3	3	3	3	3	3	3	3	-	-	-
4	2	2	2	2	2	2	2	2	3	3	3	3	-	-	-
5	2	2	2	2	2	2	2	2	2	3	2	3	-	-	-
AVg.	2	2.6	2.6	2	2.6	2.6	2.6	2.6	2	3	2.4	3	-	-	-

1-low, 2-medium, 3-high, '-'- no correlation

Note: The average value of this course to be used for program articulation matrix.

OMG352**NGOS AND SUSTAINABLE DEVELOPMENT**

L T P C
3 0 0 3

COURSE OBJECTIVES

- To understand the importance of sustainable development
- To acquire a reasonable knowledge on the legal frameworks pertaining to pollution control and environmental management
- To comprehend the role of NGOs in attaining sustainable development

UNIT I ENVIRONMENTAL CONCERNS 9

Introduction to sustainable development goals, Global responsibility of environmental concern, Importance of environmental preservation, Environmental threats, Pollution and its types, Effects of Pollution, Pollution control, Treatment of wastes

UNIT II ROLE OF NGOS 9

Role of NGO's in national development, NGO's and participatory management, Challenges and limitations of NGO's, Community Development programmes, Role of NGO's in Community Development programmes, Participation of NGO's in environment management, Corporate Social responsibility, NGO's and corporate social responsibility

UNIT III SUSTAINABLE DEVELOPMENT 9

Issues and Challenges of Sustainable Development, Bioenergy, Sustainable Livelihoods and Rural Poor in Sustainable Development, Protecting ecosystem services for sustainable development, Non-

renewable sources of energy and its effect, Renewable sources of energy for sustainability, Nuclear resources and Legal Regulation of Hazardous Substances, Sustainable Development: Programme and Policies, Sustainability assessment and Indicators

UNIT IV NGO'S FOR SUSTAINABILITY 9

Civil Society Initiatives in Environment Management, Civil Society Initiatives for Sustainable Development, Global Initiatives in Protecting Global Environment, World Summit on Sustainable Development (Johannesburg Summit 2002), Ecological economics, Environmental sustainability, Social inclusion, Health for all, education for all, Food security and Water security, NGOs and Sustainable Development strategies

UNIT V LEGAL FRAMEWORKS 9

Need for a Legal framework and its enforcement, Legal measures to control pollution, Environmental Legislations in India, Mechanism to implement Environmental Laws in India, Legal Protection of Forests Act 1927, Legal Protection of Wild Life, Role of NGO's in implementing environmental laws, Challenges in the implementation of environmental legislation

TOTAL 45 PERIODS

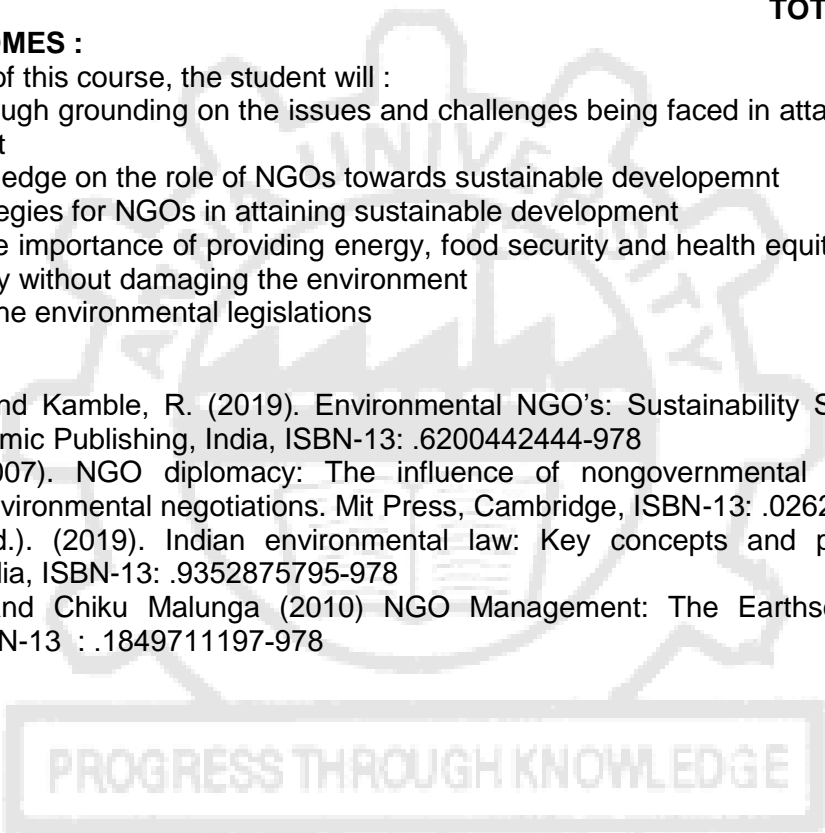
COURSE OUTCOMES :

Upon completion of this course, the student will :

- CO1** Have a thorough grounding on the issues and challenges being faced in attaining sustainable development
- CO2** have a knowledge on the role of NGOs towards sustainable development
- CO3** present strategies for NGOs in attaining sustainable development
- CO4** recognize the importance of providing energy, food security and health equity to all members of the society without damaging the environment
- CO5** understand the environmental legislations

REFERENCES

1. Kulsange, S and Kamble, R. (2019). Environmental NGO's: Sustainability Stewardship, Lap Lambert Academic Publishing, India, ISBN-13: .6200442444-978
2. Dodds, F. (2007). NGO diplomacy: The influence of nongovernmental organizations in international environmental negotiations. Mit Press, Cambridge, ISBN-13: .0262524766-978
3. Ghosh, S. (Ed.). (2019). Indian environmental law: Key concepts and principles. Orient BlackSwan, India, ISBN-13: .9352875795-978
4. Alan Fowler and Chiku Malunga (2010) NGO Management: The Earthscan Companion, Routledge, ISBN-13 : .1849711197-978



**OMG353 DEMOCRACY AND GOOD GOVERNANCE L T P C
3 0 0 3**

UNIT I (9)

Structure and Process of Governance: Indian Model of Democracy, Parliament, Party Politics and Electoral Behaviour, Federalism, the Supreme Court and Judicial Activism, Units of Local Governance

UNIT II (9)

Regulatory Institutions – SEBI, TRAI, Competition Commission of India,

UNIT III (9)

Lobbying Institutions: Chambers of Commerce and Industries, Trade Unions, Farmers Associations, etc.

UNIT IV**(9)**

Contemporary Political Economy of Development in India: Policy Debates over Models of Development in India, Recent trends of Liberalisation of Indian Economy in different sectors, E-governance

UNIT V**(9)**

Dynamics of Civil Society: New Social Movements, Role of NGO's, Understanding the political significance of Media and Popular Culture.

TOTAL : 45 PERIODS**REFERENCES:**

1. Atul Kohli (ed.): The Success of India's Democracy, Cambridge University Press, 2001.
2. Corbridge, Stuart and John Harris: Reinventing India: Liberalisation, Hindu Nationalism and Popular Democracy, Oxford University Press, 2000.
3. J.Dreze and A.Sen, India: Economic Development and Social Opportunity, Clarendon, 1995.
4. Saima Saeed: Screening the Public Sphere: Media and Democracy in India, 2013
5. Himat Singh: Green Revolution Reconsidered: The Rural World of Punjab, OUP, 2001.
6. Jagdish Bhagwati: India in Transition: Freeing The Economy, 1993.
7. Smitu Kothari: Social Movements and the Redefinition of Democracy, Boulder, Westview, 1993.

CME365**RENEWABLE ENERGY TECHNOLOGIES****L T P C
3 0 0 3****COURSE OBJECTIVES**

- To know the Indian and global energy scenario
- To learn the various solar energy technologies and its applications.
- To educate the various wind energy technologies.
- To explore the various bio-energy technologies.
- To study the ocean and geothermal technologies.

UNIT I**ENERGY SCENARIO****9**

Indian energy scenario in various sectors – domestic, industrial, commercial, agriculture, transportation and others – Present conventional energy status – Present renewable energy status- Potential of various renewable energy sources-Global energy status-Per capita energy consumption - Future energy plans

UNIT II**SOLAR ENERGY****9**

Solar radiation – Measurements of solar radiation and sunshine – Solar spectrum - Solar thermal collectors – Flat plate and concentrating collectors – Solar thermal applications – Solar thermal energy storage – Fundamentals of solar photo voltaic conversion – Solar cells – Solar PV Systems – Solar PV applications.

UNIT III**WIND ENERGY****9**

Wind data and energy estimation – Betz limit - Site selection for windfarms – characteristics - Wind resource assessment - Horizontal axis wind turbine – components - Vertical axis wind turbine – Wind turbine generators and its performance – Hybrid systems – Environmental issues - Applications.

UNIT IV**BIO-ENERGY****9**

Bio resources – Biomass direct combustion – thermochemical conversion - biochemical conversion-mechanical conversion - Biomass gasifier - Types of biomass gasifiers - Cogeneration – Carbonisation – Pyrolysis - Biogas plants – Digesters –Biodiesel production – Ethanol production - Applications.

UNIT V**OCEAN AND GEOTHERMAL ENERGY****9**

Small hydro - Tidal energy – Wave energy – Open and closed OTEC Cycles – Limitations – Geothermal energy – Geothermal energy sources - Types of geothermal power plants – Applications - Environmental impact.

TOTAL: 45 PERIODS

COURSE OUTCOMES:

At the end of the course the students would be able to

CO1 Discuss the Indian and global energy scenario.

CO2 Describe the various solar energy technologies and its applications.

CO3 Explain the various wind energy technologies.

CO4 Explore the various bio-energy technologies.

CO5 Discuss the ocean and geothermal technologies.

TEXT BOOKS:

1. Fundamentals and Applications of Renewable Energy | Indian Edition, by Mehmet Kanoglu, Yunus A. Cengel, John M. Cimbala, cGraw Hill; First edition (10 December 2020), ISBN-10 : 9390385636
2. Renewable Energy Sources and Emerging Technologies, by Kothari, Prentice Hall India : 10-Learning Private Limited; 2nd edition (1 January 2011), ISBN 8120344707

REFERENCES:

1. Godfrey Boyle, "Renewable Energy, Power for a Sustainable Future", Oxford University Press, U.K., 2012.
2. Rai.G.D., "Non-Conventional Energy Sources", Khanna Publishers, New Delhi, 2014.
3. Sukhatme.S.P., "Solar Energy: Principles of Thermal Collection and Storage", Tata McGraw Hill Publishing Company Ltd., New Delhi, 2009.
4. Tiwari G.N., "Solar Energy – Fundamentals Design, Modelling and applications", Alpha Science Intl Ltd, 2015.
5. Twidell, J.W. & Weir A., "Renewable Energy Resources", EFNSpon Ltd., UK, 2015.

CO's – PO's & PSO's MAPPING

CO	PO												PSO		
	1	2	3	4	5	6	7	8	9	10	11	12	1	2	3
1	1	1	1	1	1	2	3	2	2	1	1	3	2	1	2
2	3	2	2	1	1	1	3	1	1	1	2	3	2	1	2
3	3	2	3	1	2	1	3	1	1	1	1	3	1	1	2
4	2	2	2	1	2	1	3	1	1	1	2	3	2	2	2
5	2	1	2	1	2	1	3	1	1	1	1	3	2	1	2
Low (1) ; Medium (2) ; High (3)															

OME354

APPLIED DESIGN THINKING

LTPC
3 0 0 3**COURSE OBJECTIVES:**

The course aims to

- Introduce tools & techniques of design thinking for innovative product
- development Illustrate customer-centric product innovation using on simple
- use cases Demonstrate development of Minimum usable Prototypes
- Outline principles of solution concepts & their evaluation
- Describe system thinking principles as applied to complex systems

UNIT I DESIGN THINKING PRINCIPLES

9

Exploring Human-centered Design - Understanding the Innovation process, discovering areas of opportunity, Interviewing & empathy-building techniques, Mitigate validation risk with FIR [Forge Innovation rubric] - Case studies

UNIT II ENDUSER-CENTRIC INNOVATION

9

Importance of customer-centric innovation - Problem Validation and Customer Discovery - Understanding problem significance and problem incidence - Customer Validation. Target user, User persona & user stories. Activity: Customer development process - Customer interviews and field visit

UNIT III APPLIED DESIGN THINKING TOOLS 9

Concept of Minimum Usable Prototype [MUP] - MUP challenge brief - Designing & Crafting the value proposition - Designing and Testing Value Proposition; Design a compelling value proposition; Process, tools and techniques of Value Proposition Design

UNIT IV CONCEPT GENERATION 9

Solution Exploration, Concepts Generation and MUP design- Conceptualize the solution concept; explore, iterate and learn; build the right prototype; Assess capability, usability and feasibility. Systematic concept generation; evaluation of technology alternatives and the solution concepts

UNIT V SYSTEM THINKING 9

System Thinking, Understanding Systems, Examples and Understandings, Complex Systems

TOTAL: 45 PERIODS**COURSE OUTCOMES**

At the end of the course, learners will be able to:

CO1 Define & test various hypotheses to mitigate the inherent risks in product innovations.

CO2 Design the solution concept based on the proposed value by exploring alternate solutions to achieve value-price fit.

CO3 Develop skills in empathizing, critical thinking, analyzing, storytelling & pitching

CO4 Apply system thinking in a real-world scenario

TEXT BOOKS

1. Steve Blank, (2013), The four steps to epiphany: Successful strategies for products that win, Wiley.
2. Alexander Osterwalder, Yves Pigneur, Gregory Bernarda, Alan Smith, Trish Papadacos, (2014), Value
3. Proposition Design: How to Create Products and Services Customers Want, Wiley
4. Donella H. Meadows, (2015), "Thinking in Systems -A Primer", Sustainability Institute.
5. Tim Brown,(2012) "Change by Design: How Design Thinking Transforms Organizations and Inspires Innovation", Harper Business.

REFERENCES

1. <https://www.ideo.com/pages/design-thinking#process>
2. https://blog.forgeforward.in/valuation-risk-versus-validation-risk-in-product-innovations-49f253ca86_24
3. <https://blog.forgeforward.in/product-innovation-rubric-adf5ebdfd356>
4. <https://blog.forgeforward.in/evaluating-product-innovations-e8178e58b86e>
5. <https://blog.forgeforward.in/user-guide-for-product-innovation-rubric-857181b253dd>
6. <https://blog.forgeforward.in/star-tup-failure-is-like-true-lie-7812cdf9b85>

MF3003**REVERSE ENGINEERING****L T P C****3 0 0 3****COURSE OBJECTIVES:**

- The main learning objective of this course is to prepare students for:
- Applying the fundamental concepts and principles of reverse engineering in product design and development
- Applying the concept and principles material characteristics, part durability and life limitation in reverse engineering of product design and development.
- Applying the concept and principles of material identification and process verification in reverse engineering of product design and development.
- Analysing the various legal aspect and applications of reverse engineering in product design and development.
- Understand about 3D scanning hardware & software operations and procedure to generate 3D model

UNIT I INTRODUCTION & GEOMETRIC FORM 9

Definition – Uses – The Generic Process – Phases – Computer Aided Reverse Engineering - Surface and Solid Model Reconstruction – Dimensional Measurement – Prototyping.

UNIT II MATERIAL CHARACTERISTICS AND PROCESS IDENTIFICATION 9

.Alloy Structure Equivalency – Phase Formation and Identification – Mechanical Strength – Hardness –Part Failure Analysis – Fatigue – Creep and Stress Rupture – Environmentally Induced Failure Material Specification - Composition Determination - Microstructure Analysis - Manufacturing Process Verification.

UNIT III DATA PROCESSING 9

Statistical Analysis – Data Analysis – Reliability and the Theory of Interference – Weibull Analysis – Data Conformity and Acceptance – Data Report – Performance Criteria – Methodology of Performance Evaluation – System Compatibility.

UNIT IV 3D SCANNING AND MODELLING 9

Introduction, working principle and operations of 3D scanners: Laser, White Light, Blue Light - Applications- Software for scanning and modelling: Types- Applications- Preparation techniques for Scanning objects- Scanning and Measuring strategies - Calibration of 3D Scanner- Step by step procedure: 3D scanning - Geometric modelling – 3D inspection- Case studies.

UNIT V INDUSTRIAL APPLICATIONS 9

Reverse Engineering in the Automotive Industry; Aerospace Industry; Medical Device Industry. Case studies and Solving Industrial projects in Reverse Engineering. Legality: Patent – Copyrights –Trade Secret – Third-Party Materials.

TOTAL : 45 PERIODS**COURSE OUTCOMES:**

Upon completion of this course, the students will be able to:

- CO1** Apply the fundamental concepts and principles of reverse engineering in product design and development.
- CO2** Apply the concept and principles material characteristics, part durability and life limitation in reverse engineering of product design and development.
- CO3** Apply the concept and principles of material identification and process verification in reverse engineering of product design and development.
- CO4** Apply the concept and principles of data processing, part performance and system compatibility in reverse engineering of product design and development.
- CO5** Analyze the various legal aspect
- CO6** Applications of reverse engineering in product design and development.

TEXT BOOKS:

1. Robert W. Messler, Reverse Engineering: Mechanisms, Structures, Systems & Materials, 1st Edition, McGraw-Hill Education, 2014
2. Wego Wang, Reverse Engineering Technology of Reinvention, CRC Press, 2011

REFERENCES:

1. Scott J. Lawrence , Principles of Reverse Engineering, Kindle Edition, 2022
2. Kevin Otto and Kristin Wood, Product Design: Techniques in Reverse Engineering and New Product Development, Prentice Hall, 2001
3. Kathryn, A. Ingle, "Reverse Engineering", McGraw-Hill, 1994.
4. Linda Wills, "Reverse Engineering", Kluwer Academic Publishers, 1996
5. Vinesh Raj and Kiran Fernandes, "Reverse Engineering: An Industrial Perspective", Springer-Verlag London Limited 2008.

OPR351

SUSTAINABLE MANUFACTURING

L T P C
3 0 0 3**COURSE OBJECTIVES:**

- To be acquainted with sustainability in manufacturing and its evaluation.
- To provide knowledge in environment and social sustainability.
- To provide the student with the knowledge of strategy to achieve sustainability.
- To familiarize with trends in sustainable operations.
- To create awareness in current sustainable practices in manufacturing industry.

UNIT I ECONOMIC SUSTAINABILITY 9

Industrial Revolution-Economic sustainability: globalization and international issues Sustainability status - Emerging issues- Innovative products- Reconfiguration manufacturing enterprises - Competitive manufacturing strategies - Performance evaluation- Management for sustainability - Assessments of economic sustainability

UNIT II SOCIAL AND ENVIRONMENTAL SUSTAINABILITY 9

Social sustainability – Introduction-Work management -Human rights - Societal commitment - Customers -Business practices -Modelling and assessing social sustainability. Environmental issues pertaining to the manufacturing sector: Pollution - Use of resources -Pressure to reduce costs - Environmental management: Processes that minimize negative environmental impacts - environmental legislation and energy costs - need to reduce the carbon footprint of manufacturing Operations-Modelling and assessing environmental sustainability

UNIT III SUSTAINABILITY PRACTICES 9

Sustainability awareness - Measuring Industry Awareness-Drivers and barriers -Availability of sustainability indicators -Analysis of sustainability practicing -Modeling and assessment of sustainable practicing -Sustainability awareness -Sustainability drivers and barriers - Availability of sustainability indicators- Designing questionnaires- Optimizing Sustainability Indexes-Elements – Cost and time model.

UNIT IV MANUFACTURING STRATEGY FOR SUSTAINABILITY 9

Concepts of competitive strategy and manufacturing strategies and development of a strategic improvement programme - Manufacturing strategy in business success strategy formation and formulation - Structured strategy formulation - Sustainable manufacturing system design options - Approaches to strategy formulation - Realization of new strategies/system designs.

UNIT V TRENDS IN SUSTAINABLE OPERATIONS 9

Principles of sustainable operations - Life cycle assessment manufacturing and service activities - influence of product design on operations - Process analysis – Capacity management - Quality management -Inventory management - Just-In-Time systems - Resource efficient design - Consumerism and sustainable well-being.

TOTAL: 45 PERIODS**COURSE OUTCOMES**

Upon successful completion of the course, students should be able to:

- CO1:** Discuss the importance of economic sustainability.
- CO2:** Describe the importance of sustainable practices.
- CO3:** Identify drivers and barriers for the given conditions.
- CO4:** Formulate strategy in sustainable manufacturing.
- CO5:** Plan for sustainable operation of industry with environmental, cost consciousness.

TEXT BOOKS:

1. Ibrahim Garbie, "Sustainability in Manufacturing Enterprises Concepts, Analyses and Assessments for Industry 4.0", Springer International Publishing., United States, 2016, ISBN-13: 978-3319293042.
2. Davim J.P., "Sustainable Manufacturing", John Wiley & Sons., United States, 2010, ISBN: 978-1-848-21212-1.

REFERENCES:

1. Jovane F, Emper, W.E. and Williams, D.J., "The ManuFuture Road: Towards Competitive and Sustainable High-Adding-Value Manufacturing", Springer, 2009, United States, ISBN 978-3-540-77011-4.
2. Kutz M., "Environmentally Conscious Mechanical Design", John Wiley & Sons., United States, 2007, ISBN: 978-0-471-72636-4.
3. Seliger G., "Sustainable Manufacturing: Shaping Global Value Creation", Springer, United States, 2012, ISBN 978-3-642-27289-9.

CO's – PO's & PSO's MAPPING

COs/Pos &PSOs	POs												PSOs		
	1	2	3	4	5	6	7	8	9	10	11	12	1	2	3
CO1	3	-	2	-	-	-	2	2	-	1	1	2	2	2	1
CO2	3	-	-	-	-	-	2	-	-	1	1	2	1	2	2
CO3	3	-	-	-	-	-	2	3	-	1	1	2	1	2	2
CO4	3	-	3	-	-	-	2	-	-	1	1	2	2	2	1
CO5	3	-	3	-	-	-	2	2	-	1	1	2	2	2	1
CO/PO & PSO Average	3	-	3	-	-	-	2	2	-	1	1	2	2	2	1
1 – Slight, 2 – Moderate, 3 – Substantial															

AU3791**ELECTRIC AND HYBRID VEHICLES****L T P C
3 0 0 3****COURSE OBJECTIVES:**

- The objective of this course is to prepare the students to know about the general aspects of Electric and Hybrid Vehicles (EHV), including architectures, modelling, sizing, and sub system design and hybrid vehicle control.

UNIT I DESIGN CONSIDERATIONS FOR ELECTRIC VEHICLES 9

Need for Electric vehicle- Comparative study of diesel, petrol, hybrid and electric Vehicles. Advantages and Limitations of hybrid and electric Vehicles. - Design requirement for electric vehicles- Range, maximum velocity, acceleration, power requirement, mass of the vehicle. Various Resistance- Transmission efficiency- Electric vehicle chassis and Body Design, Electric Vehicle Recharging and Refuelling Systems.

UNIT II ENERGY SOURCES 9

Battery Parameters- - Different types of batteries – Lead Acid- Nickel Metal Hydride - Lithium ion- Sodium based- Metal Air. Battery Modelling - Equivalent circuits, Battery charging- Quick Charging devices. Fuel Cell- Fuel cell Characteristics- Fuel cell types-Half reactions of fuel cell. Ultra capacitors. Battery Management System.

UNIT III MOTORS AND DRIVES 9

Types of Motors- DC motors- AC motors, PMSM motors, BLDC motors, Switched reluctance motors working principle, construction and characteristics.

UNIT IV POWER CONVERTERS AND CONTROLLERS 9

Solid state Switching elements and characteristics – BJT, MOSFET, IGBT, SCR and TRIAC - Power Converters – rectifiers, inverters and converters - Motor Drives - DC, AC motor, PMSM motors, BLDC motors, Switched reluctance motors – four quadrant operations –operating modes

UNIT V HYBRID AND ELECTRIC VEHICLES**9**

Main components and working principles of a hybrid and electric vehicles, Different configurations of hybrid and electric vehicles. Power Split devices for Hybrid Vehicles - Operation modes - Control Strategies for Hybrid Vehicle - Economy of hybrid Vehicles - Case study on specification of electric and hybrid vehicles.

TOTAL: 45 PERIODS**COURSE OUTCOMES:**

At the end of this course, the student will be able to

CO1 Understand the operation and architecture of electric and hybrid vehicles

CO2 Identify various energy source options like battery and fuel cell

CO3 Select suitable electric motor for applications in hybrid and electric vehicles.

CO4 Explain the role of power electronics in hybrid and electric vehicles

CO5 Analyze the energy and design requirement for hybrid and electric vehicles.

TEXT BOOKS:

1. Iqbal Husain, "Electric and Hybrid Vehicles-Design Fundamentals", CRC Press,2003

2. Mehrdad Ehsani, "Modern Electric, Hybrid Electric and Fuel Cell Vehicles", CRC Press,2005.

REFERENCES:

1. James Larminie and John Lowry, "Electric Vehicle Technology Explained " John Wiley & Sons,2003

2. Lino Guzzella, "Vehicle Propulsion System" Springer Publications,2005

3. Ron Hodkinson, "Light Weight Electric/ Hybrid Vehicle Design", Butterworth Heinemann Publication,2005.

CO's – PO's & PSO's MAPPING

CO	PO												PSO		
	1	2	3	4	5	6	7	8	9	10	11	12	1	2	3
1	1	1	2	1		3	2					2		1	3
2	1	1	2	1		3	2					2		1	3
3	1	1	2	1		3	2					2		1	3
4	1	1	2	1		3	2					2		1	3
5	1	1	2	1		3	2					2		1	3
Avg.	1	1	2	1		3	2					2		1	3

PROGRESS THROUGH KNOWLEDGE

OAS352**SPACE ENGINEERING****L T P C
3 0 0 3****COURSE OBJECTIVES:**

- Use the standard atmosphere tables and equations.
- Find lift and drag coefficient data from NACA plots.
- Apply the concept of static stability to flight vehicles.
- Describe the concepts of stress, strain, Young's modulus, Poisson's ratio, yield strength.
- Demonstrate a basic knowledge of dynamics relevant to orbital mechanics.

UNIT I STANDARD ATMOSPHERE**6**

History of aviation – standard atmosphere - pressure, temperature and density altitude.

UNIT II AERODYNAMICS**10**

Aerodynamic forces – Lift generation Viscosity and its implications - Shear stress in a velocity profile - Lagrangian and Eulerian flow field - Concept of a streamline – Aircraft terminology and geometry - Aircraft types - Lift and drag coefficients using NACA data.

UNIT III PERFORMANCE AND PROPULSION 9

Viscous and pressure drag - flow separation - aerodynamic drag - thrust calculations -thrust/power available and thrust/power required.

UNIT IV AIRCRAFT STABILITY AND STRUCTURAL THEORY 10

Degrees of freedom of aircraft motions - stable, unstable and neutral stability - concept of static stability - Hooke's Law- brittle and ductile materials - moment of inertia - section modulus.

UNIT V SPACE APPLICATIONS 10

History of space research - spacecraft trajectories and basic orbital manoeuvres - six orbital elements - Kepler's laws of orbits - Newtons law of gravitation.

TOTAL: 45 PERIODS**COURSE OUTCOMES:**

- CO1** Illustrate the history of aviation & developments over the years
CO2 Ability to identify the types & classifications of components and control systems
CO3 Explain the basic concepts of flight & Physical properties of Atmosphere
CO4 Identify the types of fuselage and constructions.
CO5 Distinguish the types of Engines and explain the principles of Rocket

TEXT BOOKS:

1. John D. Anderson, Introduction to Flight, 8 th Ed., McGraw-Hill Education, New York,2015.
2. E Rathakrishnan, "Introduction to Aerospace Engineering: Basic Principles of Flight", John Wiley, NJ, 2021.
3. Stephen. A. Brandt, "Introduction to Aeronautics: A design perspective " American Institute of Aeronautics & Astronautics,1997.

REFERENCE:

1. Kermode, A.C., "Mechanics of Flight", Himalayan Book, 1997.

OIM351**INDUSTRIAL MANAGEMENT****L T P C
3 0 0 3****COURSE OBJECTIVES:**

- To introduce fundamental concepts of industrial management
- To understand the approaches to the study of Management
- To learn about Decision Making, Organizing and leadership
- To analyze the Managerial Role and functions
- To know about the Supply Chain Management'

UNIT I INTRODUCTION 9

Technology Management - Definition - Functions - Evolution of Modern Management - Scientific Management Development of Management Thought. Approaches to the study of Management, Forms of Organization -Individual Ownership - Partnership - Joint Stock Companies - Co-operative Enterprises - Public Sector Undertakings, Corporate Frame Work- Share Holders - Board of Directors - Committees - Chief Executive Line and Functional Managers,-Financial-Legal-Trade Union

UNIT II FUNCTIONS OF MANAGEMENT 9

Planning - Nature and Purpose - Objectives - Strategies – Policies and Planning Premises - Decision Making - Organizing - Nature and Process - Premises - Departmentalization - Line and staff - Decentralization -Organizational culture, Staffing - selection and training .Placement - Performance appraisal - Career Strategy – Organizational Development. Leading - Managing human factor - Leadership .Communication, Controlling - Process of Controlling - Controlling techniques, productivity and operations management - Preventive control, Industrial Safety.

UNIT III ORGANIZATIONAL BEHAVIOUR

9

Definition - Organization - Managerial Role and functions -Organizational approaches, Individual behaviour - causes - Environmental Effect - Behaviour and Performance, Perception - Organizational Implications. Personality - Contributing factors - Dimension – Need Theories - Process Theories - Job Satisfaction, Learning and Behaviour-Learning Curves, Work Design and approaches.

UNIT IV GROUP DYNAMICS

9

Group Behaviour - Groups - Contributing factors - Group Norms, Communication - Process - Barriers to communication - Effective communication, leadership - formal and informal characteristics – Managerial Grid - Leadership styles - Group Decision Making - Leadership Role in Group Decision, Group Conflicts - Types -Causes - Conflict Resolution -Inter group relations and conflict, Organization centralization and decentralization - Formal and informal - Organizational Structures Organizational Change and Development -Change Process – Resistance to Change - Culture and Ethics.

UNIT V MODERN CONCEPTS

9

Management by Objectives (MBO) - Management by Exception (MBE),Strategic Management - Planning for Future direction - SWOT Analysis -Evolving development strategies, information technology in management Decisions support system-Management Games Business Process Re-engineering(BPR) –Enterprises Resource Planning (ERP) - Supply Chain Management (SCM) - Activity Based Management (AM) - Global Perspective - Principles and Steps Advantages and disadvantage

TOTAL: 45 PERIODS

COURSE OUTCOMES:

CO1: Understand the basic concepts of industrial management

CO2: Identify the group conflicts and its causes.

CO3: Perform swot analysis

CO4 : Analyze the learning curves

CO5 : Understand the placement and performance appraisal

REFERENCES:

Maynard H.B, “Industrial Engineering Hand book”, McGraw-Hill, sixth 2008

CO's – PO's & PSO's MAPPING

CO's	PO's												PSO's		
	1	2	3	4	5	6	7	8	9	10	11	12	1	2	3
1	2	1											2	1	
2		3	2	3											2
3	2	3	2	3									1	2	3
4	2	2	3	3										3	3
5	2	2											2		
AVg.	2	2.2	2.3	3									1.8	2	2.6

OIE354

QUALITY ENGINEERING

L T P C
3 0 0 3

COURSE OBJECTIVES

- Developing a clear knowledge in the basics of various quality concepts.
- Facilitating the students in understanding the application of control charts and its techniques.
- Developing the special control procedures for service and processor oriented industries.
- Analyzing and understanding the process capability study.
- Developing the acceptance sampling procedures for incoming raw material.

UNIT I INTRODUCTION

9

Quality Dimensions–Quality definitions–Inspection–Quality control–Quality Assurance–Quality planning–Quality costs–Economics of quality– Quality loss function

UNIT II CONTROLCHARTS 9

Chance and assignable causes of process variation, statistical basis of the control chart, control charts for variables- \bar{X} , R and S charts, attribute control charts - p, np, c and u- Construction and application.

UNIT III SPECIAL CONTROL PROCEDURES 9

Warning and modified control limits, control chart for individual measurements, multi-vari chart, Xchart with a linear trend, chart for moving averages and ranges, cumulative-sum and exponentially weighted moving average control charts.

UNIT IV STATISTICALPROCESSCONTROL 9

Process stability, process capability analysis using a Histogram or probability plots and control chart. Gauge capability studies, setting specification limits.

UNITV ACCEPTANCESAMPLING 9

The acceptance sampling fundamental, OC curve, sampling plans for attributes, simple, double, multiple and sequential, sampling plans for variables, MIL-STD-105D and MIL-STD-414E & IS2500 standards.

TOTAL: 45 PERIODS

COURSE OUTCOMES:

Students will be able to:

CO1: Control the quality of processes using control charts for variables in manufacturing industries.

CO2: Control the occurrence of defective product and the defects in manufacturing companies.

CO3: Control the occurrence of defects in services.

CO4: Analyzing and understanding the process capability study.

CO5: Developing the acceptance sampling procedures for incoming raw material.

CO's – PO's & PSO's MAPPING

CO's	PO's												PSO's		
	1	2	3	4	5	6	7	8	9	10	11	12	1	2	3
1	2	3	3		3			1	2			2	1		
2		3	3		3	3			3			3		2	
3	3	3	3		3				3			3	1		
4	3		2		3						1		1		
5		2			3				3			3			1
AVg.	2.6	2.7	2.7		3	3		1	2.7		1	2.7	1	2	1

PROGRESS THROUGH KNOWLEDGE

OSF351

FIRE SAFETY ENGINEERING

L T P C

3 0 0 3

COURSE OBJECTIVES

- To enable the students to acquire knowledge of Fire and Safety Studies
- To learn about the effect of fire on materials used for construction, the method of test for non-combustibility & fire resistance
- To learn about fire area, fire stopped areas and different types of fire-resistant doors
- To learn about the method of fire protection of structural members and their repair due to fire damage.
- To develop safety professionals for both technical and management through systematic and quality-based study programmes

UNIT I INHERENT SAFETY CONCEPTS 9

Compartment fire-factors controlling fire severity, ventilation controlled and fuel controlled fires; Spread of fire in rooms, within building and between buildings. Effect of temperature on the properties of structural materials- concrete, steel, masonry and wood; Behavior of non-structural materials on fire- plastics, glass, textile fibres and other house hold materials.

UNIT II	PLANT LOCATIONS	9
Compartment temperature-time response at pre-flashover and post flashover periods; Equivalence of fire severity of compartment fire and furnace fire; Fire resistance test on structural elements-standard heating condition, Indian standard test method, performance criteria.		
UNIT III	WORKING CONDITIONS	9
Fire separation between building- principle of calculation of safe distance. Design principles of fire resistant walls and ceilings; Fire resistant screens- solid screens and water curtains; Local barriers; Fire stopped areas-in roof, in fire areas and in connecting structures; Fire doors- Low combustible, Non-combustible and Spark-proof doors; method of suspension of fire doors; Air-tight sealing of doors;		
UNIT IV	FIRE SEVERITY AND REPAIR TECHNIQUES	9
Fabricated fire proof boards-calcium silicate, Gypsum, Vermiculite, and Perlite boards; Fire protection of structural elements - Wooden, Steel and RCC.. Reparability of fire damaged structures-Assessment of damage to concrete, steel, masonry and timber structures, Repair techniques- repair methods to reinforced concrete Columns, beams and slabs, Repair to steel structural members, Repair to masonry structures.		
UNIT V	WORKING AT HEIGHTS	9
Safe Access - Requirement for Safe Work Platforms- Stairways - Gangways and Ramps-Fall Prevention & Fall Protection - Safety Belts - Safety nets - Fall Arrestors- Working on Fragile Roofs - Work Permit Systems-Accident Case Studies.		
		TOTAL : 45 PERIODS

COURSE OUTCOMES

On completion of the course the student will be able to

CO1: Understand the effect of fire on materials used for construction

CO2: Understand the method of test for non-combustibility and fire resistance; and will be able to select different structural elements and their dimensions for a particular fire resistance rating of a building.

CO3: To understand the design concept of fire walls, fire screens, local barriers and fire doors and able to select them appropriately to prevent fire spread.

CO4: To decide the method of fire protection to RCC, steel, and wooden structural elements and their repair methods if damaged due to fire.

CO5: Describe the safety techniques and improve the analytical and intelligence to take the right decision at right time.

TEXT BOOKS

1. Roytman, M. Y, "Principles of fire safety standards for building construction". Amerind Publishing Co. Pvt. Ltd., New Delhi, 1975
2. John A. Purkiss, "Fire safety engineering design of structures" (2nd edn.), Butterworth Heinemann, Oxford, UK, 2009.

REFERENCES:

1. Smith, E.E. and Harmathy, T.Z. (Editors), "Design of buildings for fire safety". ASTM Special Publication 685, American Society for Testing and Materials, Boston, U.S.A, 1979.
2. Butcher, E. G. and Parnell, A. C, "Designing of fire safety". JohnWiley and Sons Ltd., New York, U.S.A. 1983.
3. Jain, V.K, "Fire safety in buildings" (2nd edn.). New Age International(P) Ltd., New Delhi, 2010.
4. Hazop&Hazan, "Identifying and Assessing Process Industry Hazards", Fourth Edition , 1999
4. Frank R. Spellman, Nancy E. Whiting, "The Handbook of Safety Engineering: Principles and Applications", 2009

CO's- PO's & PSO's MAPPING

CO's	PO's												PSO's			
	1	2	3	4	5	6	7	8	9	10	11	12	1	2	3	
1	2	-	1	-	-	1	-	-	-	-	-	-	-	-	-	-
2	-	-	3	-	-	-	-	-	-	-	-	-	-	-	-	-
3	1	-	2	-	-	-	3	-	-	1	-	-	-	-	-	-
4	-	-	-	-	-	1	1	-	-	-	-	-	-	-	-	-
5	2	-	1	-	-	1	1	1	-	1	-	1	-	-	-	-
AVg.	1.3	-	1.75	-	-	1	1.3	1		1	-	1	-	-	-	-

OML351**INTRODUCTION TO NON-DESTRUCTIVE TESTING****L T P C**
3 0 0 3**COURSE OBJECTIVES:**

The main learning objective of this course is to prepare the students for:

- Understanding the basic importance of NDT in quality assurance.
- Imbibing the basic principles of various NDT techniques, its applications, limitations, codes and standards.
- Equipping themselves to locate a flaw in various materials, products.
- Applying apply the testing methods for inspecting materials in accordance with industry specifications and standards.
- Acquiring the knowledge on the selection of the suitable NDT technique for a given application

UNIT I INTRODUCTION TO NDT & VISUAL TESTING**9**

Concepts of Non-destructive testing-relative merits and limitations-NDT Versus mechanical testing, Fundamentals of Visual Testing – vision, lighting, material attributes, environmental factors, visual perception, direct and indirect methods – mirrors, magnifiers, boroscopes and fibrosopes – light sources and special lighting.

UNIT II LIQUID PENETRANT & MAGNETIC PARTICLE TESTING**9**

Liquid Penetrant Inspection: principle, applications, advantages and limitations, dyes, developers and cleaners, Methods & Interpretation.

Magnetic Particle Inspection: Principles, applications, magnetization methods, magnetic particles, Testing Procedure, demagnetization, advantages and limitations, – Interpretation and evaluation of test indications.

UNIT III EDDY CURRENT TESTING & THERMOGRAPHY**9**

Eddy Current Testing: Generation of eddy currents– properties– eddy current sensing elements, probes, Instrumentation, Types of arrangement, applications, advantages, limitations – Factors affecting sensing elements and coil impedance, calibration, Interpretation/Evaluation.

Thermography- Principle, Contact & Non-Contact inspection methods, Active & Passive methods, Liquid Crystal – Concept, example, advantages & limitations. Electromagnetic spectrum, infrared thermography- approaches, IR detectors, Instrumentation and methods, applications.

UNIT IV ULTRASONIC TESTING & AET**9**

Ultrasonic Testing: Types of ultrasonic waves, characteristics, attenuation, couplants, probes, EMAT. Inspection methods-pulse echo, transmission and phased array techniques, types of scanning and displays, angle beam inspection of welds, time of flight diffraction (TOFD) technique, Thickness determination by ultrasonic method, Study of A, B and C scan presentations, calibration.

Acoustic Emission Technique – Introduction, Types of AE signal, AE wave propagation, Source location, Kaiser effect, AE transducers, Principle, AE parameters, AE instrumentation, Advantages & Limitations, Interpretation of Results, Applications.

UNIT V RADIOGRAPHY TESTING

9

Sources-X-rays and Gamma rays and their characteristics-absorption, scattering. Filters and screens, Imaging modalities-film radiography and digital radiography (Computed, Direct, Real Time, CT scan). Problems in shadow formation, exposure factors, inverse square law, exposure charts, Penetrimeters, safety in radiography.

TOTAL: 45 PERIODS

COURSE OUTCOMES:

After completion of this course, the students will be able to

CO1 Realize the importance of NDT in various engineering fields.

CO2 Have a basic knowledge of surface NDE techniques which enables to carry out various inspection in accordance with the established procedures.

CO3 Calibrate the instrument and inspect for in-service damage in the components by means of Eddy current testing as well as Thermography testing.

CO4 Differentiate various techniques of UT and AET and select appropriate NDT methods for better evaluation.

CO5 Interpret the results of Radiography testing and also have the ability to analyse the influence of various parameters on the testing.

TEXT BOOKS:

1. Baldev Raj, T. Jayakumar and M. Thavasimuthu, Practical Non Destructive Testing, Alpha Science International Limited, 3rd edition, 2002.
2. J. Prasad and C. G. K. Nair, Non-Destructive Test and Evaluation of Materials, Tata McGraw-Hill Education, 2nd edition, 2011.
3. Ravi Prakash, "Non-Destructive Testing Techniques", 1st revised edition, New Age International Publishers, 2010.

REFERENCES:

1. ASM Metals Handbook, V-17, "Nondestructive Evaluation and Quality Control", American Society of Metals, USA, 2001.
2. Barry Hull and Vernon John, "Nondestructive Testing", Macmillan, 1989.
3. Chuck Hellier, "Handbook of Nondestructive Evaluation", Mc Graw Hill, 2012.
4. Louis Cartz, "Nondestructive Testing", ASM International, USA, 1995.

CO's- PO's & PSO's MAPPING

	PO1	PO2	PO3	PO4	PO5	PO6	PO7	PO8	PO9	PO10	PO11	PO12	PSO 1	PSO 2	PSO 3
C01	2	2	2	3			2	2				2	1	2	
C02	3	1	2	2			2	2				2	2	2	1
C03	3	2	1	2			2	2				2	2	2	
CO4	3	1	2	2			2	2				2	2	2	2
CO5	3	2	2	2			2	2				2	2	2	1
Avg	2.8	1.6	1.8	2.2			2	2				2	1.8	2	1.3

OMR351

MECHATRONICS

L T P C

3 0 0 3

COURSE OBJECTIVES:

The main learning objective of this course is to prepare the students for:

- Selecting sensors to develop mechatronics systems.
- Explaining the architecture and timing diagram of microprocessor, and also interpret and develop programs.
- Designing appropriate interfacing circuits to connect I/O devices with microprocessor.
- Applying PLC as a controller in mechatronics system.
- Designing and develop the apt mechatronics system for an application.

UNIT I INTRODUCTION AND SENSORS 9

Introduction to Mechatronics – Systems – Need for Mechatronics – Emerging areas of Mechatronics – Classification of Mechatronics. Sensors and Transducers: Static and Dynamic Characteristics of Sensor, Potentiometers – LVDT – Capacitance Sensors – Strain Gauges – Eddy Current Sensor – Hall Effect Sensor – Temperature Sensors – Light Sensors.

UNIT II 8085 MICROPROCESSOR 9

Introduction – Pin Configuration - Architecture of 8085 – Addressing Modes – Instruction set, Timing diagram of 8085.

UNIT III PROGRAMMABLE PERIPHERAL INTERFACE 9

Introduction – Architecture of 8255, Keyboard Interfacing, LED display – Interfacing, ADC and DAC Interface, Temperature Control – Stepper Motor Control – Traffic Control Interface.

UNIT IV PROGRAMMABLE LOGIC CONTROLLER 9

Introduction – Architecture – Input / Output Processing – Programming with Timers, Counters and Internal relays – Data Handling – Selection of PLC.

UNIT V ACTUATORS AND MECHATRONICS SYSTEM DESIGN 9

Types of Stepper and Servo motors – Construction – Working Principle – Characteristics, Stages of Mechatronics Design Process – Comparison of Traditional and Mechatronics Design Concepts with Examples – Case studies of Mechatronics Systems – Pick and Place Robot – Engine Management system – Automatic Car Park Barrier.

TOTAL: 45 PERIODS**COURSE OUTCOMES**

Upon successful completion of the course, students should be able to:

- CO1:** Select sensors to develop mechatronics systems.
- CO2:** Explain the architecture and timing diagram of microprocessor, and also interpret and develop programs.
- CO3:** Design appropriate interfacing circuits to connect I/O devices with microprocessor.
- CO4:** Apply PLC as a controller in mechatronics system.
- CO5:** Design and develop the apt mechatronics system for an application.

TEXT BOOKS

1. Bolton W., "Mechatronics", Pearson Education, 6th Edition, 2015.
2. Ramesh S Gaonkar, "Microprocessor Architecture, Programming, and Applications with the 8085", Penram International Publishing Private Limited, 6th Edition, 2013.

REFERENCES

1. Bradley D.A., Dawson D., Buru N.C. and Loader A.J., "Mechatronics", Chapman and Hall, 1993.
2. Davis G. Alciatore and Michael B. Hestand, "Introduction to Mechatronics and Measurement systems", McGraw Hill Education, 2011.
3. Devadas Shetty and Richard A. Kolk, "Mechatronics Systems Design", Cengage Learning, 2010.
4. Nitaigour Premchand Mahalik, "Mechatronics Principles, Concepts and Applications", McGraw Hill Education, 2015.
5. Smaili. A and Mrad. F, "Mechatronics Integrated Technologies for Intelligent Machines", Oxford University Press, 2007.

CO's- PO's & PSO's MAPPING

COs/POs & PSOs	POs												PSOs		
	1	2	3	4	5	6	7	8	9	10	11	12	1	2	3
CO1	3	2	1	3		2						2	3	2	3
CO2	3	2	1	3		2						2	3	2	3
CO3	3	2	1	3		2						2	3	2	3
CO4	3	2	1	3		2						2	3	2	3
CO5	3	2	1	3		2						2	3	2	3
CO/PO & PSO Average	3	2	1	3		2						2	3	2	3
1 – Slight, 2 – Moderate, 3 – Substantial															

ORA351**FOUNDATION OF ROBOTICS****L T P C
3 0 0 3****COURSE OBJECTIVES:**

- To study the kinematics, drive systems and programming of robots.
- To study the basics of robot laws and transmission systems.
- To familiarize students with the concepts and techniques of robot manipulator, its kinematics.
- To familiarize students with the various Programming and Machine Vision application in robots.
- To build confidence among students to evaluate, choose and incorporate robots in engineering systems.

UNIT I FUNDAMENTALS OF ROBOT**9**

Robot – Definition – Robot Anatomy – Co-ordinate systems, Work Envelope, types and classification – specifications – Pitch, yaw, Roll, Joint Notations, Speed of Motion, Pay Load – Robot Parts and their functions – Need for Robots – Different Applications.

UNIT II ROBOT KINEMATICS**9**

Forward kinematics, inverse kinematics and the difference: forward kinematics and inverse Kinematics of Manipulators with two, three degrees of freedom (in 2 dimensional), four degrees of freedom (in 3 dimensional) – derivations and problems. Homogeneous transformation matrices, translation and rotation matrices.

UNIT III ROBOT DRIVE SYSTEMS AND END EFFECTORS**9**

Pneumatic Drives – Hydraulic Drives – Mechanical Drives – Electrical Drives – D.C. Servo Motors, Stepper Motor, A.C. Servo Motors – Salient Features, Applications and Comparison of All These Drives. End Effectors – Grippers – Mechanical Grippers, Pneumatic and Hydraulic Grippers, Magnetic grippers, vacuum grippers, internal grippers and external grippers, selection and design considerations of a gripper

UNIT IV SENSORS IN ROBOTICS**9**

Force sensors, touch and tactile sensors, proximity sensors, non-contact sensors, safety considerations in robotic cell, proximity sensors, fail safe hazard sensor systems, and compliance mechanism. Machine vision system - camera, frame grabber, sensing and digitizing image data – signal conversion, image storage, lighting techniques, image processing and analysis – data reduction, segmentation, feature extraction, object recognition, other algorithms, applications – Inspection, identification, visual serving and navigation.

UNIT V PROGRAMMING AND APPLICATIONS OF ROBOT

9

Teach pendant programming, lead through programming, robot programming languages – VAL programming – Motion Commands, Sensors commands, End-Effector Commands, and simple programs - Role of robots in inspection, assembly, material handling, underwater, space and medical fields.

TOTAL : 45 PERIODS

COURSE OUTCOMES

At the end of the course, students will be able to:

CO1: Interpret the features of robots and technology involved in the control.

CO2: Apply the basic engineering knowledge and laws for the design of robotics.

CO3: Explain the basic concepts like various configurations, classification and parts of end effectors compare various end effectors and grippers and tools and sensors used in robots.

CO4: Explain the concept of kinematics, degeneracy, dexterity and trajectory planning.

CO5: Demonstrate the image processing and image analysis techniques by machine vision system.

TEXT BOOKS:

1. Ganesh.S.Hedge, "A textbook of Industrial Robotics", Lakshmi Publications, 2006.
2. Mikell.P.Groover , "Industrial Robotics – Technology, Programming and applications" McGraw Hill 2ND edition 2012.

REFERENCES:

1. Fu K.S. Gonalz R.C. and ice C.S.G."Robotics Control, Sensing, Vision and Intelligence", McGraw Hill book co. 2007.
2. YoramKoren, "Robotics for Engineers", McGraw Hill Book, Co., 2002.
3. Janakiraman P.A., "Robotics and Image Processing", Tata McGraw Hill 2005.
4. John. J.Craig, "Introduction to Robotics: Mechanics and Control" 2nd Edition, 2002.
5. Jazar, "Theory of Applied Robotics: Kinematics, Dynamics and Control", Springer India reprint, 2010.

CO's- PO's & PSO's MAPPING

COs/POs&P SOs	POs												PSOs		
	1	2	3	4	5	6	7	8	9	10	11	12	1	2	3
CO1	3	2	1	1								1			3
CO2	3	2	1	1								1			3
CO3	3	2	1	1								1			3
CO4	3	2	1	1								1			3
CO5	3	2	1	1								1			3
CO/PO & PSO Average															

1 – Slight, 2 – Moderate, 3 – Substantial

OAE352

FUNDAMENTALS OF AERONAUTICAL ENGINEERING

L T P C

3 0 0 3

COURSE OBJECTIVES:

- To acquire the knowledge on the Historical evaluation of Airplanes
- To learn the different component systems and functions
- To know the concepts of basic properties and principles behind the flight
- To learn the basics of different structures & construction
- To learn the various types of power plants used in aircrafts

- UNIT I HISTORY OF FLIGHT 8**
Balloon flight-ornithopter-Early Airplanes by Wright Brothers, biplanes and monoplanes, Developments in aerodynamics, materials, structures and propulsion over the years.
- UNIT II AIRCRAFT CONFIGURATIONS AND ITS CONTROLS 10**
Different types of flight vehicles, classifications-Components of an airplane and their functions- Conventional control, powered control- Basic instruments for flying-Typical systems for control actuation.
- UNIT III BASICS OF AERODYNAMICS 9**
Physical Properties and structures of the Atmosphere, Temperature, pressure and altitude relationships, Newton's Law of Motions applied to Aeronautics-Evolution of lift, drag and moment. Aerofoils, Mach number, Maneuvers.
- UNIT IV BASICS OF AIRCRAFT STRUCTURES 9**
General types of construction, Monocoque, semi-monocoque and geodesic constructions, typical wing and fuselage structure. Metallic and non-metallic materials. Use of Aluminium alloy, titanium, stainless steel and composite materials. Stresses and strains-Hooke's law- stress-strain diagrams- elastic constants-Factor of Safety.
- UNIT V BASICS OF PROPULSION 9**
Basic ideas about piston, turboprop and jet engines – use of propeller and jets for thrust production- Comparative merits, Principle of operation of rocket, types of rocket and typical applications, Exploration into space.

TOTAL : 45 PERIODS

COURSE OUTCOMES:

- CO1** Illustrate the history of aircraft & developments over the years
CO2 Ability to identify the types & classifications of components and control systems
CO3 Explain the basic concepts of flight & Physical properties of Atmosphere
CO4 Identify the types of fuselage and constructions.
CO5 Distinguish the types of Engines and explain the principles of Rocket

TEXT BOOKS

1. Anderson, J.D., Introduction to Flight, McGraw-Hill; 8th edition 2015
2. . E Rathakrishnan, "Introduction to Aerospace Engineering: Basic Principles of Flight", John Wiley, NJ, 2021
3. Stephen.A. Brandt, Introduction to aeronautics: A design perspective, 2nd edition, AIAA Education Series, 2004.

REFERENCE

1. SADHU SINGH, "INTERNAL COMBUSTION ENGINES AND GAS TURBINE"-, SS Kataria & sons, 2015
2. KERMODE , "FLIGHT WITHOUT FORMULAE", -, Pitman; 4th Revised edition 1989

OGI351 REMOTE SENSING CONCEPTS L T P C
3 0 0 3

COURSE OBJECTIVES:

- To introduce the concepts of remote sensing processes and its components.
- To expose the various remote sensing platforms and sensors and to introduce the elements of data interpretation

UNIT I REMOTE SENSING AND ELECTROMAGNETIC RADIATION 9
Definition – components of RS – History of Remote Sensing – Merits and demerits of data collation between conventional and remote sensing methods - Electromagnetic Spectrum – Radiation principles - Wave theory, Planck's law, Wien's Displacement Law, Stefan's Boltzmann law, Kirchoff's law – Radiation sources: active & passive - Radiation Quantities

UNIT II EMR INTERACTION WITH ATMOSPHERE AND EARTH MATERIAL 9

Standard atmospheric profile – main atmospheric regions and its characteristics – interaction of radiation with atmosphere – Scattering, absorption and refraction – Atmospheric windows - Energy balance equation – Specular and diffuse reflectors – Spectral reflectance & emittance – Spectroradiometer – Spectral Signature concepts – Typical spectral reflectance curves for vegetation, soil and water – solid surface scattering in microwave region.

UNIT III ORBITS AND PLATFORMS 9

Motions of planets and satellites – Newton’s law of gravitation - Gravitational field and potential - Escape velocity - Kepler’s law of planetary motion - Orbit elements and types – Orbital perturbations and maneuvers – Types of remote sensing platforms - Ground based, Airborne platforms and Space borne platforms – Classification of satellites – Sun synchronous and Geosynchronous satellites – Lagrange Orbit.

UNIT IV SENSING TECHNIQUES 9

Classification of remote sensors – Resolution concept : spatial, spectral, radiometric and temporal resolutions - Scanners - Along and across track scanners – Optical-infrared sensors – Thermal sensors – microwave sensors – Calibration of sensors - High Resolution Sensors - LIDAR , UAV – Orbital and sensor characteristics of live Indian earth observation satellites

UNIT V DATA PRODUCTS AND INTERPRETATION 9

Photographic and digital products – Types, levels and open source satellite data products — selection and procurement of data– Visual interpretation: basic elements and interpretation keys - Digital interpretation – Concepts of Image rectification, Image enhancement and Image classification

TOTAL:45 PERIODS

COURSE OUTCOMES:

- On completion of the course, the student is expected to
- CO1** Understand the concepts and laws related to remote sensing
- CO2** Understand the interaction of electromagnetic radiation with atmosphere and earth material
- CO3** Acquire knowledge about satellite orbits and different types of satellites
- CO4** Understand the different types of remote sensors
- CO5** Gain knowledge about the concepts of interpretation of satellite imagery

TEXTBOOKS:

1. Thomas M.Lillesand, Ralph W. Kiefer and Jonathan W. Chipman, Remote Sensing and Image interpretation, John Wiley and Sons, Inc, New York,2015.
2. George Joseph and C Jeganathan, Fundamentals of Remote Sensing,Third Edition Universities Press (India) Private limited, Hyderabad, 2018

REFERENCES:

1. Janza, F.Z., Blue H.M. and Johnson,J.E. Manual of Remote Sensing. Vol.1, American Society of Photogrametry, Virginia, USA, 2002.
2. Verbyla, David, Satellite Remote Sensing of Natural Resources. CRC Press, 1995
3. Paul Curran P.J. Principles of Remote Sensing. Longman, RLBS, 1988.
4. Introduction to Physics and Techniques of Remote Sensing , Charles Elachi and Jacob Van Zyl, 2006 Edition II, Wiley Publication.
5. Basudeb Bhatta, Remote Sensing and GIS, Oxford University Press, 2011

CO’s- PO’s & PSO’s MAPPING

	Graduate Attribute	Course Outcome					Average
		CO1	CO2	CO3	CO4	CO5	
PO1	Engineering Knowledge	3	3	3	3	3	3
PO2	Problem Analysis				3	3	3
PO3	Design/Development of Solutions				3	3	3
PO4	Conduct Investigations of Complex Problems				3	3	3

PO5	Modern Tool Usage				3	3	3
PO6	The Engineer and Society						
PO7	Environment and Sustainability						
PO8	Ethics						
PO9	Individual and Team Work						
PO10	Communication						
PO11	Project Management and Finance						
PO12	Life-long Learning	3		3	3	3	3
PSO1	Knowledge of Geoinformatics discipline	3	3	3	3	3	3
PSO2	Critical analysis of Geoinformatics Engineering problems and innovations	3	3	3	3	3	3
PSO3	Conceptualization and evaluation of Design solutions	3	3	3	3	3	3

OAI351

URBAN AGRICULTURE

L T P C

3 0 0 3

COURSE OBJECTIVES:

- To introduce the students the principles of agricultural crop production and the production practices of crops in modern ways.
- To delineate the role of agricultural engineers in relation to various crop production practices.

UNIT I INTRODUCTION**9**

Benefits of urban agriculture- economic benefits, environmental benefits, social and cultural benefits, educational, skill-building and job training benefits, health, nutrition and food accessibility benefits.

UNIT II VERTICAL FARMING**9**

Vertical farming- types, green facade, living/green wall-modular green wall , vegetated mat wall-Structures and components for green wall system: plant selection, growing media, irrigation and plant nutrition: Design, light, benefits of vertical gardening. Roof garden and its types. Kitchen garden, hanging baskets: The house plants/ indoor plants

UNIT III SOIL LESS CULTIVATION**9**

Hydroponics, aeroponics, aquaponics: merits and limitations, costs and Challenges, backyard gardens- tactical gardens- street landscaping- forest gardening, greenhouses, urban beekeeping

UNIT IV MODERN CONCEPTS**9**

Growth of plants in vertical pipes in terraces and inside buildings, micro irrigation concepts suitable for roof top gardening, rain hose system, Green house, polyhouse and shade net system of crop production on roof tops

UNIT V WASTE MANAGEMENT**9**

Concept, scope and maintenance of waste management- recycle of organic waste, garden wastes-solid waste management-scope, microbiology of waste, other ingredients like insecticide, pesticides and fungicides residues, waste utilization.

TOTAL: 45 PERIODS**COURSE OUTCOMES**

- CO1** Demonstrate the principles behind crop production and various parameters that influences the crop growth on roof tops
- CO2** Explain different methods of crop production on roof tops
- CO3** Explain nutrient and pest management for crop production on roof tops
- CO4** Illustrate crop water requirement and irrigation water management on roof tops
- CO5** Explain the concept of waste management on roof tops

TEXT BOOKS:

1. Martellozzo F and J S Landry. 2020. Urban Agriculture. Scitus Academics Llc.
2. Rob Roggema. 2016. Sustainable Urban Agriculture and Food Planning. Routledge Taylor and Francis Group.
3. Akrong M O. 2012. Urban Agriculture. LAP Lambert Academic Publishing.

REFERENCES:

1. Agha Rokh A. 2008. Evaluation of ornamental flowers and fishes breeding in Bushehr urban wastewater using a pilot-scale aquaponic system. Water and Wastewater, 19 (65): 47–53.
2. Agrawal M, Singh B, Rajput M, Marshall F and Bell J. N. B. 2003. Effect of air pollution on peri-urban agriculture: A case study. Environmental Pollution, 126 (3): 323–329. <https://www.sciencedirect.com/science/article/pii/S0269749103002458#aep-section-id24>.
3. Jac Smit and Joe Nasr. 1992. Urban agriculture for sustainable cities: using wastes and idle land and water bodies as resources. Environment and Urbanization, 4 (2):141-152.

CO's- PO's & PSO's MAPPING

PO/PSO		CO1	CO2	CO3	CO4	CO5	Overall correlation of COs with POs
PO1	Engineering Knowledge	1	2	1	1	2	1
PO2	Problem Analysis	1	1	1	1	1	2
PO3	Design/ Development of Solutions	1	2	1	1	3	2
PO4	Conduct Investigations of Complex Problems	1	1	2	2	1	1
PO5	Modern Tool Usage	1	2	1	1	1	2
PO6	The Engineer and Society	1	2	1	2	1	1
PO7	Environment and sustainability	1	2	1	1	2	1
PO8	Ethics	2	1	1	1	2	1
PO9	Individual and team work:	1	1	2	1	1	1
PO10	Communication	1	2	1	1	2	1
PO11	Project management and finance	1	1	1	1	1	2
PO12	Life-long learning:	1	2	1	1	3	2
PSO1	To make expertise in design and engineering problem solving approach in agriculture with proper knowledge and skill	1	2	1	1	2	1
PSO2	To enhance students ability to formulate solutions to real-world problems pertaining to sustained agricultural productivity using modern technologies.	2	1	2	1	1	1
PSO3	To inculcate entrepreneurial skills through strong Industry-Institution linkage.	1	2	1	2	1	2

OEN351**DRINKING WATER SUPPLY AND TREATMENT****L T P C****3 0 0 3****COURSE OBJECTIVE:**

- To equip the students with the principles and design of water treatment units and distribution system.

UNIT I SOURCES OF WATER**9**

Public water supply system – Planning, Objectives, Design period, Population forecasting; Water demand – Sources of water and their characteristics, Surface and Groundwater – Impounding Reservoir – Development and selection of source – Source Water quality – Characterization – Significance – Drinking Water quality standards.

UNIT II CONVEYANCE FROM THE SOURCE 9

Water supply – intake structures – Functions; Pipes and conduits for water – Pipe materials – Hydraulics of flow in pipes – Transmission main design – Laying, jointing and testing of pipes – appurtenances – Types and capacity of pumps – Selection of pumps and pipe materials.

UNIT III WATER TREATMENT 9

Objectives – Unit operations and processes – Principles, functions, and design of water treatment plant units, aerators of flash mixers, Coagulation and flocculation – sand filters - Disinfection -- Construction, Operation and Maintenance aspects.

UNIT IV ADVANCED WATER TREATMENT 9

Water softening – Desalination- R.O. Plant – demineralization – Adsorption - Ion exchange– Membrane Systems - Iron and Manganese removal - Defluoridation - Construction and Operation and Maintenance aspects

UNIT V WATER DISTRIBUTION AND SUPPLY 9

Requirements of water distribution – Components – Selection of pipe material – Service reservoirs - Functions – Network design – Economics - Computer applications – Appurtenances – Leak detection - Principles of design of water supply in buildings – House service connection – Fixtures and fittings, systems of plumbing and types of plumbing.

TOTAL: 45 PERIODS**COURSE OUTCOMES**

CO1: an understanding of water quality criteria and standards, and their relation to public health

CO2: the ability to design the water conveyance system

CO3: the knowledge in various unit operations and processes in water treatment

CO4: an ability to understand the various systems for advanced water treatment

CO5: an insight into the structure of drinking water distribution system

TEXTBOOKS :

1. Garg. S.K., "Water Supply Engineering", Khanna Publishers, Delhi, September 2008.
2. Punmia B.C, Arun K.Jain, Ashok K.Jain, " Water supply Engineering" Lakshmi publication private limited, New Delhi, 2016.
3. Rangwala "Water Supply and Sanitary Engineering", February 2022
4. Birdie.G.S., "Water Supply and Sanitary Engineering", Dhanpat Rai and sons, 2018.

REFERENCES :

1. Fair. G.M., Geyer.J.C., "Water Supply and Wastewater Disposal", John Wiley and Sons, 1954.
2. Babbit.H.E, and Donald.J.J, "Water Supply Engineering" , McGraw Hill book Co, 1984.
3. Steel. E.W.et al., "Water Supply Engineering" , Mc Graw Hill International book Co, 1984.
4. Duggal. K.N., "Elements of public Health Engineering", S.Chand and Company Ltd, New Delhi, 1998.

CO's- PO's & PSO's MAPPING

CO's	PO's												PSO's		
	1	2	3	4	5	6	7	8	9	10	11	12	1	2	3
1		3						3		3			3		
2		3		2		2				3			3		
3				2		2				3			3		
4			3	2				3	2	3			3		
5			3	2			1		2	3		1			
Avg.		3	3	2		2	1	3	2	3		1	3		

1.low, 2-medium, 3-high, '-'- no correlation

Note: The average value of this course to be used for program articulation matrix.

OEE352

ELECTRIC VEHICLE TECHNOLOGY

L T P C
3 0 0 3**COURSE OBJECTIVES**

- To provide knowledge about electric machines and special machine
- To understand the basics of power converters
- To know the concepts of controlling DC and AC drive systems
- To understand the architecture and power train components.
- To impart knowledge on vehicle control for standard drive cycles of hybrid electrical vehicles (HEVs)

UNIT I ROTATING POWER CONVERTERS 9

Magnetic circuits- DC machine and AC machine –Working principle of Generator and Motor-DC and AC - Voltage and torque equations – Characteristics and applications. Working principle of special machines like: Brushless DC motor, Switched reluctance motor and PMSM.

UNIT II STATIC POWER CONVERTERS 9

Working and Characteristics of Power Diodes, MOSFET and IGBT. Working of uncontrolled rectifiers, controlled rectifiers (Single phase and Three phase), DC choppers, single and three phase inverters, Multilevel inverters and Matrix Converters.

UNIT III CONTROL OF DC AND AC MOTOR DRIVES 9

Speed control for constant torque, constant HP operation of all electric motors - DC/DC chopper based four quadrant operation of DC motor drives, inverter based V/f Operation (motoring and braking) of induction motor drives, Transformation theory, vector control operation of Induction motor and PMSM, Brushless DC motor drives, Switched reluctance motor (SRM) drives

UNIT IV HYBRID ELECTRIC VEHICLE ARCHITECTURE AND POWER TRAIN COMPONENTS 9

History of evolution of Electric Vehicles - Comparison of Electric Vehicles with Internal Combustion Engines - Architecture of Electric Vehicles (EV) and Hybrid Electric Vehicles (HEV) – Plug-in Hybrid Electric Vehicles (PHEV)- Power train components and sizing, Gears, Clutches, Transmission and Brakes.

UNIT V MECHANICS OF HYBRID ELECTRIC VEHICLES AND CONTROL OF VEHICLES 9

Fundamentals of vehicle mechanics - tractive force, power and energy requirements for standard drive cycles of HEV's - motor torque and power rating and battery capacity. HEV supervisory control - Selection of modes - power spilt mode - parallel mode - engine brake mode - regeneration mode - series parallel mode

TOTAL: 45 PERIODS**COURSE OUTCOMES:**

- CO1:** Able to understand the principles of conventional and special electrical machines.
CO2: Acquired the concepts of power devices and power converters
CO3: Able to understand the control for DC and AC drive systems.
CO4: Learned the electric vehicle architecture and power train components.
CO5: Acquired the knowledge of mechanics of electric vehicles and control of electric vehicles.

REFERENCES:

- 1 Stephen D. Umans, "Fitzgerald & Kingsley's Electric Machinery", Tata McGraw Hill, 7th Edition, 2020.
- 2 Bogdan M. Wilamowski, J. David Irwin, The Industrial Electronics Handbook, Second Edition, Power Electronics and Motor Drives, CRC Press, 2011
- 3 Paul C. Krause, Oleg Wasynczuk, Scott D. Sudhoff, Steven D. Pekarek "Analysis of Electric Machinery and Drive Systems", 3rd Edition, Wiley-IEEE Press, 2013.
- 4 Rashid M.H., "Power Electronics Circuits, Devices and Applications ", Pearson, fourth Edition, 10th Impression 2021.

- 5 Iqbal Husain, 'Electric and Hybrid Electric Vehicles', CRC Press, 2021.
 6 Wei Liu, 'Hybrid Electric Vehicle System Modeling and Control', Second Edition, WILEY, 2017
 7 James Larminie and John Lowry, 'Electric Vehicle Technology Explained', Second Edition, Wiley, 2012

CO's- PO's & PSO's MAPPING

	PO 1	PO 2	PO 3	PO 4	PO 5	PO 6	PO 7	PO 8	PO 9	PO 10	PO 11	PO 12	PS O1	PS O2	PS O3
CO1	3	2			3								3	3	3
CO2	3	2	2			3			3				3	3	3
CO3	3			3		2	2						3	3	3
CO4	3	2	2		3								3	3	3
CO5	3		2								2		3	3	3
Avg	3	2	2	3	3	1	2		3		2		3	3	3

OEI353**INTRODUCTION TO PLC PROGRAMMING****L T P C
3 0 0 3****COURSE OBJECTIVES:**

- Understand basic PLC terminologies digital principles, PLC architecture and operation.
- Familiarize different programming language of PLC.
- Develop PLC logic for simple applications using ladder logic.
- Understand the hardware and software behind PLC and SCADA.
- Exposures about communication architecture of PLC/SCADA.

UNIT I INTRODUCTION TO PLC**9**

Introduction to PLC: Microprocessor, I/O Ports, Isolation, Filters, Drivers, Microcontrollers/DSP, PLC/DDC- PLC Construction: What is a PLC, PLC Memories, PLC I/O, , PLC Special I/O, PLC Types.

UNIT II PLC INSTRUCTIONS**9**

PLC Basic Instructions: PLC Ladder Language- Function block Programming- Ladder/Function Block functions- PLC Basic Instructions, Basic Examples (Start Stop Rung, Entry/Reset Rung)- Configuration of Sensors, Switches, Solid State Relays-Interlock examples- Timers, Counters, Examples.

UNIT III PLC PROGRAMMING**9**

Different types of PLC program, Basic Ladder logic, logic functions, PLC module addressing, registers basics, basic relay instructions, Latching Relays, arithmetic functions, comparison functions, data handling, data move functions, timer-counter instructions, input-output instructions, sequencer instructions

UNIT IV COMMUNICATION OF PLC AND SCADA**9**

Communication Protocol – Modbus, HART, Profibus- Communication facilities SCADA: - Hardware and software, Remote terminal units, Master Station and Communication architectures

UNIT V CASE STUDIES**9**

Stepper Motor Control- Elevator Control-CNC Machine Control- conveyor control-Interlocking Problems

TOTAL:45 PERIODS

SKILL DEVELOPMENT ACTIVITIES (Group Seminar/Mini Project/Assignment/Content Preparation / Quiz/ Surprise Test / Solving GATE questions/ etc)

5

1. Market survey of the recent PLCs and comparison of their features.
2. Summarize the PLC standards
3. Familiarization of any one programming language (Ladder diagram/ Sequential Function Chart/ Function Block Diagram/ Equivalent open source software)
4. Market survey of Communication Network Used for PLC/SCADA.

COURSE OUTCOMES:

- CO1** Know the basic requirement of a PLC input/output devices and architecture. (L1)
CO2 Ability to apply Basics Instruction Sets used for ladder Logic and Function Block Programming.(L2)
CO3 Ability to design PLC Programmes by Applying Timer/Counter and Arithmetic and Logic Instructions Studied for Ladder Logic and Function Block.(L3)
CO4 Able to develop a PLC logic for a specific application on real world problem. (L5)
CO5 Ability to Understand the Concepts of Communication used for PLC/SCADA.(L1)

TEXT BOOKS:

1. Frank Petruzzola, Programmable Logic Controllers, Tata Mc-Graw Hill Edition
2. John W. Webb, Ronald A. Reis, Programmable Logic Controllers Principles and Applications, PHI publication

REFERENCES:

1. MadhuchandMitra and SamerjitSengupta, Programmable Logic Controllers Industrial Automation an Introduction, Penram International Publishing Pvt. Ltd.
2. J. R. Hackworth and F. D. Hackworth, Programmable Logic Controllers Principles and Applications, Pearson publication

List of Open Source Software/ Learning website:

1. <https://nptel.ac.in/courses/108105063>
2. <https://www.electrical4u.com/industrial-automation/>
3. <https://www.etf.ues.rs.ba/~slubura/Procesni%20racunari/Programmable%20Logic%20Controller%20Programming%20Methods.pdf>
4. <https://www.electrical4u.com/industrial-automation/>

CO's- PO's & PSO's MAPPING

PO, PSO CO	PO 01	PO 02	PO 03	PO 04	PO 05	PO 06	PO 07	PO 08	PO 09	PO 10	PO 11	PO 12	PSO 1	PSO 2	PSO 3
CO1	3	2	1					1		1					
CO2	3	3	2					1		1	2				2
CO3	3	3	3	3	1			1		1					
CO4	3	3		3	3			1		1			3	3	
CO5	3	3	3	2	1			1		1			3	3	3
Avg	3	2.9	2.25	2.6	1.6			1		1			3	3	2.9

OCH351

NANO TECHNOLOGY

L T P C
3 0 0 3**UNIT I INTRODUCTION**

8

General definition and size effects–important nano structured materials and nano particles- importance of nano materials- Size effect on thermal, electrical, electronic, mechanical, optical and magnetic properties of nanomaterials- surface area - band gap energy and applications. Photochemistry and Electrochemistry of nanomaterials –Ionic properties of nanomaterials- Nano catalysis.

UNIT II SYNTHESIS OF NANOMATERIALS 8

Bottom up and Top-down approach for obtaining nano materials - Precipitation methods – sol gel technique – high energy ball milling, CVD and PVD methods, gas phase condensation, magnetron sputtering and laser deposition methods – laser ablation, sputtering.

UNIT III NANO COMPOSITES 10

Definition- importance of nanocomposites- nano composite materials-classification of composites- metal/metal oxides, metal-polymer- thermoplastic based, thermoset based and elastomer based- influence of size, shape and role of interface in composites applications.

UNIT IV NANO STRUCTURES AND CHARACTERIZATION TECHNIQUES 10

Classifications of nanomaterials - Zero dimensional, one-dimensional and two-dimensional nanostructures- Kinetics in nanostructured materials- multilayer thin films and superlattice- clusters of metals, semiconductors and nanocomposites. Spectroscopic techniques, Diffraction methods, thermal analysis method, BET analysis method.

UNIT V APPLICATIONS OF NANO MATERIALS 9

Overview of nanomaterials properties and their applications, nano painting, nano coating, nanomaterials for renewable energy, Molecular Electronics and Nanoelectronics – Nanobots- Biological Applications. Emerging technologies for environmental applications- Practice of nanoparticles for environmental remediation and water treatment.

TOTAL : 45 PERIODS**COURSE OUTCOMES:**

CO1 understand the basic properties such as structural, physical, chemical properties of nanomaterials and their applications.

CO2 able to acquire knowledge about the different types of nano material synthesis

CO3 describes about the shape, size, structure of composite nano materials and their interference

CO4 understand the different characterization techniques for nanomaterials

CO5 develop a deeper knowledge in the application of nanomaterials in different fields.

TEXT BOOKS

1. Mick Wilson, Kamali Kannangara, Geoff Smith, Michelle Simmom, Burkhard Raguse, “ Nano Technology: Basic Science & Engineering Technology”, 2005, Overseas Press
2. G. Cao, “Nanostructures & Nanomaterials: Synthesis, Properties & Applications” Imperial College Press, 2004
3. William A Goddard “Handbook of Nanoscience, Engineering and Technology”, 3rd Edition, CRC Taylor and Francis group 2012.

REFERENCES

1. R.H.J.Hannink & A.J.Hill, Nanostructure Control, Wood Head Publishing Ltd.,Cambridge, 2006.
2. C.N.R.Rao, A.Muller, A.K.Cheetham, The Chemistry of Nanomaterials: Synthesis, Properties and Applications Vol. I & II, 2nd edition, 2005, Wiley VCH Verlag Gbtl & Co
3. Ivor Brodie and Julius J.Murray, 'The physics of Micro/Nano – Fabrication', Springer International Edition, 2010

CO's- PO's & PSO's MAPPING

Course Outcomes	Statement	Program Outcome														
		PO 1	PO 2	PO 3	PO 4	PO 5	PO 6	PO 7	PO 8	PO 9	PO 10	PO 11	PO 12	PS O1	PS O2	PS O3
CO1	understand the basic properties such as structural, physical, chemical properties of nanomaterials and their applications	2	3	2	3	3	-	-	-	1	1	-	3	1	1	3

CO2	acquire knowledge about the different types of nano material synthesis	2	3	1	3	3	-	-	-	1	1	-	3	2	1	3
CO3	describes about the shape, size, structure of composite nano materials and their interference	2	2	2	3	3	1	1	-	1	1	-	3	2	1	3
CO4	understand the different characterization techniques for nanomaterials	2	2	1	3	3	1	1	1	1	-	1	3	1	1	3
CO5	develop a deeper knowledge in the application of nanomaterials in different fields	2	2	1	3	3	1	1	1	1	-	1	3	2	1	3
Overall CO		3	2	2	1	3	3	1	1	1	1	1	1	3	2	1

OCH352**FUNCTIONAL MATERIALS****L T P C**
3 0 0 3**COURSE OBJECTIVE:**

- The course emphasis on the molecular self assembly and materials for polymer electronics

UNIT I INTRODUCTION**9**

Historical Perspectives, Lessons from the Nature, Engineering the Functions, Tuning the functions, Multiscale Modeling and Computation, Classification of Functional Materials, Functional Diversity of Materials, Hybrid Materials, Technological Relevance, Societal Impact.

UNIT II MOLECULAR SELF ASSEMBLY**9**

Molecular Organization, Self-Assembly in Biology, Energetics of Self-Organization, A Few Case Studies, Synthetic Protocols and Challenges, Solvent-assisted Self-Assembly, Directed Assembly-Langmuir-Blodgett and Langmuir-Schaefer techniques, Technological Applications of SAMs.

UNIT III BIO-INSPIRED MATERIALS**9**

Bio-inspired materials, Classification, Biomimicry, Spider Silk, Lotus Leaf, Gecko feet, Synovial fluid, 'Bionics'-Bio-inspired Information Technologies, Artificial Sensory Organs, Biomineralization- En route to Nanotechnology.

UNIT IV SMART OR INTELLIGENT MATERIALS**9**

Criteria for Smartness, Significance of Smart Materials, Representative Examples like Smart Gels and Polymers, Electro/Magneto Rheological Fluids, Smart Electroceramics, Technical Limitations and Challenges, Functional Nanocomposites, Polymer-carbon nanotube composites.

UNIT V MATERIALS FOR POLYMER ELECTRONICS**9**

Polymers for Electronics, Organic Light Emitting Diodes, Working Principle of OLEDs, Illustrated Examples, Organic Field-Effect Transistors Operating Principle, Design Considerations, Polymer FETs vs Inorganic FETs, Liquid Crystal Displays, Engineering Aspects of Flat Panel Displays, Intelligent Polymers for Data Storage, Polymer-based Data Storage-Principle, Magnetic Vs. Polymer-based Data Storage.

TOTAL: 45 PERIODS

COURSE OUTCOME:

- Students will be able to differentiate among various functional properties and select appropriate material for certain functional applications, analyze the nature and potential of functional material.

TEXT BOOK:

1. Vijayamohan K. Pillai and MeeraParthasarathy, "Functional Materials: A chemist's perspective", Universities Press Hyderabad (2012).

REFERENCE:

1. Stephen Manne "Biomimetic Materials Chemistry" Wiley-VCH Newyork, 1966.

OFD352

TRADITIONAL INDIAN FOODS

L T P C
3 0 0 3**COURSE OBJECTIVE:**

- To help students acquire a sound knowledge on diversities of foods, food habits and patterns in India with focus on traditional foods.

UNIT I HISTORICAL AND CULTURAL PERSPECTIVES 9

Food production and accessibility - subsistence foraging, horticulture, agriculture and pastoralization, origin of agriculture, earliest crops grown. Food as source of physical sustenance, food as religious and cultural symbols; importance of food in understanding human culture - variability, diversity, from basic ingredients to food preparation; impact of customs and traditions on food habits, heterogeneity within cultures (social groups) and specific social contexts - festive occasions, specific religious festivals, mourning etc. Kosher, Halal foods; foods for religious and other fasts.

UNIT II TRADITIONAL METHODS OF FOOD PROCESSING 9

Traditional methods of milling grains – rice, wheat and corn – equipments and processes as compared to modern methods. Equipments and processes for edible oil extraction, paneer, butter and ghee manufacture – comparison of traditional and modern methods. Energy costs, efficiency, yield, shelf life and nutrient content comparisons. Traditional methods of food preservation – sundrying, osmotic drying, brining, pickling and smoking.

UNIT III TRADITIONAL FOOD PATTERNS 9

Typical breakfast, meal and snack foods of different regions of India. Regional foods that have gone Pan Indian / Global. Popular regional foods; Traditional fermented foods, pickles and preserves, beverages, snacks, desserts and sweets, street foods; IPR issues in traditional foods

UNIT IV COMMERCIAL PRODUCTION OF TRADITIONAL FOODS 9

Commercial production of traditional breads, snacks, ready-to-eat foods and instant mixes, frozen foods – types marketed, turnover; role of SHGs, SMES industries, national and multinational companies; commercial production and packaging of traditional beverages such as tender coconut water, neera, lassi, buttermilk, dahi. Commercial production of intermediate foods – ginger and garlic pastes, tamarind pastes, masalas (spice mixes), idli and dosa batters.

UNIT V HEALTH ASPECTS OF TRADITIONAL FOODS 9

Comparison of traditional foods with typical fast foods / junk foods – cost, food safety, nutrient composition, bioactive components; energy and environmental costs of traditional foods; traditional foods used for specific ailments / illnesses.

TOTAL: 45 PERIODS**COURSE OUTCOMES:****CO1** To understand the historical and traditional perspective of foods and food habits**CO2** To understand the wide diversity and common features of traditional Indian foods and meal patterns.

TEXT BOOKS:

1. Sen, Colleen Taylor "Food Culture in India" Greenwood Press, 2005.
2. Davidar, Ruth N. "Indian Food Science: A Health and Nutrition Guide to Traditional Recipes: East West Books, 2001.

OFD353**INTRODUCTION TO FOOD PROCESSING****L T P C
3 0 0 3****COURSE OBJECTIVE:**

- The course aims to introduce the students to the area of Food Processing. This is necessary for effective understanding of a detailed study of food processing and technology subjects. This course will enable students to appreciate the importance of food processing with respect to the producer, manufacturer and consumer.

UNIT I PROCESSING OF FOOD AND ITS IMPORTANCE 9

Source of food - plant, animal and microbial origin; different foods and groups of foods as raw materials for processing – cereals, pulses, grains, vegetables and fruits, milk and animal foods, sea weeds, algae, oil seeds & fats, sugars, tea, coffee, cocoa, spices and condiments, additives; need and significance of processing these foods.

UNIT II METHODS OF FOOD HANDLING AND STORAGE 9

Nature of harvested crop, plant and animal; storage of raw materials and products using low temperature, refrigerated gas storage of foods, gas packed refrigerated foods, sub atmospheric storage, Gas atmospheric storage of meat, grains, seeds and flour, roots and tubers; freezing of raw and processed foods.

UNIT III LARGE-SCALE FOOD PROCESSING 12

Milling of grains and pulses; edible oil extraction; Pasteurisation of milk and yoghurt; canning and bottling of foods; drying – Traditional and modern methods of drying, Dehydration of fruits, vegetables, milk, animal products etc; preservation by use of acid, sugar and salt; Pickling and curing with microorganisms, use of salt, and microbial fermentation; frying, baking, extrusion cooking, snack foods.

UNIT IV FOOD WASTES IN VARIOUS PROCESSES 6

Waste disposal-solid and liquid waste; rodent and insect control; use of pesticides; ETP; selecting and installing necessary equipment.

UNIT V FOOD HYGIENE 9

Food related hazards – Biological hazards – physical hazards – microbiological considerations in foods. Food adulteration – definition, common food adulterants, contamination with toxic metals, pesticides and insecticides; Safety in food procurement, storage handling and preparation; Relationship of microbes to sanitation, Public health hazards due to contaminated water and food; Personnel hygiene; Training & Education for safe methods of handling and processing food; sterilization and disinfection of manufacturing plant; use of sanitizers, detergents, heat, chemicals, Cleaning of equipment and premises.

TOTAL: 45 PERIODS**COURSE OUTCOMES:**

On completion of the course the students are expected to

CO1 Be aware of the different methods applied to processing foods.

CO2 Be able to understand the significance of food processing and the role of food and beverage industries in the supply of foods.

TEXT BOOKS/REFERENCES:

1. Karnal, Marcus and D.B. Lund "Physical Principles of Food Preservation". Rutledge, 2003.
2. VanGarde, S.J. and Woodburn. M "Food Preservation and Safety Principles and Practice". Surbhi Publications, 2001.
3. Sivasankar, B. "Food Processing & Preservation", Prentice Hall of India, 2002.
4. Khetarpaul, Neelam, "Food Processing and Preservation", Daya Publications, 2005.

OPY352**IPR FOR PHARMA INDUSTRY****L T P C
3 0 0 3****COURSE OBJECTIVES:**

- To provide the basic fundamental knowledge of different forms of Intellectual Property Rights in national and international level.
- To provide the significance of the Intellectual Property Rights about the patents, copyrights, industrial design, plant and geographical indications.
- This paper is to study significance of the amended patent act on pharma industry.

UNIT I INTRODUCTION- INTELLECTUAL PROPERTY RIGHTS 9

Introduction, Types of Intellectual Property Rights -patents, plant varieties protection, geographical indicators, copyright, trademark, trade secrets.

UNIT II PATENTS 9

Patents-Objective, Introduction, Requirement for patenting- Novelty, Inventive step (Non-obviousness) and industrial application (utility), Non-patentable inventions, rights of patent owner, assignment of patent rights, patent specification (provisional and complete), parts of complete specification, claims, procedure for obtaining patents, compulsory license.

UNIT III PLANT VARIETY-TRADITIONAL KNOWLEDGE –GEOGRAPHICAL INDICATIONS 9

Plant variety- Justification, criteria for protection of plant variety and protection in India. Traditional knowledge- Concept of traditional knowledge, protection of traditional knowledge under Intellectual Property frame works in national level and Traditional knowledge digital library (TKDL). Geographical Indications – Justification for protection, National and International position.

UNIT IV ENFORCEMENT AND PRACTICAL ASPECTS OF IPR 9

Introduction – civil remedies – injunction, damage, account of profit – criminal remedies – patent, trademark. Practical aspects – Introduction, benefits of licensing, licensing of basic types of IPR, licensing clauses of IPR. Case studies of patent infringement, compulsory licensing, simple patent license agreements.

UNIT V INTERNATIONAL BACKGROUND OF INTELLECTUAL PROPERTY 9

International Background of Intellectual Property- Paris Convention, Berne convention, World Trade Organization (WTO), World Intellectual Property Organization (WIPO), Trade Related Aspects of Intellectual Property Rights (TRIPS) and Patent Co-operation Treaty (PCT).

TOTAL:45 PERIODS**TEXT BOOKS:**

1. N. Nagpal, M. Arora, M.R.D. Usman, S. Rahar, "Intellectual Property Rights" Edu creation Publishing, New Delhi, 2017.
2. The Patents Act, 1970 (Bare Act with Short Notes) (New Delhi: Universal Law Publishing Company Pvt. Ltd. 2012.
3. B.S. Rao, P.V. Appaji, "Intellectual Property Rights in Pharmaceutical Industry: Theory and Practice", 2015.

REFERENCES:

1. Patents for Chemicals, Pharmaceuticals, & Biotechnology-Fundamentals of Global Law, Practice and Strategy. Philip W. Grubb, Oxford University Press, 2004.
2. Basic Principles of patent law – Basics principles and acquisition of IPR. Ramakrishna T. CIPRA, NLSIU, Bangalore, 2005
3. S. Lakshmana Prabu, TNK. Suriyaprakash, "Intellectual Property Rights", 1st ed., In Tech open access, Croatia, 2017.

COURSE OUTCOMES

The student will be able to

- CO1** Understand and differentiate the categories of intellectual property rights.
- CO2** Describe about patents and procedure for obtaining patents.
- CO3** Distinguish plant variety, traditional knowledge and geographical indications under IPR.
- CO4** Provide the information about the different enforcements and practical aspects involved in protection of IPR.
- CO5** Provide different organizations role and responsibilities in the protection of IPR in the international level.
- CO6** Understand the interrelationships between different Intellectual Property Rights on International Society

CO's- PO's & PSO's MAPPING

	PO1	PO2	PO3	PO4	PO5	PO6	PO7	PO8	PO9	PO10	PO11	PO12
C1	3	3		2					2	2		
C2		3	3				2	2				
C3	3	3					2	2				1
C4					2		3	3		2	2	
C5		3					3			2		1
C6	3	2				2	2					2

OTT351

BASICS OF TEXTILE FINISHING
L T P C
3 0 0 3
COURSE OBJECTIVE:

- To enable the students to understand the basics and different types of finishes required for textile materials and machines used for finishing.

UNIT I RESIN FINISHING**9**

Importance of finishing and its classification. Resin finishing: Mechanism of creasing, Types of Resins .Anti crease, wash and wear, durable press resin finishing. Study about eco friendly method of anti crease finishing.

UNIT II FLAME PROOF & WATERPROOF**9**

Concept of Flame proof & flame retardancy. Flame retardant finishes for cotton, Concept of waterproof and water repellent Finishes, Durable & Semi durable and Temporary finishes, Concept of Antimicrobial finish.

UNIT III SOIL RELEASE AND ANTISTATIC FINISHES**9**

Soil Release Finishing: Mechanism of soil retention & soil release. Anti pilling Finishing: chemical and mechanical methods to produce anti pilling. Concept of UV Protection finishes- Concept of antistatic finishes.

UNIT IV MECHANICAL FINISHES 9
Mechanical finishing of textile materials - calendaring, compacting, Sanforising, Peach finishing. Object of Heat setting. Various methods of heat setting and mechanism of heat setting.

UNIT V STIFFENING AND SOFTENING 9
Concept of stiffening and softening of textile materials. Mechanism in the weight reduction of PET .Concept of Micro encapsulation techniques in finishing process, Nano finish, Plasma Treatment and Bio finishing.

TOTAL: 45 PERIODS

COURSE OUTCOMES:

Upon completion of the course, the students will be able to Understand the

CO1 Basics of Resin Finishing Process.

CO2 Concept of Flame proof & flame retardancy, waterproof and water repellent, Antimicrobial finishes.

CO3 Concept of Soil Release, Anti Pilling, UV Protection and Antistatic finishes.

CO4 Concept of Mechanical finishing.

CO5 Basics of Micro encapsulation techniques, Nano finish, Plasma Treatment.

TEXT BOOKS:

1. V.A.Shennai, "Technology of Finishing", Vol X, Sevak Publications, Mumbai
2. Perkins, W.S., "Textile colouration and finishing", Carolina Academic Press., U.K, ISBN: 0890898855.2004.

REFERENCES:

1. Microencapsulation in finishing, Review of progress of Colouration, SDC, 2001 62
2. Chakraborty, J.N, Fundamentals and Practices in colouration of Textiles, Woodhead Publishing India, 2009, ISBN-13:978-81-908001-4-3
3. W. D. Schindler and P. J. Hauser "Chemical finishing of textiles", Woodhead Publishing Cambridge England,2004.

**OTT352 INDUSTRIAL ENGINEERING FOR GARMENT INDUSTRY L T P C
3 0 0 3**

COURSE OBJECTIVE:

- To enable the students to learn about basics of industrial engineering and different tools of industrial engineering and its application in apparel industry

UNIT I INTRODUCTION 9
Scope of industrial engineering in apparel Industry, role of industrial engineers.

Productivity: Definition - Productivity, Productivity measures .Reduction of work content due to the product and process, Reduction of ineffective time due to the management, due to the worker. Causes for low productivity in apparel industry and measures for improvement.

UNIT II WORK STUDY 9
Definition, Purpose, Basic procedure and techniques of work-study.

Work environment – Lighting, Ventilation, Climatic condition on productivity. Temperature control, humidity control, noise control measures. Safety and ergonomics on work station and work environment

Material Handling – Objectives, Classification and characteristics of material handling equipments, Specialized material handling equipments.

UNIT III METHOD STUDY 9
Definition, Objectives, Procedure, Process charts and symbols. Various charts – Charts indicating process sequence: Outline process chart, flow process chart (man type, material type and equipment type); Charts using time scale – multiple activity chart. Diagrams indicating movement – flow diagram, string diagram, cycle graph, chrono cycle graph, travel chart

MOTION STUDY: Principle of motion economy, Two handed process chart, micro motion analysis – therbligs, SIMO chart.

UNIT IV WORK MEASUREMENT

9

Definition, purpose, procedure, equipments, techniques. Time study - Definition, basics of time study- equipments. Time study forms, Stop watch procedure. Predetermined motion time standards (PMTS). Time Study rating, calculation of standard time, Performance rating – relaxation and other allowances. Calculation of SAM for different garments, GSD.

UNIT V WORK STUDY APPLICATION

9

Application of work study techniques in cutting, stitching and packing in garment industry. Workaids in sewing, Pitch diagram, Line balancing, Capacity planning, scientific method of training.

TOTAL: 45 PERIODS

COURSE OUTCOMES:

Upon the completion of the course the student shall be able to understand

CO1: Fundamental concepts of industrial Engineering and productivity

CO2: Method study

CO3: Motion analysis

CO4: Work measurement and SAM

CO5: Ergonomics and its application to garment industry

TEXTBOOKS:

1. George Kanwaty, "Introduction to Work Study ", ILO, Geneva, 1996, ISBN: 9221071081 |ISBN-13: 9789221071082
2. Enrick N. L., "Time study manual for Textile industry", Wiley Eastern (P) Ltd., 1989, ISBN: 0898740444 | ISBN-13: 9780898740448
3. Khanna O. P., and Sarup A., "Industrial Engineering and Management", Dhanpat Rai Publications, New Delhi, 2010, ISBN: 818992835X / ISBN: 978-8189928353

REFERENCES

1. Norberd Lloyd Enrick., "Industrial Engineering Manual for Textile Industry", Wiley Eastern (P) Ltd., New Delhi, 1988, ISBN: 0882756311 | ISBN-13: 9780882756318
2. Chuter A. J., "Introduction to Clothing Production Management", Wiley-Black well Science, U.S. A., 1995, ISBN: 0632039396 | ISBN-13: 9780632039395
3. GordanaColovic., "Ergonomics in the garment industry", Wood publishing India Pvt. Ltd., India, 2014, ISBN: 0857098225 | ISBN-13: 9780857098221
4. Rajesh Bheda, "Managing Productivity in Apparel Industry "CBS Publishers & Distributors, 2008

CO's- PO's & PSO's MAPPING

Course Outcomes	Statement	Program Outcome														
		PO 1	PO 2	PO 3	PO 4	PO 5	PO' 6	PO' 7	PO 8	PO' 9'	PO 10	PO 11	PO 12	PS O1	PS O2	PS O3
CO1	Fundamental concepts of industrial Engineering and productivity	2	2	3	3	2	1	1	2	2	1	2	2	1	1	-
CO2	Method study	1	2	3	3	2	1	1	2	2	1	2	2	1	1	-
CO3	Motion analysis	1	2	3	3	2	1	1	2	2	1	2	2	1	1	-
CO4	Work measurement and SAM	1	2	3	3	2	1	1	2	2	1	3	2	1	1	-
CO5	Ergonomics and its application to garment industry	1	2	3	3	2	1	2	2	2	1	3	2	1	1	-
Overall CO		1.2	2	3	3	2	1	1.2	2	2	1	2.4	2	1	1	-

1, 2 and 3 are correlation levels with weightings as Slight (Low), Moderate (Medium) and Substantial (High) respectively

OTT353

BASICS OF TEXTILE MANUFACTURE

L T P C
3 0 0 3**COURSE OBJECTIVES:**

- To enable the students to learn about the basics of fibre forming, yarn production, fabric formation, coloration of fabrics and garment manufacturing

UNIT I NATURAL FIBRES**9**

Introduction: Definition of staple fibre, filament; Classification of natural and man-made fibres, essential and desirable properties of fibres. Production and cultivation of Natural Fibres: Cultivation of cotton, production of silk (sericulture), wool and jute – physical and chemical structure of these fibres..

UNIT II REGENERATED AND SYNTHETIC FIBRES**9**

Production sequence of regenerated and modified cellulosic fibres: viscose rayon, Acetate Rayon, high wet modulus and high tenacity fibres; synthetic fibres – chemical structure, fibre forming polymers, production principles.

UNIT III BASICS OF SPINNING**9**

Spinning – principle of yarn formation, sequence of machines for yarn production with short staple fibres and blends, principles of opening and cleaning machines; yarn numbering - calculations

UNIT IV BASICS OF WEAVING**9**

Woven fabric – warp, weft, weaving, path of warp; looms – classification, handloom and its parts, powerloom, automatic looms, shuttleless looms, special type of looms; preparatory machines for weaving process and their objectives; basic weaving mechanism - primary, secondary and auxiliary mechanisms,

UNIT V BASICS OF KNITTING AND NONWOVEN**9**

Knitting – classification, principle, types of fabrics; nonwoven process –classification, principle, types of fabrics.

TOTAL : 45 PERIODS**COURSE OUTCOMES:**

On completion of this course, the students shall have the basic knowledge on

CO1: Classification of fibres and production of natural fibres

CO2: Regenerated and synthetic fibres

CO3: Yarn spinning

CO4: Weaving

CO5: Knitting and nonwoven

TEXTBOOKS

- Mishra S. P. , “A Text Book of Fibre Science and Technology”, New Age Publishers, 2000, ISBN: 8122412505
- Marks R., and Robinson. T.C., “Principles of Weaving”, The Textile Institute, Manchester, 1989, ISBN: 0 900739 258.
- Spencer D.J., “Knitting Technology”, III Ed., Textile Institute, Manchester, 2001, ISBN: 185573 333 1.

REFERENCES:

- Hornberer M., Eberle H., Kilgus R., Ring W. and Hermeling H., “Clothing Technology: From Fibre to Fabric”, Europa LehrmittelVerlag, 2008, ISBN: 3808562250 / ISBN: 978-3808562253.
- Wynne A., “Motivate Series-Textiles”, Maxmillan Publications, London, 1997.
- Carr H. and Latham B., “The Technology of Clothing Manufacture” Backwell Science, U.K., 1994, ISBN: 0632037482 / ISBN:13: 9780632037483.Klein W., “The Rieter Manual of Spinning, Vol.1”, Rieter Machine Works Ltd., Winterthur, 2014, ISBN 10 3-9523173-1-4 / ISBN 13 978-3-9523173-1-0.

- Klein W., "The Rieter Manual of Spinning, Vol.2", Rieter Machine Works Ltd., Winterthur, 2014, ISBN 10 3-9523173-2-2 / ISBN 13 978-3-9523173-2-7.
- Klein W., "The Rieter Manual of Spinning, Vol.1-3", Rieter Machine Works Ltd., Winterthur, 2014, ISBN 10 3-9523173-3-0 / ISBN 13 978-3-9523173-3-4.
- Talukdar. M.K., Sriramulu. P.K., and Ajgaonkar. D.B., "Weaving: Machines, Mechanisms, Management", Mahajan Publishers, Ahmedabad, 1998, ISBN: 81-85401-16-0.
- Morton W. E., and Hearle J. W. S., "Physical Properties of Textile Fibres", The Textile Institute, Washington D.C., 2008, ISBN 978-1-84569-220-95
- Gohl E. P. G., "Textile Science", CBS Publishers and distributors, 1987, ISBN 0582685958

CO's- PO's & PSO's MAPPING

Course Outcomes	Statement	Program Outcome														
		PO 1	PO 2	PO 3	PO 4	PO 5	PO' 6	PO' 7	PO 8	PO' 9	PO 10	PO 11	PO 12	PS O1	PS O2	PS O3
CO1	Classification of fibres and production of natural fibres	-	-	-	-	-	-	-	2	1	-	1	1	-	1	-
CO2	Regenerated and synthetic fibres	-	-	-	-	-	-	-	2	1	-	1	1	-	1	-
CO3	Yarn spinning	-	-	-	-	-	-	-	2	1	-	1	1	-	1	-
CO4	Weaving	-	-	-	-	-	-	-	2	1	-	1	1	-	1	-
CO5	Knitting and nonwoven	-	-	-	-	-	-	-	2	1	-	1	1	-	1	-
Overall CO		-	-	-	-	-	-	-	2	1	-	1	1	-	1	-

1, 2 and 3 are correlation levels with weightings as Slight (Low), Moderate (Medium) and Substantial (High) respectively

OPE351 INTRODUCTION TO PETROLEUM REFINING AND PETROCHEMICALS L T P C
3 0 0 3

COURSE OBJECTIVE:

The course is aimed to

- Gain knowledge about petroleum refining process and production of petrochemical products.

UNIT I ORIGIN, FORMATION AND REFINING OF CRUDE OIL 9

Origin, Formation and Evaluation of Crude Oil. Testing of Petroleum Products. Refining of Petroleum - Atmospheric and Vacuum Distillation.

UNIT II CRACKING 9

Cracking, Thermal Cracking, Vis-breaking, Catalytic Cracking (FCC), Hydro Cracking, Coking and Air Blowing of Bitumen

UNIT III REFORMING AND HYDROTREATING 9

Catalytic Reforming of Petroleum Feed Stocks. Lube oil processing- Solvent Treatment Processes, Dewaxing, Clay Treatment and Hydrofining. Treatment Techniques: Removal of Sulphur Compounds in all Petroleum Fractions to improve performance.

UNIT IV INTRODUCTION TO PETROCHEMICALS 9

Petrochemicals - Cracking of Naphtha and Feed stock gas for the production of Ethylene, Propylene, Isobutylene and Butadiene. Production of Acetylene from Methane, and Extraction of Aromatics.

UNIT V PRODUCTION OF PETROCHEMICALS 9

Production of Petrochemicals like Dimethyl Terephthalate(DMT), Ethylene Glycol, Synthetic glycerine, Linear Alkyl Benzene (LAB), Acrylonitrile, Methyl Methacrylate (MMA), Vinyl Acetate Monomer, Phthalic Anhydride, Maleic Anhydride, Phenol, Acetone, Methanol, Formaldehyde, Acetaldehyde, Pentaerythritol and production of Carbon Black.

TOTAL: 45 PERIODS**COURSE OUTCOMES:**

On the completion of the course students are expected to

CO1: Understand the classification, composition and testing methods of crude petroleum and its products. Learn the mechanism of refining process.

CO2: Understand the insights of primary treatment processes to produce the precursors.

CO3: Study the secondary treatment processes cracking, vis-breaking and coking to produce more petroleum products.

CO4: Appreciate the need of treatment techniques for the removal of sulphur and other impurities from petroleum products.

CO5: Understand the societal impact of petrochemicals and learn their manufacturing processes.

CO6: Learn the importance of optimization of process parameters for the high yield of petroleum products.

TEXT BOOKS

1. Nelson, W. L., "Petroleum Refinery Engineering", 4th Edition., McGraw Hill, New York, 1985.
2. Wiseman. P., "Petrochemicals", UMIST Series in Science and Technology, John Wiley & Sons, 1986.

REFERENCES

1. Bhaskara Rao, B. K., "Modern Petroleum Refining Processes", 2nd Edition, Oxford and IBH Publishing Company, New Delhi, 1990.
2. Bhaskara Rao, B. K. "A Text on Petrochemicals", 1st Edition, Khanna Publishers

CPE334 ENERGY CONSERVATION AND MANAGEMENT**L T P C
3 0 0 3****COURSE OBJECTIVES:**

At the end of the course, the student is expected to

- understand and analyse the energy data of industries
- carryout energy accounting and balancing
- conduct energy audit and suggest methodologies for energy savings and
- utilise the available resources in optimal ways

UNIT I INTRODUCTION 9

Energy - Power – Past & Present scenario of World; National Energy consumption Data – Environmental aspects associated with energy utilization – Energy Auditing: Need, Types, Methodology and Barriers. Role of Energy Managers. Instruments for energy auditing.

UNIT II ELECTRICAL SYSTEMS 9

Components of EB billing – HT and LT supply, Transformers, Cable Sizing, Concept of Capacitors, Power Factor Improvement, Harmonics, Electric Motors - Motor Efficiency Computation, Energy Efficient Motors, Illumination – Lux, Lumens, Types of lighting, Efficacy, LED Lighting and scope of Encon in Illumination.

UNIT III THERMAL SYSTEMS**9**

Stoichiometry, Boilers, Furnaces and Thermic Fluid Heaters – Efficiency computation and encon measures. Steam: Distribution &U sage: Steam Traps, Condensate Recovery, Flash Steam Utilization, Insulators & Refractories

UNIT IV ENERGY CONSERVATION IN MAJOR UTILITIES**9**

Pumps, Fans, Blowers, Compressed Air Systems, Refrigeration and Air Conditioning Systems – Cooling Towers – D.G. sets

UNIT V ECONOMICS**9**

Energy Economics – Discount Rate, Payback Period, Internal Rate of Return, Net Present Value, Life Cycle Costing –ESCO concept

TOTAL: 45 PERIODS**COURSE OUTCOMES:**

Upon completion of this course, the students can able to analyze the energy data of industries.

CO1: Remember the knowledge for Basic combustion and furnace design and selection of thermal and mechanical energy equipment.

CO2: Study the Importance of Stoichiometry relations, Theoretical air required for complete combustion.

CO3: Skills on combustion thermodynamics and kinetics.

CO4: Apply calculation and design tube still heaters.

CO5: Studied different heat treatment furnace.

CO6: Practical and theoretical knowledge burner design.

TEXT BOOKS:

1. Energy Manager Training Manual (4 Volumes) available at [www.energy manager raining.com](http://www.energymanagering.com). a website administered by Bureau of Energy Efficiency (BEE), a statutory body under Ministry of Power, Government of India, 2004.

REFERENCES:

1. Witte. L.C., P.S. Schmidt, D.R. Brown, "Industrial Energy Management and Utilisation" Hemisphere Publ, Washington, 1988.
2. Callaghn, P.W. "Design and Management for Energy Conservation", Pergamon Press, Oxford, 1981.
3. Dryden. I.G.C., "The Efficient Use of Energy" Butterworths, London, 1982
4. Turner. W.C., "Energy Management Hand book", Wiley, New York, 1982.
5. Murphy. W.R. and G. Mc KAY, "Energy Management", Butterworths, London 1987

PROGRESS THROUGH KNOWLEDGE

OPT351**BASICS OF PLASTICS PROCESSING****L T P C****3 0 0 3****COURSE OBJECTIVES**

- Understand the fundamentals of plastics processing, such as the relationships between material structural properties and required processing parameters, and so on
- To gain practical knowledge on the polymer selection and its processing
- Understanding the major plastic material processing techniques (Extrusion, Injection molding, Compression and Transfer molding, Blow molding, Thermoforming and casting)
- To understand suitable additives for plastics compounding
- To Propose troubleshooting mechanisms for defects found in plastics products manufactured by various processing techniques

UNIT I	INTRODUCTION TO PLASTICS PROCESSING	9
Introduction to plastic processing – Principles of plastic processing: processing of plastics vs. metals and ceramics. Factors influencing the efficiency of plastics processing: molecular weight, viscosity and rheology. Difference in approach for thermoplastic and thermoset processing. Additives for plastics compounding and processing: antioxidants, light stabilizers, UV stabilizers, lubricants, impact modifiers, flame retardants, antistatic agents, stabilizers and plasticizers. Compounding: plastic compounding techniques, plasticization, pelletization.		
UNIT II	EXTRUSION	9
Extrusion – Principles of extrusion. Features of extruder: barrel, screw, types of screws, drive mechanism, specifications, heating & cooling systems, types of extruders. Flow mechanism: process variables, die entry effects and exit instabilities. Die swell, Defects: melt fracture, shark skin, bambooing. Factors determining efficiency of an extruder. Extrusion of films: blown and cast films. Tube/pipe extrusion. Extrusion coating: wire & cable. Twin screw extruder and its applications. Applications of extrusion and new developments.		
UNIT III	INJECTION MOLDING	9
Injection molding – Principles and processing outline, machinery, accessories and functions, specifications, process variables, mould cycle. Types of clamping: hydraulic and toggle mechanisms. Start-up and shut down procedures-Cylinder nozzles- Press capacity projected area -Shot weight Basic theoretical concepts and their relationship to processing - Interaction of moulding process aspect effects in quoted variables. Basic mould types. Reciprocating vs. plunger type injection moulding. Thermoplastic vs. thermosetting injection moulding. Injection moulding vs. other plastic processing techniques. State-of-the art injection moulding techniques - Introduction to trouble shooting		
UNIT IV	COMPRESSION AND TRANSFER MOLDING	9
Compression moulding – Basic principles of compression and transfer moulding-Meaning of terms-Bulk factor and flow properties, moulding materials, process variables and process cycle, Inter relation between flow properties-Curing time-Mould temperature and Pressure requirements. Preforms and preheating- Techniques of preheating. Machines used-Types of compression mould-positive, semi-positive and flash. Common moulding faults and their correction- Finishing of mouldings. Transfer moulding: working principle, equipment, Press capacity-Integral moulds and auxiliary ram moulds, moulding cycle, moulding tolerances, pot transfer, plunger transfer and screw transfer moulding techniques, advantages over compression moulding		
UNIT V	BLOW MOLDING, THERMOFORMING AND CASTING	9
Blow moulding: principles and terminologies. Injection blow moulding. Extrusion blow moulding. Design guidelines for optimum product performance and appearance. Thermoforming: principle, vacuum forming, pressure forming mechanical forming. Casting: working principle, types and applications.		
		TOTAL 45 PERIODS
COURSE OUTCOMES		
CO1	Ability to find out the correlation between various processing techniques with product properties.	
CO2	Understand the major plastics processing techniques used in moulding (injection, blow, compression, and transfer), extrusion, thermoforming, and casting.	
CO3	Acquire knowledge on additives for plastic compounding and methods employed for the same	
CO4	Familiarize with the machinery and ancillary equipment associated with various plastic processing techniques.	
CO5	Select an appropriate processing technique for the production of a plastic product	

REFERENCES

1. S. S. Schwartz, S. H. Goodman, *Plastics Materials and Processes*, Van Nostrand Reinhold Company Inc. (1982).
2. F. Hensen (Ed.), *Plastic Extrusion Technology*, Hanser Gardner (1997).
3. W. S. Allen and P. N. Baker, *Hand Book of Plastic Technology, Volume-1, Plastic Processing Operations [Injection, Compression, Transfer, Blow Molding]*, CBS Publishers and Distributors (2004).
4. M. Chanda, S. K. Roy, *Plastic Technology handbook, 4th Edn.*, CRC Press (2007).
5. I. I. Rubin, *Injection Molding Theory & Practice*, Society of Plastic Engineers, Wiley (1973).
6. D.V. Rosato, M. G. Rosato, *Injection Molding Hand Book*, Springer (2012).
7. M. L. Berins (Ed.), *SPI Plastic Engineering Hand Book of Society of Plastic Industry Inc.*, Springer (2012).
8. B. Strong, *Plastics: Material & Processing, A*, Pearson Prentice hall (2005).
9. D.V Rosato, *Blow Molding Hand Book*, Carl HanserVerlag GmbH & Co (2003).

OEC351**SIGNALS AND SYSTEMS****L T P C**
3 0 0 3**COURSE OBJECTIVES:**

- To understand the basic properties of signal & systems
- To know the methods of characterization of LTI systems in time domain
- To analyze continuous time signals and system in the Fourier and Laplace domain
- To analyze discrete time signals and system in the Fourier and Z transform domain

UNIT I CLASSIFICATION OF SIGNALS AND SYSTEMS 9

Standard signals- Step, Ramp, Pulse, Impulse, Real and complex exponentials and Sinusoids_Classification of signals – Continuous time (CT) and Discrete Time (DT) signals, Periodic & Aperiodic signals, Deterministic & Random signals, Energy & Power signals -Classification of systems- CT systems and DT systems- – Linear & Nonlinear, Time-variant& Time-invariant,Causal & Non-causal, Stable & Unstable.

UNIT II ANALYSIS OF CONTINUOUS TIME SIGNALS 9

Fourier series for periodic signals - Fourier Transform – properties- Laplace Transforms and Properties

UNIT III LINEAR TIME INVARIANT CONTINUOUS TIME SYSTEMS 9

Impulse response - convolution integrals- Differential Equation- Fourier and Laplace transforms in Analysis of CT systems - Systems connected in series / parallel.

UNIT IV ANALYSIS OF DISCRETE TIME SIGNALS 9

Baseband signal Sampling–Fourier Transform of discrete time signals (DTFT)– Properties of DTFT - Z Transform & Properties

UNIT V LINEAR TIME INVARIANT-DISCRETE TIME SYSTEMS 9

Impulse response–Difference equations-Convolution sum- Discrete Fourier Transform and Z Transform Analysis of Recursive & Non-Recursive systems-DT systems connected in series and parallel.

TOTAL: 45 PERIODS**COURSE OUTCOMES:****At the end of the course, the student will be able to:**

- CO1:** determine if a given system is linear/causal/stable
CO2: determine the frequency components present in a deterministic signal
CO3: characterize continuous LTI systems in the time domain and frequency domain
CO4: characterize discrete LTI systems in the time domain and frequency domain
CO5: compute the output of an LTI system in the time and frequency domains

TEXT BOOKS:

1. Oppenheim, Willsky and Hamid, "Signals and Systems", 2nd Edition, Pearson Education, New Delhi, 2015.(Units I - V)
2. Simon Haykin, Barry Van Veen, "Signals and Systems", 2nd Edition, Wiley, 2002

REFERENCES :

1. B. P. Lathi, "Principles of Linear Systems and Signals", 2nd Edition, Oxford, 2009.
2. M. J. Roberts, "Signals and Systems Analysis using Transform methods and MATLAB", McGraw- Hill Education, 2018.
3. John Alan Stuller, "An Introduction to Signals and Systems", Thomson, 2007.

CO's- PO's & PSO's MAPPING

CO	PO 1	PO 2	PO 3	PO 4	PO 5	PO 6	PO 7	PO 8	PO 9	PO 10	PO 11	PO 12	PS O1	PS O2	PS O3
1	3	-	3	-	3	2	-	-	-	-		3	-	-	1
2	3	-	3	-	-	2	-	-	-	-		3	-	3	-
3	3	3	-	-	3	2	-	-	-	-		3	2	-	-
4	3	3	-	-	3	2	-	-	-	-		3	-	3	1
5	3	3	-	3	3	2	-	-	-	-		3	-	3	1
Avg	3	3	3	3	3	2	-	-	-	-	-	3	2	3	1

OEC352 FUNDAMENTALS OF ELECTRONIC DEVICES AND CIRCUITS

L T P C
3 0 0 3

COURSE OBJECTIVES:

- To give a comprehensive exposure to all types of devices and circuits constructed with discrete components. This helps to develop a strong basis for building linear and digital integrated circuits
- To analyze the frequency response of small signal amplifiers
- To design and analyze single stage and multistage amplifier circuits
- To study about feedback amplifiers and oscillators principles
- To understand the analysis and design of multi vibrators

UNIT I SEMICONDUCTOR DEVICES**9**

PN junction diode, Zener diode, BJT, MOSFET, UJT –structure, operation and V-I characteristics, Rectifiers – Half Wave and Full Wave Rectifier, Zener as regulator

UNIT II AMPLIFIERS**9**

Load line, operating point, biasing methods for BJT and MOSFET, BJT small signal model – Analysis of CE, CB, CC amplifiers- Gain and frequency response –Analysis of CS and Source follower – Gain and frequency response- High frequency analysis.

UNIT III MULTISTAGE AMPLIFIERS AND DIFFERENTIAL AMPLIFIER**9**

Cascode amplifier, Differential amplifier – Common mode and Difference mode analysis – Tuned amplifiers – Gain and frequency response – Neutralization methods.

UNIT IV FEEDBACK AMPLIFIERS AND OSCILLATORS**9**

Advantages of negative feedback – Analysis of Voltage / Current, Series, Shunt feedback Amplifiers – positive feedback–Condition for oscillations, phase shift – Wien bridge, Hartley, Colpitts and Crystal oscillators.

UNIT V POWER AMPLIFIERS AND DC/DC CONVERTERS**9**

Power amplifiers- class A-Class B-Class AB-Class C-Temperature Effect- Class AB Power amplifier using MOSFET –DC/DC convertors – Buck, Boost, Buck-Boost analysis and design.

TOTAL: 45 PERIODS**COURSE OUTCOMES :**

At the end of the course the students will be able to

CO1: Explain the structure and working operation of basic electronic devices.

CO2: Design and analyze amplifiers.

CO3: Analyze frequency response of BJT and MOSFET amplifiers

CO4: Design and analyze feedback amplifiers and oscillator principles.

CO5: Design and analyze power amplifiers and supply circuits

TEXT BOOKS :

1. David A. Bell, "Electronic Devices and Circuits", Oxford Higher Education press, 5 th Edition, 2010.
2. Robert L. Boylestad and Louis Nasheresky, "Electronic Devices and Circuit Theory", 10th Edition, Pearson Education / PHI, 2008.
3. Adel .S. Sedra, Kenneth C. Smith, "Micro Electronic Circuits", Oxford University Press, 7 th Edition, 2014.

REFERENCES :

1. Donald.A. Neamen, "Electronic Circuit Analysis and Design", Tata McGraw Hill, 3 rd Edition, 2010.
2. D.Schilling and C.Belove, "Electronic Circuits", McGraw Hill, 3 rd Edition, 1989
3. Muhammad H.Rashid, "Power Electronics", Pearson Education / PHI , 2004.

CO's- PO's & PSO's MAPPING

CO	PO 1	PO 2	PO 3	PO 4	PO 5	PO 6	PO 7	PO 8	PO 9	PO 10	PO 11	PO 12	PS O1	PS O2	PS O3
1	3	3	3	3	2	1	-	-	-	-	-	1	2	1	1
2	3	2	2	3	2	2	-	-	-	-	-	1	2	1	1
3	3	3	3	2	1	2	-	-	-	-	-	1	2	1	1
4	3	3	2	3	2	2	-	-	-	-	-	1	2	1	1
5	3	2	3	2	2	1	-	-	-	-	-	1	2	1	1
CO	3	3	3	3	2	2	-	-	-	-	-	1	2	1	1

CBM348**FOUNDATION SKILLS IN INTEGRATED PRODUCT DEVELOPMENT****L T P C****3 0 0 3****COURSE OBJECTIVES:**

- To understand the global trends and development methodologies of various types of products and services
- To conceptualize, prototype and develop product management plan for a new product based on the type of the new product and development methodology integrating the hardware, software, controls, electronics and mechanical systems
- To understand requirement engineering and know how to collect, analyze and arrive at requirements for new product development and convert them in to design specification
- To understand system modeling for system, sub-system and their interfaces and arrive at the optimum system specification and characteristics
- To develop documentation, test specifications and coordinate with various teams to validate and sustain up to the EoL (End of Life) support activities for engineering customer

UNIT I BASICS OF PRODUCT DEVELOPMENT 9

Global Trends Analysis and Product decision - Social Trends - Technical Trends- Economical Trends - Environmental Trends - Political/Policy Trends - Introduction to Product Development Methodologies and Management - Overview of Products and Services - Types of Product Development - Overview of Product Development methodologies - Product Life Cycle – Product Development Planning and Management.

UNIT II REQUIREMENTS AND SYSTEM DESIGN 9

Requirement Engineering - Types of Requirements - Requirement Engineering - traceability Matrix and Analysis - Requirement Management - System Design & Modeling - Introduction to System Modeling - System Optimization - System Specification - Sub-System Design - Interface Design.

UNIT III DESIGN AND TESTING 9

Conceptualization - Industrial Design and User Interface Design - Introduction to Concept generation Techniques – Challenges in Integration of Engineering Disciplines - Concept Screening & Evaluation - Detailed Design - Component Design and Verification – Mechanical, Electronics and Software Subsystems - High Level Design/Low Level Design of S/W Program - Types of Prototypes, S/W Testing- Hardware Schematic, Component design, Layout and Hardware Testing – Prototyping - Introduction to Rapid Prototyping and Rapid Manufacturing - System Integration, Testing, Certification and Documentation

UNIT IV SUSTENANCE ENGINEERING AND END-OF-LIFE (EOL) SUPPORT 9

Introduction to Product verification processes and stages - Introduction to Product Validation processes and stages - Product Testing Standards and Certification - Product Documentation - Sustenance -Maintenance and Repair – Enhancements - Product EoL - Obsolescence Management – Configuration Management - EoL Disposal

UNIT V BUSINESS DYNAMICS – ENGINEERING SERVICES INDUSTRY 9

The Industry - Engineering Services Industry - Product Development in Industry versus Academia – The IPD Essentials - Introduction to Vertical Specific Product Development processes - Manufacturing/Purchase and Assembly of Systems - Integration of Mechanical, Embedded and Software Systems – Product Development Trade-offs - Intellectual Property Rights and Confidentiality – Security and Configuration Management.

TOTAL: 45 PERIODS**COURSE OUTCOMES:**

Upon completion of the course, the students will be able to:

CO1 Define, formulate, and analyze a problem

CO2 Solve specific problems independently or as part of a team

CO3 Gain knowledge of the Innovation & Product Development process in the Business Context

CO4 Work independently as well as in teams

CO5 Manage a project from start to finish

TEXT BOOKS:

1. Book specially prepared by NASSCOM as per the MoU.
2. Karl T Ulrich and Stephen D Eppinger, "Product Design and Development", Tata McGraw Hill, Fifth Edition, 2011.
3. John W Newstorm and Keith Davis, "Organizational Behavior", Tata McGraw Hill, Eleventh Edition, 2005.

REFERENCES:

1. Hiriyyappa B, "Corporate Strategy – Managing the Business", Author House, 2013.
2. Peter F Drucker, "People and Performance", Butterworth – Heinemann [Elsevier], Oxford, 2004.
3. Vinod Kumar Garg and Venkita Krishnan N K, "Enterprise Resource Planning – Concepts", Second Edition, Prentice Hall, 2003.
4. Mark S Sanders and Ernest J McCormick, "Human Factors in Engineering and Design", McGraw Hill Education, Seventh Edition, 2013

CO's- PO's & PSO's MAPPING

CO's	PO's												PSO's		
	1	2	3	4	5	6	7	8	9	10	11	12	1	2	3
1	3	2	3	1						1		1			
2	3	2	3	1						1		1			
3	3	2	3	1	1			1	1	1		1			
4	3	2	3	1	1			1	1	1		1			
5	3	2	3	1	1			1	1	1		1			
AVg.															

CBM333

ASSISTIVE TECHNOLOGY

L T P C

3 0 0 3

COURSE OBJECTIVES:**The student should be made to:**

- To know the hardware requirement various assistive devices
- To understand the prosthetic and orthotic devices
- To know the developments in assistive technology

UNIT I CARDIAC ASSIST DEVICES**9**

Cardiac functions and parameters, principle of External counter pulsation techniques, intra aortic balloon pump, Auxillary ventricle and schematic for temporary bypass of left ventricle, prosthetic heart valves, cardiac pacemaker.

UNIT II HEMODIALYSERS**9**

Physiology of kidney, Artificial kidney, Dialysis action, hemodialyser unit, membrane dialysis, portable dialyser monitoring and functional parameters.

UNIT III HEARING AIDS**9**

Anatomy of ear, Common tests – audiograms, air conduction, bone conduction, masking techniques, SISI, Hearing aids – principles, drawbacks in the conventional unit, DSP based hearing aids.

UNIT IV PROSTHETIC AND ORTHODIC DEVICES**9**

Hand and arm replacement – different types of models, externally powered limb prosthesis, feedback in orthotic system, functional electrical stimulation, sensory assist devices.

UNIT V RECENT TRENDS**9**

Transcutaneous electrical nerve stimulator, bio-feedback, assistive devices in drug delivery

TOTAL :45 PERIODS**COURSE OUTCOMES:****On successful completion of this course, the student will be able to****CO1:** Interpret the various mechanical techniques that will help in assisting the heart functions.**CO2:** Describe the underlying principles of hemodialyzer machine.**CO3:** Indicate the methodologies to assess the hearing loss.**CO4:** Evaluate the types of assistive devices for mobilization.**CO5:** Explain about TENS and biofeedback system.**TEXT BOOKS**

1. Joseph D. Bronzino, The Biomedical Engineering Handbook, Third Edition: Three Volume Set, CRC Press,2006
2. Marion. A. Hersh, Michael A. Johnson, Assistive Technology for visually impaired and blind, Springer Science & Business Media, 1st edition, 12-May-2010
3. Yadin David, Wolf W. von Maltzahn, Michael R. Neuman, Joseph.D, Bronzino, Clinical Engineering, CRC Press, 1st edition,2010.

REFERENCES

1. Kenneth J. Turner Advances in Home Care Technologies: Results of the match Project, Springer, 1st edition, 2011.
2. Gerr M. Craddock Assistive Technology-Shaping the future, IOS Press, 1st edition, 2003.
3. 3D Printing in Orthopaedic Surgery, Matthew Dipaola , Elsevier 2019 ISBN 978 -0-323-662116
4. Cardiac Assist Devices, Daniel Goldstein (Editor), Mehmet Oz (Editor), Wiley-Blackwell April 2000 ISBN: 978-0-879-93449-1

CO's- PO's & PSO's MAPPING

CO's	PO's												PSO's			
	1	2	3	4	5	6	7	8	9	10	11	12	1	2	3	
1	3	1	1	1	1											
2	3	1	1	1	1											
3	3	1	1	1	1											
4	3	1	1	1	1											
5	3	1	1	1	1											
AVg.																

OMA352

OPERATIONS RESEARCH

L T P C
3 0 0 3

COURSE OBJECTIVES:

This course will help the students to

- determine the optimum solution for Linear programming problems.
- study the Transportation and assignment models and various techniques to solve them.
- acquire the knowledge of optimality, formulation and computation of integer programming problems.
- acquire the knowledge of optimality, formulation and computation of dynamic programming problems.
- determine the optimum solution for non-linear programming problems.

UNIT I LINEAR PROGRAMMING

9

Formulation of linear programming models – Graphical solution – Simplex method - Big M Method – Two phase simplex method - Duality - Dual simplex method.

UNIT II TRANSPORTATION AND ASSIGNMENT PROBLEMS

9

Matrix form of Transportation problems – Loops in T.P – Initial basic feasible solution – Transportation algorithm – Assignment problem – Unbalanced assignment problems .

UNIT III INTEGER PROGRAMMING

9

Introduction – All and mixed I.P.P – Gomory's method – Cutting plane algorithm – Branch and bound algorithm – Zero – one programming.

UNIT IV DYNAMIC PROGRAMMING PROBLEMS

9

Recursive nature of computation – Forward and backward recursion – Resource Allocation model – Cargo – loading model – Work – force size model - Investment model – Solution of L.P.P by dynamic programming .

UNIT V NON - LINEAR PROGRAMMING PROBLEMS

9

Lagrange multipliers – Equality constraints – Inequality constraints – Kuhn – Tucker Conditions – Quadratic programming.

TOTAL:45 PERIODS

COURSE OUTCOMES :

At the end of the course, students will be able to

- CO1** Could develop a fundamental understanding of linear programming models, able to develop a linear programming model from problem description, apply the simplex method for solving linear programming problems.
- CO2** analyze the concept of developing, formulating, modeling and solving transportation and assignment problems.
- CO3** solve the integer programming problems using various methods.
- CO4** conceptualize the principle of optimality and sub-optimization, formulation and computational procedure of dynamic programming.
- CO5** determine the optimum solution for non linear programming problems.

TEXT BOOKS:

1. Kanti Swarup, P.K.Gupta and Man Mohan, " Operations Research ", Sultan Chand & Sons, New Delhi, Fifth Edition , 1990.
2. Taha. H.A, " Operations Research – An Introduction , Pearson Education, Ninth Edition , New Delhi, 2012.

REFERENCES :

1. J.K.Sharma , " Operations Research - Theory and Applications " Mac Millan India Ltd , Second Edition , New Delhi , 2003.
2. Richard Bronson & Govindasami Naadimuthu , " Operations Research " (Schaum’s Outlines – TMH Edition) Tata McGraw Hill, Second Edition, New Delhi, 2004.
3. Pradeep Prabhakar Pai , " Operations Research and Practice", Oxford University Press, New Delhi , 2012.
4. J.P.Singh and N.P.Singh , " Operations Research , Ane Books Pvt.Ltd, New Delhi , 2014.
5. F.S.Hillier and G.J. Lieberman, " Introduction to Operations Research " , Tata McGraw Hill, Eighth Edition , New Delhi, 2005.

CO’s- PO’s & PSO’s MAPPING

	PO 01	PO 02	PO 03	PO 04	PO 05	PO 06	PO 07	PO 08	PO 09	PO 10	PO 11	PO 12	PS O1	PS O2	PS O3
CO1	3	3	0	0	0	0	0	0	2	0	0	2	-	-	-
CO2	3	3	3	2	0	0	0	0	2	0	0	2	-	-	-
CO3	3	3	0	0	0	0	0	0	2	0	0	2	-	-	-
CO4	3	3	0	0	0	0	0	0	2	0	0	2	-	-	-
CO5	3	3	2	2	0	0	0	0	2	0	0	2	-	-	-
Avg	3	3	1	0.8	0	0	0	0	2	0	0	2	-	-	-

OMA353

ALGEBRA AND NUMBER THEORY

**L T P C
3 0 0 3**

COURSE OBJECTIVES :

- To introduce the basic notions of groups, rings, fields which will then be used to solve related problems.
- To examine the key questions in the Theory of Numbers.
- To give an integrated approach to number theory and abstract algebra, and provide a firm basis for further reading and study in the subject.

UNIT I GROUPS AND RINGS

9

Groups: Definition - Properties - Homomorphism - Isomorphism - Cyclic groups - Cosets - Lagrange's theorem.

Rings: Definition - Sub rings - Integral domain - Field - Integer modulo n - Ring homomorphism.

UNIT II FINITE FIELDS AND POLYNOMIALS 9

Rings - Polynomial rings - Irreducible polynomials over finite fields - Factorization of polynomials over finite fields.

UNIT III DIVISIBILITY THEORY AND CANONICAL DECOMPOSITIONS 9

Division algorithm- Base-b representations – Number patterns – Prime and composite numbers – GCD – Euclidean algorithm – Fundamental theorem of arithmetic – LCM.

UNIT IV DIOPHANTINE EQUATIONS AND CONGRUENCES 9

Linear Diophantine equations – Congruence’s – Linear Congruence’s - Applications : Divisibility tests - Modular exponentiation - Chinese remainder theorem – 2x2 linear systems.

UNIT V CLASSICAL THEOREMS AND MULTIPLICATIVE FUNCTIONS 9

Wilson’s theorem – Fermat’s Little theorem – Euler’s theorem – Euler’s Phi functions – Tau and Sigma functions.

TOTAL: 45 PERIODS

COURSE OUTCOMES:

CO1 Explain the fundamental concepts of advanced algebra and their role in modern mathematics and applied contexts.

CO2 Demonstrate accurate and efficient use of advanced algebraic techniques.

CO3 The students should be able to demonstrate their mastery by solving non-trivial problems related to the concepts, and by proving simple theorems about the, statements proven by the text

TEXT BOOKS :

1. Grimaldi, R.P and Ramana, B.V., "Discrete and Combinatorial Mathematics", Pearson Education, 5th Edition, New Delhi, 2007.
2. Thomas Koshy, "Elementary Number Theory with Applications", Elsevier Publications , New Delhi , 2002.

REFERENCES:

1. San Ling and Chaoping Xing, "Coding Theory – A first Course", Cambridge Publications, Cambridge, 2004.
2. Niven.I, Zuckerman.H.S., and Montgomery, H.L., "An Introduction to Theory of Numbers" , John Wiley and Sons , Singapore, 2004.
3. Lidl.R., and Pitz. G, "Applied Abstract Algebra", Springer Verlag, New Delhi, 2nd Edition ,2006.

CO's- PO's & PSO's MAPPING

	PO 01	PO 02	PO 03	PO 04	PO 05	PO 06	PO 07	PO 08	PO 09	PO 10	PO 11	PO 12	PS 01	PS 02	PS 03
CO1	3	1	2	-	-	-	2	1	-	1	2	2	-	-	-
CO2	3	3	1	1	3	1	2	1	1	1	2	2	-	-	-
CO3	3	3	2	1	3	1	3	1	1	1	2	3	-	-	-
CO4	3	3	2	2	3	2	2	1	1	1	2	3	-	-	-
CO5	2	2	1	-	3	1	2	1	1	1	3	3	-	-	-
Avg	2.8	2.4	1.6	0.8	2.4	1	2.2	1	0.8	1	2.2	2.6	-	-	-

OMA354

LINEAR ALGEBRA

**L T P C
3 0 0 3**

COURSE OBJECTIVES:

- To test the consistency and solve system of linear equations.
- To find the basis and dimension of vector space.
- To obtain the matrix of linear transformation and its eigenvalues and eigenvectors.
- To find orthonormal basis of inner product space and find least square approximation.
- To find eigenvalues of a matrix using numerical techniques and perform matrix decomposition.

UNIT I	MATRICES AND SYSTEM OF LINEAR EQUATIONS	9
Matrices - Row echelon form - Rank - System of linear equations - Consistency - Gauss elimination method - Gauss Jordan method.		
UNIT II	VECTOR SPACES	9
Vector spaces over Real and Complex fields - Subspace – Linear space - Linear independence and dependence - Basis and dimension.		
UNIT III	LINEAR TRANSFORMATION	9
Linear transformation - Rank space and null space - Rank and nullity - Dimension theorem– Matrix representation of linear transformation - Eigenvalues and eigenvectors of linear transformation – Diagonalization.		
UNIT IV	INNER PRODUCT SPACES	9
Inner product and norms - Properties - Orthogonal, Orthonormal vectors - Gram Schmidt orthonormalization process - Least square approximation.		
UNIT V	EIGEN VALUE PROBLEMS AND MATRIX DECOMPOSITION	9
Eigen value Problems : Power method, Jacobi rotation method - Singular value decomposition – QR decomposition.		
		TOTAL : 45 PERIODS

COURSE OUTCOMES:

After the completion of the course the student will be able to

- CO1** Test the consistency and solve system of linear equations.
- CO2** Find the basis and dimension of vector space.
- CO3** Obtain the matrix of linear transformation and its eigenvalues and eigenvectors.
- CO4** Find orthonormal basis of inner product space and find least square approximation.
- CO5** Find eigenvalues of a matrix using numerical techniques and perform matrix decomposition.

TEXT BOOKS

- Faires J.D. and Burden R., Numerical Methods, Brooks/Cole (Thomson Publications), New Delhi, 2002.
- Friedberg A.H, Insel A.J. and Spence L, Linear Algebra, Pearson Education, 5th Edition, 2019.

REFERENCES

- Bernard Kolman, David R. Hill, Introductory Linear Algebra, Pearson Educations, New Delhi, 8th Edition, 2009.
- Gerald C.F. and Wheatley P.O, Applied Numerical Analysis, Pearson Educations, New Delhi, 7th Edition, 2007.
- Kumaresan S, Linear Algebra - A geometric approach, Prentice Hall of India, New Delhi, Reprint, 2010.
- Richard Branson, Matrix Operations, Schaum's outline series, 1989.
- Strang G, Linear Algebra and its applications, Thomson (Brooks / Cole) New Delhi, 4th Edition, 2005.
- Sundarapandian V, Numerical Linear Algebra, Prentice Hall of India, New Delhi, 2014.

CO's- PO's & PSO's MAPPING

	PO 01	PO 02	PO 03	PO 04	PO 05	PO 06	PO 07	PO 08	PO 09	PO 10	PO 11	PO 12	PS O1	PS O2	PS O3
CO1	3	3	3	3	2	2	2	1	1	1	1	3	-	-	-
CO2	3	3	3	3	3	2	2	1	1	1	1	3	-	-	-
CO3	3	3	3	3	3	2	2	1	1	1	1	3	-	-	-
CO4	3	3	3	3	3	2	2	1	1	1	1	3	-	-	-
CO5	3	3	3	3	3	2	2	1	1	1	1	3	-	-	-
Avg	3	3	3	3	2.8	2	2	1	1	1	1	3	-	-	-

OBT352

BASICS OF MICROBIAL TECHNOLOGY**L T P C**
3 0 0 3**COURSE OBJECTIVE:**

- Enable the Non-biological student's to understand about the basics of life science and their pro and cons for living organisms.

UNIT I BASICS OF MICROBES AND ITS TYPES**9**

Introduction to microbes, existence of microbes, inventions of great scientist and history, types of microorganisms – Bacteria, Virus, Fungi.

UNIT II MICROBIAL TECHNIQUES**9**

Sterilization – types – physical and chemical sterilization, Decontamination, Preservation methods, fermentation, Cultivation and growth of microbes, Diagnostic methods.

UNIT III PATHOGENIC MICROBES**9**

Infectious Disease – Awareness, Causative agent, Prevention and control - Cholera, Dengu, Malaria, Diarrhea, Tuberculosis, Typhoid, Covid, HIV.

UNIT IV BENEFICIAL MICROBES**9**

Applications of microbes – Clinical microbiology, agricultural microbiology, Food Microbiology, Environmental Microbiology, Animal Microbiology, Marine Microbiology.

UNIT V PRODUCTS FROM MICROBES**9**

Fermented products – Fermented Beverages, Curd, Cheese, Mushroom, Agricultural products – Biopesticide, Biofertilizers, Vermi compost, Pharmaceutical products - Antibiotics, Vaccines

TOTAL: 45 PERIODS**COURSE OUTCOME:**

At the end of the course the students will be able to

CO1 Microbes and their types**CO2** Cultivation of microbes**CO3** Pathogens and control measures for safety**CO4** Microbes in different industry for economy.**TEXT BOOKS**

1. Talaron K, Talaron A, Casita, Pelczar and Reid. Foundations in Microbiology, W.C. Brown Publishers, 1993.
2. Pelczar MJ, Chan ECS and Krein NR, Microbiology, Tata McGraw Hill Edition, New Delhi, India.
3. Prescott L.M., Harley J.P., Klein DA, Microbiology, 3rd Edition, Wm. C. Brown Publishers, 1996.

PROGRESS THROUGH KNOWLEDGE

OBT353

BASICS OF BIOMOLECULES**L T P C**
3 0 0 3**COURSE OBJECTIVES:**

- The objective is to offer basic concepts of biochemistry to students with diverse background in life sciences including but not limited to the structure and function of various biomolecules and their metabolism.

UNIT I CARBOHYDRATES**9**

Introduction to carbohydrate, classification, properties of monosaccharide, structural aspects of monosaccharides. Introduction to disaccharide (lactose, maltose, sucrose) and polysaccharide (Heparin, starch, and glycogen) biological function of carbohydrate.

UNIT II LIPID AND FATTY ACIDS**9**

Introduction to lipid, occurrence, properties, classification of lipid. Importance of phospholipids, sphingolipid and glycerolipid. Biological function of lipid. Fatty acid, Introduction, Nomenclature and classification of fatty acid Essential and non essential fatty acids.

UNIT III AMINO ACIDS AND PROTEIN. 9
Introduction to amino acid, structure, classification of protein based on polarity. Introduction to protein, classification of protein based on solubility, shape, composition and Function. Peptide bond– Structure of peptide bond. Denaturation – renaturation of protein, properties of protein. Introduction to lipoprotein, glycoprotein and nucleoprotein. Biological function of protein.

UNIT IV NUCLEIC ACIDS 9
Introduction to nucleic acid, Difference between nucleotide and nucleoside, composition of DNA & RNA; RNA Structure of Nitrogen bases in DNA and RNA along with the nomenclature. DNA double helix (Watson and crick) model, types of DNA, RNA.

UNIT V VITAMINS AND HORMONES 9
Different types of vitamins, their diverse biochemical functions and deficiency related diseases. Overview of hormones. Hormone mediated signaling. Mechanism of action of steroid hormones, epinephrine, glucagons and insulin. Role of vitamins and hormones in metabolism; Hormonal disorders; Therapeutic uses of vitamins and hormones.

TOTAL: 45 PERIODS

COURSE OUTCOMES:

CO1 Students will learn about various kinds of biomolecules and their physiological role.

CO2 Students will gain knowledge about various metabolic disorders and will help them to know the importance of various biomolecules in terms of disease correlation.

TEXT BOOKS

1. Lehninger Principles of Biochemistry 6th Edition by David L. Nelson, Michael M. Cox W.H. Freeman and Company 2017
2. Satyanarayana, U. and U. Chakerapani, "Biochemistry" 3rd Rev. Edition, Books & Allied (P) Ltd., 2006.
3. Rastogi, S.C. "Biochemistry" 2nd Edition, Tata McGraw-Hill, 2003.
3. Conn, E.E., et al., "Outlines of Biochemistry" 5th Edition, John Wiley & Sons, 1987.
4. Outlines of Biochemistry, 5th Edition: By E E Conn, P K Stumpf, G Bruening and R Y Doi. pp 693. John Wiley and Sons, New York. 1987.

REFERENCES

1. Berg, Jeremy M. et al. "Biochemistry", 6th Edition, W.H. Freeman & Co., 2006.
2. Murray, R.K., et al. "Harper's Illustrated Biochemistry", 31st Edition, McGraw-Hill, 2018.
3. Voet, D. and Voet, J.G., "Biochemistry", 4th Edition, John Wiley & Sons Inc., 2010.

OBT354 FUNDAMENTALS OF CELL AND MOLECULAR BIOLOGY

**LT P C
3 0 0 3**

COURSE OBJECTIVES:

- To provide knowledge on the fundamentals of cell biology.
- To understand the signalling mechanisms.
- Understand basic principles of molecular biology at intracellular level to regulate growth, division and development.

UNIT I INTRODUCTION TO CELL 9
Cell, cell wall and Extracellular Matrix (ECM), composition, cellular dimensions, Evolution, Organisation, differentiation of prokaryotic and Eukaryotic cells, Virus, bacteria, cyanobacteria, mycoplasma and prions.

UNIT II CELL ORGANELLES 9
Molecular organisation, biogenesis and function Mitochondria, endoplasmic reticulum, golgi apparatus, plastids, chloroplast, leucoplast, centrosome, lysosome, ribosome, peroxisome, Nucleus and nucleolus. Endo membrane system, concept of compartmentalisation.

UNIT III BIO-MEMBRANE TRANSPORT 9

Physiochemical properties of cell membranes. Molecular constitute of membranes, asymmetrical organisation of lipids and proteins. Solute transport across membrane's-fick's law, simple diffusion, passive-facilitated diffusion, active transport- primary and secondary, group translocation, transport ATPases, membrane transport in bacteria and animals. Transportmechanism- mobile carriers and pores mechanisms. Transport by vesicle formation, endocytosis, exocytosis, cell respiration.

UNIT IV CELL CYCLE 9

Cell cycle- Cell division by mitosis and meiosis, Comparision of meiosis and mitosis, regulation of cell cycle, cell lysis, Cytokinesis, Cell signaling, Cell communication, Cell adhesion and Cell junction, cell cycle checkpoints.

UNIT V CENTRAL DOGMA 9

Overview of Central dogma DNA replication: Meselson & Stahl experiment, bi-directional DNA replication, Okazaki fragments. Structure and function of mRNA, rRNA and tRNA. RNA synthesis: Initiation, elongation and termination of RNA synthesis Introduction to Genetic code- Steps in translation: Initiation, Elongation and termination of protein synthesis.

TOTAL: 45 PERIODS**COURSE OUTCOMES:**

- CO1** Understanding of cell at structural and functional level.
CO2 Understand the central dogma of life and its significance.
CO3 Comprehend the basic mechanisms of cell division.

TEXTBOOKS:

- Cooper, G.M. and R.E. Hansman "The Cell: A Molecular Approach", 8th Edition, Oxford University Press, 2018
- Friefelder, David. "Molecular Biology." Narosa Publications, 1999
- Weaver, Robert F. "Molecular Biology" IInd Edition, Tata McGraw-Hill, 2003.

REFERENCES:

- Lodish H, Berk A, MatsudairaP, Kaiser CA, Krieger M, Schot MP, Zipursky L, Darnell J. Molecular Cell Biology, 6th Edition, 2007.
- Becker, W.M. etal., "The World of the Cell", 9th Edition, Pearson Education, 2003.
- Campbell, N.A., J.B. Reece and E.J. Simon "Essential Biology", VIIrd Edition, Pearson International, 2007.
- Alberts, Bruce etal., "Essential Cell Biology", 4th Edition, W.W. Norton, 2013.

PROGRESS THROUGH KNOWLEDGE

OPEN ELECTIVE IV**OHS352****PROJECT REPORT WRITING****L T P C
3 0 0 3****COURSE OBJECTIVE**

The Course will enable Learners to,

- Understand the essentials of project writing.
- Perceive the difference between general writing and technical writing
- Assimilate the fundamental features of report writing.
- Understand the essential differences that exist between general and technical writing.
- Learn the structure of a technical and project report.

UNIT I 9

Writing Skills – Essential Grammar and Vocabulary – Passive Voice, Reported Speech, Concord, Signpost words, Cohesive Devices – Paragraph writing - Technical Writing vs. General Writing.

UNIT II **9**
 Project Report – Definition, Structure, Types of Reports, Purpose – Intended Audience – Plagiarism – Report Writing in STEM fields – Experiment – Statistical Analysis.

UNIT III **9**
 Structure of the Project Report: (Part 1) Framing a Title – Content – Acknowledgement – Funding Details -Abstract – Introduction – Aim of the Study – Background - Writing the research question - Need of the Study/Project Significance, Relevance – Determining the feasibility – Theoretical Framework.

UNIT IV **9**
 Structure of the Project Report: (Part 2) – Literature Review, Research Design, Methods of Data Collection - Tools and Procedures - Data Analysis - Interpretation - Findings –Limitations - Recommendations – Conclusion – Bibliography.

UNIT V **9**
 Proof reading a report – Avoiding Typographical Errors – Bibliography in required Format – Font – Spacing – Checking Tables and Illustrations – Presenting a Report Orally – Techniques.

TOTAL:45 PERIODS

COURSE OUTCOMES

By the end of the course, learners will be able to

- CO1** Write effective project reports.
- CO2** Use statistical tools with confidence.
- CO3** Explain the purpose and intension of the proposed project coherently and with clarity.
- CO4** Create writing texts to suit achieve the intended purpose.
- CO5** Master the art of writing winning proposals and projects.

REFERENCES

1. Gerson and Gerson - Technical Communication: Process and Product, 7th Edition, Prentice Hall(2012)
2. Virendra K. Pamecha - Guide to Project Reports, Project Appraisals and Project Finance (2012)
3. Daniel Riordan - Technical Report Writing Today (1998)
 Darla-Jean Weatherford - Technical Writing for Engineering Professionals (2016) Penwell Publishers.

CO's- PO's & PSO's MAPPING

CO	PO												PSO		
	1	2	3	4	5	6	7	8	9	10	11	12	1	2	3
1	2	1	1	1	1	3	2	2	3	3	3	3	-	-	-
2	2	2	2	1	1	1	2	1	2	3	2	3	-	-	-
3	2	2	3	3	2	3	2	2	2	3	2	3	-	-	-
4	3	3	3	3	3	3	3	3	3	3	3	3	-	-	-
5	3	3	3	3	3	3	3	3	3	3	3	3	-	-	-
AVg.	2.4	2.2	2.4	2.2	2	2.6	2.4	2.2	2.6	3	2.6	3	-	-	-

- 1-low, 2-medium, 3-high, '-'- no correlation
- **Note:** The average value of this course to be used for program articulation matrix.

OMA355

ADVANCED NUMERICAL METHODS

L T P C
3 0 0 3

COURSE OBJECTIVE:

- To impart knowledge on numerical methods that will come in handy to solve numerically the problems that arise in engineering and technology. This will also serve as a precursor for future research.

UNIT I ALGEBRAIC EQUATIONS AND EIGENVALUE PROBLEM 9

System of nonlinear equations : Fixed point iteration method - Newton's method; System of linear equations: Thomas algorithm for tri diagonal system - SOR iteration methods ; Eigen value problems: Given's method - Householder's method.

UNIT II INTERPOLATION 9

Central difference: Stirling and Bessel's interpolation formulae ; Piecewise spline interpolation: Piecewise linear, piecewise quadratic and cubic spline ; Least square approximation for continuous data (upto 3rd degree).

UNIT III NUMERICAL METHODS FOR ORDINARY DIFFERENTIAL EQUATIONS 9

Explicit Adams - Bashforth Techniques - Implicit Adams - Moulton Techniques, Predictor -Corrector Techniques - Finite difference methods for solving two - point linear boundary value problems - Orthogonal Collocation method.

UNIT IV FINITE DIFFERENCE METHODS FOR ELLIPTIC EQUATIONS 9

Laplace and Poisson's equations in a rectangular region : Five point finite difference schemes - Leibmann's iterative methods - Dirichlet's and Neumann conditions – Laplace equation in polar coordinates : Finite difference schemes .

UNIT V FINITE DIFFERENCE METHOD FOR TIME DEPENDENT PARTIAL DIFFERENTIAL EQUATIONS 9

Parabolic equations : Explicit and implicit finite difference methods – Weighted average approximation - Dirichlet's and Neumann conditions – First order hyperbolic equations - Method of characteristics - Different explicit and implicit methods; Wave equation : Explicit scheme – Stability of above schemes.

TOTAL : 45 PERIODS

COURSE OUTCOMES:

Upon completion of this course, the students will be able to:

CO1: demonstrate the understandings of common numerical methods for nonlinear equations, system of linear equations and eigenvalue problems;

CO2: understand the interpolation theory;

CO3: understand the concepts of numerical methods for ordinary differential equations;

CO4: demonstrate the understandings of common numerical methods for elliptic equations;

CO5: understand the concepts of numerical methods for time dependent partial differential equations

TEXT BOOKS :

1. Grewal, B.S., "Numerical Methods in Engineering & Science ", Khanna Publications, Delhi, 2013.
2. Gupta, S.K., "Numerical Methods for Engineers", (Third Edition), New Age Publishers, 2015.
3. Jain, M.K., Iyengar, S.R.K. and Jain, R.K., "Computational Methods for Partial Differential Equations", New Age Publishers, 1994.

REFERENCES:

1. Saumyen Guha and Rajesh Srivastava, "Numerical methods for Engineering and Science", Oxford Higher Education, New Delhi, 2010.
2. Burden, R.L., and Faires, J.D., "Numerical Analysis – Theory and Applications", 9 th Edition, Cengage Learning, New Delhi, 2016.
3. Gupta S.K., "Numerical Methods for Engineers", 4th Edition, New Age Publishers, 2019.
4. Sastry, S.S., "Introductory Methods of Numerical Analysis", 5th Edition, PHI Learning, 2015.
5. Morton, K.W. and Mayers D.F., "Numerical solution of Partial Differential equations", Cambridge University press, Cambridge, 2002.

CO's- PO's & PSO's MAPPING

	PO 01	PO 02	PO 03	PO 04	PO 05	PO 06	PO 07	PO 08	PO 09	PO 10	PO 11	PO 12	PS O1	PS O2	PS O3
CO1	3	3	3	3	2	2	2	1	1	1	1	3	-	-	-
CO2	3	3	3	3	3	2	2	1	1	1	1	3	-	-	-
CO3	3	3	3	3	3	2	2	1	1	1	1	3	-	-	-
CO4	3	3	3	3	3	2	2	1	1	1	1	3	-	-	-
CO5	3	3	3	3	3	2	2	1	1	1	1	3	-	-	-
Avg	3	3	3	3	3	2	2	1	1	1	1	3	-	-	-

OMA356**RANDOM PROCESSES****L T P C**
3 0 0 3**COURSE OBJECTIVES:**

- To introduce the basic concepts of probability, one and two dimensional random variables with applications to engineering which can describe real life phenomenon.
- To understand the basic concepts of random processes which are widely used in communication networks.
- To acquaint with specialized random processes which are apt for modelling the real time scenario.
- To understand the concept of correlation and spectral densities.
- To understand the significance of linear systems with random inputs.

UNIT I RANDOM VARIABLES**9**

Discrete and continuous random variables – Moments – Moment generating functions – Joint Distribution- Covariance and Correlation – Transformation of a random variable.

UNIT II RANDOM PROCESSES**9**

Classification – Characterization – Cross correlation and Cross covariance functions - Stationary Random Processes – Markov process - Markov chain.

UNIT III SPECIAL RANDOM PROCESSES**9**

Bernoulli Process – Gaussian Process - Poisson process – Random telegraph process.

UNIT IV CORRELATION AND SPECTRAL DENSITIES**9**

Auto correlation functions – Cross correlation functions – Properties – Power spectral density – Cross spectral density – Properties.

UNIT V LINEAR SYSTEMS WITH RANDOM INPUTS**9**

Linear time invariant system – System transfer function – Linear systems with random inputs – Auto correlation and cross correlation functions of input and output.

TOTAL: 45 PERIODS**COURSE OUTCOMES**

Upon successful completion of the course, students should be able to:

- CO1** Understand the basic concepts of one and two dimensional random variables and apply in engineering applications.
- CO2** Apply the concept random processes in engineering disciplines.
- CO3** Understand and apply the concept of correlation and spectral densities.

CO4 Get an exposure of various distribution functions and help in acquiring skills in handling situations involving more than one variable.

CO5 Analyze the response of random inputs to linear time invariant systems.

TEXT BOOKS

1. Ibe, O.C., "Fundamentals of Applied Probability and Random Processes ", 1st Indian Reprint, Elsevier, 2007.
2. Peebles, P.Z., "Probability, Random Variables and Random Signal Principles ", Tata McGraw Hill, 4th Edition, New Delhi, 2002.

REFERENCES

1. Cooper. G.R., McGillem. C.D., "Probabilistic Methods of Signal and System Analysis", Oxford University Press, New Delhi, 3rd Indian Edition, 2012.
2. Hwei Hsu, "Schaum's Outline of Theory and Problems of Probability, Random Variables and Random Processes ", Tata McGraw Hill Edition, New Delhi, 2004.
3. Miller. S.L. and Childers. D.G., "Probability and Random Processes with Applications to Signal Processing and Communications ", Academic Press, 2004.
4. Stark. H. and Woods. J.W., "Probability and Random Processes with Applications to Signal Processing ", Pearson Education, Asia, 3rd Edition, 2002.
5. Yates. R.D. and Goodman. D.J., "Probability and Stochastic Processes", Wiley India Pvt. Ltd., Bangalore, 2nd Edition, 2012.

CO's- PO's & PSO's MAPPING

	PO 01	PO 02	PO 03	PO 04	PO 05	PO 06	PO 07	PO 08	PO 09	PO 10	PO 11	PO 12	PS 01	PS 02	PS 03
CO1	3	3	0	0	0	0	0	0	3	0	0	2	-	-	-
CO2	3	3	0	0	0	0	0	0	3	0	0	2	-	-	-
CO3	3	3	0	0	0	0	0	0	3	0	0	2	-	-	-
CO4	3	3	0	0	0	0	0	0	3	0	0	2	-	-	-
CO5	3	3	0	0	0	0	0	0	3	0	0	2	-	-	-
Avg	3	3	0	0	0	0	0	0	3	0	0	2	-	-	-

OMA357

QUEUEING AND RELIABILITY MODELLING

L T P C
3 0 0 3

COURSE OBJECTIVES:

- To provide necessary basic concepts in probability and random processes for applications such as random signals, linear systems in communication engineering.
- To understand the concept of queueing models and apply in engineering.
- To provide the required mathematical support in real life problems and develop probabilistic models which can be used in several areas of science and engineering.
- To study the system reliability and hazard function for series and parallel systems.
- To implement Markovian Techniques for availability and maintainability which opens up new avenues for research.

UNIT I RANDOM PROCESSES

9

Classification – Stationary process – Markov process - Poisson process – Discrete parameter Markov chain – Chapman Kolmogorov equations – Limiting distributions.

UNIT II MARKOVIAN QUEUEING MODELS

9

Markovian queues – Birth and death processes – Single and multiple server queueing models – Little's formula - Queues with finite waiting rooms.

- To know the basic concept and function of Production and Operation Management for entrepreneurship.
- To understand the Production process and planning.
- To understand the Production and Operations Management Control for business owners.

UNIT I INTRODUCTION TO PRODUCTION AND OPERATIONS MANGEMENT 9

Functions of Production Management - Relationship between production and other functions – Production management and operations management, Characteristics of modern production and operation management, organisation of production function, recent trends in production /operations management - production as an organisational function, decision making in production Operations research

UNIT II PRODUCTION & OPERATION SYSTEMS 9

Production Systems- principles – Models - CAD and CAM- Automation in Production - Functions and significance- Capacity and Facility Planning: Importance of capacity planning- Capacity measurement – Capacity Requirement Planning (CRP) process for manufacturing and service industry

UNIT III PRODUCTION & OPERATIONS PLANNING 9

Facility Planning – Location of facilities – Location flexibility – Facility design process and techniques – Location break even analysis-Production Process Planning: Characteristic of production process systems – Steps for production process- Production Planning Control Functions – Planning phase- Action phase- Control phase - Aggregate production planning

UNIT IV PRODUCTION & OPERATIONS MANAGEMENT PROCESS 9

Process selection with PLC phases- Process simulation tools- Work Study – Significance – Methods, evolution of normal/ standard time – Job design and rating - Value Analysis - Plant Layout: meaning – characters – Plant location techniques - Types- MRP and Layout Design - Optimisation and Theory of Constraints (TOC)– Critical Chain Project Management (CCPM)- REL (Relationship) Chart – Assembly line balancing- – Plant design optimisation -Forecasting methods.

UNIT V CONTROLING PRODUCTION & OPERATIONS MANAGEMENT 9

Material requirement planning (MRP)- Concept- Process and control - Inventory control systems and techniques – JIT and Lean manufacturing - Network techniques - Quality Management: Preventive Vs Breakdown maintenance for Quality – Techniques for measuring quality - Control Chart (X , R , p , np and C chart) - Cost of Quality, Continuous improvement (Kaizen) - Quality awards - Supply Chain Management - Total Quality Management - 6 Sigma approach and Zero Defect Manufacturing.

TOTAL 45 : PERIODS

COURSE OUTCOMES

Upon completion of this course the learners will be able :

CO1 To understand the basics and functions of Production and Operation Management for business owners.

CO2 To learn about the Production & Operation Systems.

CO3 To acquaint on the Production & Operations Planning Techniques followed by entrepreneurs in Industries.

CO4 To known about the Production & Operations Management Processes in organisations.

CO5 To comprehend the techniques of controlling , Production and Operations in industries.

REFERENCES

1. Mikell P. Groover, Automation, Production Systems, and Computer-Integrated Manufacturing, Pearson, 2007.
2. Amitabh Raturi, Production and Inventory Management, , 2008.
3. Adam Jr. Ebert, Production and Operations Management, PHI Publication, 1992.
4. Muhlemann, Okland and Lockyer, Production and Operation Management, Macmillan India,1992.
6. Chary S.N, Production and Operations Management, TMH Publications, 2010.
7. Terry Hill ,Operation Management. Pal Grave McMillan (Case Study).2005.

OMG355	MULTIVARIATE DATA ANALYSIS	L	T	P	C
		3	0	0	3

COURSE OBJECTIVE:

- To know various multivariate data analysis techniques for business research.

UNIT I INTRODUCTION **9**

Uni-variate, Bi-variate and Multi-variate techniques – Classification of multivariate techniques – Guidelines for multivariate analysis and interpretation.

UNIT II PREPARING FOR MULTIVARIATE ANALYSIS **9**

Conceptualization of research model with variables, collection of data —Approaches for dealing with missing data – Testing the assumptions of multivariate analysis.

UNIT III MULTIPLE LINEAR REGRESSION ANALYSIS, FACTOR ANALYSIS **9**

Multiple Linear Regression Analysis – Inferences from the estimated regression function – Validation of the model. -Approaches to factor analysis – interpretation of results.

UNIT IV LATENT VARIABLE TECHNIQUES **9**

Confirmatory Factor Analysis, Structural equation modelling, Mediation models, Moderation models, Longitudinal studies.

UNIT V ADVANCED MULTIVARIATE TECHNIQUES **9**

Multiple Discriminant Analysis, Logistic Regression, Cluster Analysis, Conjoint Analysis, multidimensional scaling.

TOTAL: 45 PERIODS**COURSE OUTCOMES :**

- CO1** Demonstrate a sophisticated understanding of the concepts and methods; know the exact scopes and possible limitations of each method; and show capability of using multivariate techniques to provide constructive guidance in decision making.
- CO2** Use advanced techniques to conduct thorough and insightful analysis, and interpret the results correctly with detailed and useful information.
- CO3** Show substantial understanding of the real problems; conduct deep analysis using correct methods; and draw reasonable conclusions with sufficient explanation and elaboration.
- CO4** Write an insightful and well-organized report for a real-world case study, including thoughtful and convincing details.
- CO5** Make better business decisions by using advanced techniques in data analytics. ‘

REFERENCES:

1. Joseph F Hair, Rolph E Anderson, Ronald L. Tatham & William C. Black, Multivariate Data Analysis, Pearson Education, New Delhi, 2005.
2. Barbara G. Tabachnick, Linda S.Fidell, Using Multivariate Statistics, 6th Edition, Pearson, 2012.
3. Richard A Johnson and Dean W.Wichern, Applied Multivariate Statistical Analysis, Prentice Hall, New Delhi, 2005.
4. David R Anderson, Dennis J Seveency, and Thomas A Williams, Statistics for Business and Economics, Thompson, Singapore, 2002

OME352	ADDITIVE MANUFACTURING	L	T	P	C
		3	0	0	3

COURSE OBJECTIVES:

- To introduce the development, capabilities, applications, of Additive Manufacturing (AM), and its business opportunities.
- To be acquainted with vat polymerization and material extrusion processes

- To be familiar with powder bed fusion and binder jetting processes.
- To gain knowledge on applications of direct energy deposition, and material jetting processes.
- To impart knowledge on sheet lamination and direct write technologies.

UNIT I INTRODUCTION 9

Overview - Need - Development of Additive Manufacturing (AM) Technology: Rapid Prototyping- Rapid Tooling - Rapid Manufacturing - Additive Manufacturing. AM Process Chain - ASTM/ISO 52900 Classification - Benefits - AM Unique Capabilities - AM File formats: STL, AMF Applications: Building Printing, Bio Printing, Food Printing, Electronics Printing, Automobile, Aerospace, Healthcare. Business Opportunities in AM.

UNIT II VAT POLYMERIZATION AND MATERIAL EXTRUSION 9

Photo polymerization: Stereolithography Apparatus (SLA)- Materials -Process - top down and bottom up approach - Advantages - Limitations - Applications. Digital Light Processing (DLP) - Process - Advantages - Applications.
Material Extrusion: Fused Deposition Modeling (FDM) - Process-Materials -Applications and Limitations.

UNIT III POWDER BED FUSION AND BINDER JETTING 9

Powder Bed Fusion: Selective Laser Sintering (SLS): Process - Powder Fusion Mechanism - Materials and Application. Selective Laser Melting (SLM), Electron Beam Melting (EBM): Materials - Process - Advantages and Applications.
Binder Jetting: Three-Dimensional Printing - Materials - Process - Benefits - Limitations - Applications.

UNIT IV MATERIAL JETTING AND DIRECTED ENERGY DEPOSITION 9

Material Jetting: Multijet Modeling- Materials - Process - Benefits - Applications.
Directed Energy Deposition: Laser Engineered Net Shaping (LENS) - Process - Material Delivery - Materials -Benefits -Applications.

UNIT V SHEET LAMINATION AND DIRECT WRITE TECHNOLOGY 9

Sheet Lamination: Laminated Object Manufacturing (LOM)- Basic Principle- Mechanism: Gluing or Adhesive Bonding - Thermal Bonding - Materials - Application and Limitation.
Ink-Based Direct Writing (DW): Nozzle Dispensing Processes, Inkjet Printing Processes, Aerosol DW - Applications of DW.

TOTAL: 45 PERIODS

COURSE OUTCOMES:

At the end of this course students shall be able to:

- CO1:** Recognize the development of AM technology and how AM technology propagated into various businesses and developing opportunities.
- CO2:** Acquire knowledge on process vat polymerization and material extrusion processes and its applications.
- CO3:** Elaborate the process and applications of powder bed fusion and binder jetting.
- CO4:** Evaluate the advantages, limitations, applications of material jetting and directed energy deposition processes.
- CO5:** Acquire knowledge on sheet lamination and direct write technology.

TEXT BOOKS:

1. Ian Gibson, David Rosen, Brent Stucker, Mahyar Khorasani "Additive manufacturing technologies". 3rd edition Springer Cham, Switzerland. (2021). ISBN: 978-3-030-56126-0
2. Andreas Gebhardt and Jan-Steffen Hötter "Additive Manufacturing: 3D Printing for Prototyping and Manufacturing", Hanser publications, United States, 2015, ISBN: 978-1-56990-582-1.

REFERENCES:

1. Andreas Gebhardt, "Understanding Additive Manufacturing: Rapid Prototyping, Rapid Manufacturing", Hanser Gardner Publication, Cincinnati., Ohio, 2011, ISBN :9783446425521.
2. Milan Brandt, "Laser Additive Manufacturing: Materials, Design, Technologies, and Applications", Woodhead Publishing., United Kingdom, 2016, ISBN: 9780081004333.
3. Amit Bandyopadhyay and Susmita Bose, "Additive Manufacturing", 1st Edition, CRC Press., United States, 2015, ISBN-13: 978-1482223590.
4. Kamrani A.K. and Nasr E.A., "Rapid Prototyping: Theory and practice", Springer., United States ,2006, ISBN: 978-1-4614-9842-1.
5. Liou, L.W. and Liou, F.W., "Rapid Prototyping and Engineering applications: A tool box for prototype development", CRC Press., United States, 2011, ISBN: 9780849334092.

CME343**NEW PRODUCT DEVELOPMENT****L T P C
3 0 0 3****COURSE OBJECTIVES**

- To introduce the fundamental concepts of the new product development
- To develop material specifications, analysis and process.
- To Learn the Feasibility Studies & reporting of new product development.
- To study the New product qualification and Market Survey on similar products of new product development
- To learn Reverse Engineering. Cloud points generation, converting cloud data to 3D model

UNIT I FUNDAMENTALS OF NPD**9**

Introduction – Reading of Drawing – Grid reading, Revisions, ECN (Engg. Change Note), Component material grade, Specifications, customer specific requirements – Basics of monitoring of NPD applying Gantt chart, Critical path analysis – Fundamentals of BOM (Bill of Materials), Engg. BOM & Manufacturing BOM. Basics of MIS software and their application in industries like SAP, MS Dynamics, Oracle ERP Cloud – QFD.

UNIT II MATERIAL SPECIFICATIONS, ANALYSIS & PROCESS**9**

Material specification standards – ISO, DIN, JIS, ASTM, EN, etc. – Awareness on various manufacturing process like Metal castings & Forming, Machining (Conventional, 3 Axis, 4 Axis, 5 Axis,), Fabrications, Welding process. Qualifications of parts mechanical, physical & Chemical properties and their test report preparation and submission. Fundamentals of DFMEA & PFMEA, Fundamentals of FEA, Bend Analysis, Hot Distortion, Metal and Material Flow, Fill and Solidification analysis.

UNIT III ESSENTIALS OF NPD**9**

RFQ (Request of Quotation) Processing – Feasibility Studies & reporting – CFT (Cross Function Team) discussion on new product and reporting – Concept design, Machine selection for tool making, Machining – Manufacturing Process selection, Machining Planning, cutting tool selection – Various Inspection methods – Manual measuring, CMM – GOM (Geometric Optical Measuring), Lay out marking and Cut section analysis. Tool Design and Detail drawings preparation, release of details to machine shop and CAM programing. Tool assembly and shop floor trials. Initial sample submission with PPAP documents.

UNIT IV CRITERIONS OF NPD**9**

New product qualification for Dimensions, Mechanical & Physical Properties, Internal Soundness proving through X-Ray, Radiography, Ultrasonic Testing, MPT, etc. Agreement with customer for testing frequencies. Market Survey on similar products, Risk analysis, validating samples with simulation results, Lesson Learned & Horizontal deployment in NPD.

UNIT V REPORTING & FORWARD-THINKING OF NPD**9**

Detailed study on PPAP with 18 elements reporting, APQP and its 5 Sections, APQP vs PPAP, Importance of SOP (Standard Operating Procedure) – Purpose & documents, deployment in shop floor. Prototyping & RPT - Concepts, Application and its advantages, 3D Printing – resin models, Sand cores for foundries; Reverse Engineering. Cloud points generation, converting cloud data to 3D model – Advantages & Limitation of RE, CE (Concurrent Engineering) – Basics, Application and its advantages in NPD (to reduce development lead time, time to Market, Improve productivity and product cost.)

TOTAL :45 PERIODS

COURSE OUTCOMES:

At the end of the course the students would be able to

- CO1** Discuss fundamental concepts and customer specific requirements of the New Product development
- CO2** Discuss the Material specification standards, analysis and fabrication, manufacturing process Develop Feasibility Studies & reporting of New Product development
- CO3** Analyzing the New product qualification and Market Survey on similar products of new product development
- CO4** Develop Reverse Engineering. Cloud points generation, converting cloud data to 3D model

TEXT BOOKS:

- Product Development – Sten Jonsson
- Product Design & Development – Karl T. Ulrich, Maria C. Young, Steven D. Eppinger

REFERENCES:

- Revolutionizing Product Development – Steven C Wheelwright & Kim B. Clark
- Change by Design
- Toyota Product Development System – James Morgan & Jeffrey K. Liker
- Winning at New Products – Robert Brands 3rd Edition
- Product Design & Value Engineering – Dr. M.A. Bulsara &Dr. H.R. Thakkar

CO's- PO's & PSO's MAPPING

CO	PO												PSO		
	1	2	3	4	5	6	7	8	9	10	11	12	1	2	3
1	1	1	3	1				1	1			1	1	3	2
2	1	1	3	1				1	1			1	1	3	2
3	1	1	3	1				1	1			1	1	3	2
4	1	1	3	1				1	1			1	1	3	2
5	1	1	3	1				1	1			1	1	3	2
Low (1) ; Medium (2) ; High (3)															

OME355 INDUSTRIAL DESIGN & RAPID PROTOTYPING TECHNIQUES

**L T P C
3 0 0 3**

COURSE OBJECTIVES:

The course aims to

- Outline Fundamental concepts in UI & UX
- Introduce the principles of Design and Building an mobile app
- Illustrate the use of CAD in product design
- Outline the choice and use of prototyping tools
- Understanding design of electronic circuits and fabrication of electronic devices

UNIT I UI/UX

9

Fundamental concepts in UI & UX - Tools - Fundamentals of design principles - Psychology and Human Factors for User Interface Design - Layout and composition for Web, Mobile and Devices - Typography - Information architecture - Color theory - Design process flow, wireframes, best practices in the industry -User engagement ethics - Design alternatives

UNIT II APP DEVELOPMENT 9

SDLC - Introduction to App Development - Types of Apps - web Development - understanding Stack - Frontend - backend - Working with Databases - Introduction to API - Introduction to Cloud services - Cloud environment Setup- Reading and writing data to cloud - Embedding ML models to Apps - Deploying application.

UNIT III INDUSTRIAL DESIGN 9

Introduction to Industrial Design - Points, lines, and planes - Sketching and concept generation - Sketch to CAD - Introduction to CAD tools - Types of 3D modeling - Basic 3D Modeling Tools - Part creation – Assembly - Product design and rendering basics - Dimensioning & Tolerancing

UNIT IV MECHANICAL RAPID PROTOTYPING 9

Need for prototyping - Domains in prototyping - Difference between actual manufacturing and prototyping - Rapid prototyping methods - Tools used in different domains - Mechanical Prototyping; 3D Printing and classification - Laser Cutting and engraving - RD Works - Additive manufacturing

UNIT V ELECTRONIC RAPID PROTOTYPING 9

Basics of electronic circuit design - lumped circuits - Electronic Prototyping - Working with simulation tool - simple PCB design with EDA

TOTAL: 45 PERIODS**COURSE OUTCOMES**

At the end of the course, learners will be able to:

- CO1** Create quick UI/UX prototypes for customer needs
- CO2** Develop web application to test product traction / product feature
- CO3** Develop 3D models for prototyping various product ideas
- CO4** Built prototypes using Tools and Techniques in a quick iterative methodology

TEXT BOOKS

1. Peter Fiell, Charlotte Fiell, Industrial Design A-Z, TASCHEN America Llc(2003)
2. Samar Malik, Autodesk Fusion 360 - The Master Guide.
3. Steve Krug, Don't Make Me Think, Revisited: A Common Sense Approach to Web Usability, Pearson,3rd edition(2014)

REFERENCES

1. <https://www.adobe.com/products/xd/learn/get-started.html>
2. <https://developer.android.com/guide>
3. <https://help.autodesk.com/view/fusion360/ENU/courses/>
4. https://help.prusa3d.com/en/category/prusaslicer_204

PROGRESS THROUGH KNOWLEDGE

MF3010**MICRO AND PRECISION ENGINEERING****LT P C****3 0 0 3****COURSE OBJECTIVES:**

At the end of this course the student should be able to

- Learn about the precision machine tools
- Learn about the macro and micro components.
- Understand handling and operating of the precision machine tools.
- Learn to work with miniature models of existing machine tools/robots and other instruments.
- Learn metrology for micro system

UNIT I INTRODUCTION TO MICROSYSTEMS 9

Design, and material selection, micro-actuators: hydraulic, pneumatic, electrostatic/ magnetic etc. for medical to general purpose applications. Micro-sensors based on Thermal, mechanical, electrical properties; micro-sensors for measurement of pressure, flow, temperature, inertia, force, acceleration, torque, vibration, and monitoring of manufacturing systems.

UNIT II FABRICATION PROCESSES FOR MICRO-SYSTEMS: 9

Additive, subtractive, forming process, microsystems-Micro-pumps, micro- turbines, micro engines, micro-robot, and miniature biomedical devices

UNIT III INTRODUCTION TO PRECISION ENGINEERING 9

Machine tools, holding and handling devices, positioning fixtures for fabrication/ assembly of microsystems. Precision drives: inch worm motors, ultrasonic motors, stick- slip mechanism and other piezo-based devices.

UNIT IV PRECISION MACHINING PROCESSES 9

Precision machining processes for macro components - Diamond turning, fixed and free abrasive processes, finishing processes.

UNIT V METROLOGY FOR MICRO SYSTEMS 9

Metrology for micro systems - Surface integrity and its characterization.

TOTAL : 45 PERIODS**COURSE OUTCOMES:**

Upon the completion of this course the students will be able to

- CO1** Select suitable precision machine tools and operate
- CO2** Apply the macro and micro components for fabrication of micro systems.
- CO3** Apply suitable machining process
- CO4** Able to work with miniature models of existing machine tools/robots and other instruments.
- CO5** Apply metrology for micro system

TEXT BOOKS:

1. Davim, J. Paulo, ed. Microfabrication and Precision Engineering: Research and Development. Woodhead Publishing, 2017
2. Gupta K, editor. Micro and Precision Manufacturing. Springer; 2017

REFERENCES:

1. Dornfeld, D., and Lee, D. E., Precision Manufacturing, 2008, Springer.
2. H. Nakazawa, Principles of Precision Engineering, 1994, Oxford University Press.
3. Whitehouse, D. J., Handbook of Surface Metrology, Institute of Physics Publishing, Philadelphia PA, 1994.
4. Murthy.R.L, —Precision Engineering in ManufacturingII, New Age International, New Delhi, 2005



PROGRESS THROUGH KNOWLEDGE

OMF354 COST MANAGEMENT OF ENGINEERING PROJECTS**L T P C****3 0 0 3****COURSE OBJECTIVES:**

Summarize the costing concepts and their role in decision making

Infer the project management concepts and their various aspects in selection

Interpret costing concepts with project execution

Develop knowledge of costing techniques in service sector and various budgetary control techniques

Illustrate with quantitative techniques in cost management

UNIT I INTRODUCTION TO COSTING CONCEPTS 9

Objectives of a Costing System; Cost concepts in decision-making; Relevant cost, Differential cost, Incremental cost and Opportunity cost; Creation of a Database for operational control.'

UNIT II INTRODUCTION TO PROJECT MANAGEMENT 9

Project: meaning, Different types, why to manage, cost overruns centres, various stages of project execution: conception to commissioning. Project execution as conglomeration of technical and nontechnical activities, Detailed Engineering activities, Pre project execution main clearances and documents, Project team: Role of each member, Importance Project site: Data required with significance, Project contracts

UNIT III PROJECT EXECUTION AND COSTING CONCEPTS 9

Project execution Project cost control, Bar charts and Network diagram, Project commissioning: mechanical and process, Cost Behavior and Profit Planning Marginal Costing; Distinction between Marginal Costing and Absorption Costing; Break-even Analysis, Cost-Volume-Profit Analysis, Various decision-making problems, Pricing strategies: Pareto Analysis, Target costing, Life Cycle Costing

UNIT IV COSTING OF SERVICE SECTOR AND BUDGETERY CONTROL 9

Just-in-time approach, Material Requirement Planning, Enterprise Resource Planning, Activity Based Cost Management, Bench Marking; Balanced Score Card and Value-Chain Analysis, Budgetary Control: Flexible Budgets; Performance budgets; Zero-based budgets.

UNIT V QUANTITATIVE TECHNIQUES FOR COST MANAGEMENT 9

Linear Programming, PERT/CPM, Transportation problems, Assignment problems, Learning Curve Theory.

TOTAL: 45 PERIODS**COURSE OUTCOMES**

Upon successful completion of the course, students should be able to:

CO1: Understand the costing concepts and their role in decision making.

CO2: Understand the project management concepts and their various aspects in selection.

CO3: Interpret costing concepts with project execution.

CO4: Gain knowledge of costing techniques in service sector and various budgetary control techniques.

CO5: Become familiar with quantitative techniques in cost management.

TEXT BOOKS:

1. John M. Nicholas, Herman Steyn Project Management for Engineering, Business and Technology, Taylor & Francis, 2 August 2020, ISBN: 9781000092561.
2. Albert Lester ,Project Management, Planning and Control, Elsevier/Butterworth-Heinemann, 2007, ISBN: 9780750669566, 075066956X.

REFERENCES:

1. Ashish K. Bhattacharya, Principles & Practices of Cost Accounting A. H. Wheeler publisher, 1991.
2. Charles T. Horngren and George Foster, Advanced Management Accounting, 1988.
3. Charles T. Horngren et al Cost Accounting a Managerial Emphasis, Prentice Hall of India, New Delhi, 2011.
4. Robert S Kaplan Anthony A. Alkinson, Management & Cost Accounting, 2003.
5. Vohra N.D., Quantitative Techniques in Management, Tata McGraw Hill Book Co. Ltd, 2007.

AU3002**BATTERIES AND MANAGEMENT SYSTEM****L T P C****3 0 0 3****COURSE OBJECTIVES:**

The objective of this course is to make the students

- To understand the working and characteristics of different types of batteries and their management .

UNIT I	ADVANCED BATTERIES	9
Li-ion Batteries-different formats, chemistry, safe operating area, efficiency, aging. Characteristics-SOC,DOD, SOH. Balancing-Passive Balancing Vs Active Balancing. Other Batteries-NCM and NCA Batteries. <i>NCR18650B</i> specifications.		
UNIT II	BATTERY PACK	9
Battery Pack- design, sizing, calculations, flow chart, real and simulation Model.Peak power – definition, testing methods-relationships with Power, Temperature and ohmic Internal Resistance. Cloud based and Local Smart charging.		
UNIT III	BATTERY MODELLING	9
Battery Modelling Methods-Equivalent Circuit Models, Electrochemical Model, Neural Network Model. ECM Comparisons- Rint model, Thevenin model, PNGV model. State space Models-Introduction. Battery Modelling software/simulation frameworks		
UNIT IV	BATTERY STATE ESTIMATION	9
SOC Estimation- Definition, importance, single cell Vs series batteries SOC. Estimation Methods-Load voltage, Electromotive force, AC impedance, Ah counting, Neural networks, Neuro-fuzzy forecast method, Kalman filter. Estimation Algorithms.		
UNIT V	BMS ARCHITECTURE AND REAL TIME COMPONENTS	9
Battery Management System- need, operation, classification. BMS ASIC-bq76PL536A-Q1 Battery Monitor IC- CC2662R-Q1 Wireless BMS MCU. Communication Modules- CAN Open-Flex Ray-CANedge1 package.ARBIN Battery Tester. BMS Development with Modeling software and Model-Based Design.		
		TOTAL:45 PERIODS

COURSE OUTCOMES:

At the end of this course, students will be able to

- CO1** Acquire knowledge of different Li-ion Batteries performance.
- CO2** Design a Battery Pack and make related calculations.
- CO3** Demonstrate a BatteryModel or Simulation.
- CO4** Estimate State-of-Charges in a Battery Pack.
- CO5** Approach different BMS architectures during real world usage.

TEXT BOOKS

1. Jiuchun Jiang and Caiping Zhang, “Fundamentals and applications of Lithium-Ion batteries in Electric Drive Vehicles”, Wiley, 2015.
2. Davide Andrea ,“Battery Management Systems for Large Lithium-Ion Battery Packs” ARTECH House, 2010.

REFERENCES

1. Developing Battery Management Systems with Simulink and Model-Based Design-whitepaper
2. Panasonic *NCR18650B- DataSheet*
3. bq76PL536A-Q1- IC DataSheet
4. CC2662R-Q1- IC DataSheet

COURSE OBJECTIVES:

- The objective of this course is to make the students to list common types of sensor and actuators used in automotive vehicles.

UNIT I INTRODUCTION TO MEASUREMENTS AND SENSORS 9

Sensors: Functions- Classifications- Main technical requirement and trends Units and standards- Calibration methods- Classification of errors- Error analysis- Limiting error- Probable error- Propagation of error- Odds and uncertainty- principle of transduction-Classification. Static characteristics- mathematical model of transducers- Zero, First and Second order transducers- Dynamic characteristics of first and second order transducers for standard test inputs.

UNIT II VARIABLE RESISTANCE AND INDUTANCE SENSORS 9

Principle of operation- Construction details- Characteristics and applications of resistive potentiometer- Strain gauges- Resistive thermometers- Thermistors- Piezoresistive sensors Inductive potentiometer- Variable reluctance transducers:- EI pick up and LVDT

UNIT III VARIABLE AND OTHER SPECIAL SENSORS 9

Variable air gap type, variable area type and variable permittivity type- capacitor microphone Piezoelectric, Magnetostrictive, Hall Effect, semiconductor sensor- digital transducers-Humidity Sensor. Rain sensor, climatic condition sensor, solar, light sensor, antiglare sensor.

UNIT IV AUTOMOTIVE ACTUATORS 9

Electromechanical actuators- Fluid-mechanical actuators- Electrical machines- Direct-current machines- Three-phase machines- Single-phase alternating-current Machines - Duty-type ratings for electrical machines. Working principles, construction and location of actuators viz. Solenoid, relay, stepper motor etc.

UNIT V AUTOMATIC TEMPERATURE CONTROL ACTUATORS 9

Different types of actuators used in automatic temperature control- Fixed and variable displacement temperature control- Semi Automatic- Controller design for Fixed and variable displacement type air conditioning system.

TOTAL :45 PERIODS**COURSE OUTCOMES:**

At the end of the course, the student will be able to

- CO1** List common types of sensor and actuators used in vehicles.
- CO2** Design measuring equipment's for the measurement of pressure force, temperature and flow.
- CO3** Generate new ideas in designing the sensors and actuators for automotive application
- CO4** Understand the operation of the sensors, actuators and electronic control.
- CO5** Design temperature control actuators for vehicles.

TEXT BOOKS:

1. Doebelin's Measurement Systems: 7th Edition (SIE), Ernest O. Doebelin Dhanesh N. Manik McGraw Hill Publishers, 2019.
2. Robert Brandy, "Automotive Electronics and Computer System", Prentice Hall, 2001
3. William Kimberley, "Bosch Automotive Handbook", 6th Edition, Robert Bosch GmbH, 2004.
4. Bosch Automotive Electrics and Automotive Electronics Systems and Components, Networking and Hybrid Drive, 5th Edition, 2007, ISBN No: 978-3-658-01783-5.

REFERENCES:

1. James D Halderman, "Automotive Electrical and Electronics", Prentice Hall, USA, 2013
2. Tom Denton, "Automotive Electrical and Electronics Systems," Third Edition, 2004, SAE International.
3. Patranabis.D, "Sensors and Transducers", 2nd Edition, Prentice Hall India Ltd, 2003
4. William Ribbens, "Understanding Automotive Electronics -An Engineering Perspective," 7th Edition, Elsevier Butterworth-Heinemann Publishers, 2012.

OAS353 **SPACE VEHICLES** **L T P C**
3 0 0 3

COURSE OBJECTIVES:

- To interpret the missile space stations, space vs earth environment.
- To explain the life support systems, mission logistics and planning.
- To deploy the skills effectively in the understanding of space vehicle configuration design.
- To explain Engine system and support of space vehicle
- To interpret nose cone configuration of space vehicle

UNIT I FUNDAMENTAL ASPECTS 9

Energy and Efficiencies of power plants for space vehicles – Typical Performance Values – Mission design – Structural design aspects during launch - role of launch environment on launch vehicle integrity.

UNIT II SELECTION OF ROCKET PROPULSION SYSTEMS 9

Ascent flight mechanics – Launch vehicle selection process – Criteria for Selection for different missions – selection of subsystems – types of staging – Interfaces – selection and criteria for stages and their role in launch vehicle configuration design.

UNIT III ENGINE SYSTEMS, CONTROLS, AND INTEGRATION 9

Propellant Budget – Performance of Complete or Multiple Rocket Propulsion Systems – Engine Design – Engine Controls – Engine System Calibration – System Integration and Engine Optimization.

UNIT IV THRUST VECTOR CONTROL 9

TVC Mechanisms with a Single Nozzle – TVC with Multiple Thrust Chambers or Nozzles – Testing – Integration with Vehicle – SITVC method – other jet control methods - exhaust plume problems in space environment

UNIT V NOSE CONE CONFIGURATION 9

Aerodynamic aspects on the selection of nose shape of a launch vehicle - design factors in the finalization of nose configuration with respect to payload - nose cone thermal protection system - separation of fairings - payload injection mechanism

TOTAL: 45 PERIODS

COURSE OUTCOMES:

On successful completion of this course, the student will be able to

- CO1** Explain exotic space propulsion concepts, such as nuclear, solar sail, and antimatter.
- CO2** Apply knowledge in selecting the appropriate rocket propulsion systems.
- CO3** interpret the air-breathing propulsion suitable for initial stages and fly-back boosters.
- CO4** Analyze aerodynamics aspect, including boost-phase lift and drag, hypersonic, and re-entry.
- CO5** Adapt from aircraft engineers moving into launch vehicle, spacecraft, and hypersonic vehicle design.

OIM352 **MANAGEMENT SCIENCE** **L T P C**
3 0 0 3

COURSE OBJECTIVES:

Of this course are

- To introduce fundamental concepts of management and organization to students.
- To impart knowledge to students on various aspects of marketing, quality control and

marketing strategies.

- To make students familiarize with the concepts of human resources management.
- To acquaint students with the concepts of project management and cost analysis.
- To make students familiarize with the concepts of planning process and business strategies.

UNIT I INTRODUCTION TO MANAGEMENT AND ORGANISATION 9

Concepts of Management and organization- nature, importance and Functions of Management, Systems Approach to Management - Taylor's Scientific Management Theory- Fayal's Principles of Management- Maslow's theory of Hierarchy of Human Needs- Douglas McGregor's Theory X and Theory Y-Hertzberg Two Factor Theory of Motivation-Leadership Styles, Social responsibilities of Management, Designing Organisational Structures: Basic concepts related to Organisation - Departmentation and Decentralisation.

UNIT II OPERATIONS AND MARKETING MANAGEMENT 9

Principles and Types of Plant Layout-Methods of Production(Job, batch and Mass Production), Work Study - Basic procedure involved in Method Study and Work Measurement – Business Process Reengineering (BPR)-Statistical Quality Control: control charts for Variables and Attributes (simple Problems) and Acceptance Sampling, Objectives of Inventory control, EOQ, ABC Analysis, Purchase Procedure, Stores Management and Store Records - JIT System, Supply Chain Management, Functions of Marketing, Marketing Mix, and Marketing Strategies based on Product Life Cycle.

UNIT III HUMAN RESOURCES MANAGEMENT 9

Concepts of HRM, HRD and Personnel Management and Industrial Relations (PMIR), HRM vs PMIR, Basic functions of HR Manager: Manpower planning, Recruitment, Selection, Training and Development, Wage and Salary Administration, Promotion, Transfer, Performance Appraisal, Grievance Handling and Welfare Administration, Job Evaluation and Merit Rating – Capability Maturity Model (CMM) Levels.

UNIT IV PROJECT MANAGEMENT 9

Network Analysis, Programme Evaluation and Review Technique (PERT), Critical Path Method (CPM), identifying critical path, Probability of Completing the project within given time, Project Cost Analysis, Project Crashing (simple problems).

UNIT V STRATEGIC MANAGEMENT AND CONTEMPORARY STRATEGIC ISSUES 9

Mission, Goals, Objectives, Policy, Strategy, Programmes, Elements of Corporate Planning Process, Environmental Scanning, Value Chain Analysis, SWOT Analysis, Steps in Strategy Formulation and Implementation, Generic Strategy alternatives. Bench Marking and Balanced Score Cards as Contemporary Business Strategies.

TOTAL: 45 PERIODS

COURSE OUTCOMES:

Upon completion of the course, Students will be able to

- CO1:** Plan an organizational structure for a given context in the organization to carry out production operations through Work-study.
- CO2:** Survey the markets, customers and competition better and price the given products appropriately
- CO3:** Ensure quality for a given product or service.
- CO4:** Plan, schedule and control projects through PERT and CPM.
- CO5:** Evaluate strategy for a business or service organisation.

TEXTBOOKS:

1. Kanishka Bedi, Production and Operations Management, Oxford University Press, 2007.
2. Stoner, Freeman, Gilbert, Management, 6th Ed, Pearson Education, New Delhi, 2004.
3. Thomas N. Duening & John M. Ivancevich Management Principles and Guidelines, Biztantra, 2007.
4. P. Vijay Kumar, N. Appa Rao and Ashnab, Chnalill, Cengage Learning India, 2012.

REFERECES:

1. Kotler Philip and Keller Kevin Lane: Marketing Management, Pearson, 2012.

2. KoontzandWeihrich: Essentials of Management, McGrawHill, 2012.
3. Lawrence RJauch,R.Guptaand William F. Glueck: Business Policy and Strategic Management Science,McGrawHill,2012.
4. SamuelC.Certo:Modern Management,2012.

CO's- PO's & PSO's MAPPING

CO's	PO's												PSO's		
	1	2	3	4	5	6	7	8	9	10	11	12	1	2	3
1	3			3	3	3		3	3	2			2	3	
2	3			2	3	3		2	3	2				2	
3	3			3	2	2		3	2	2					2
4	3			3	3	2		3	2	3					3
5	3			2	3	3		2	3	3			2	1	
AVg.	3			2.6	2.8	2.6		2.6	2.6	2.4			2	2	2.5

OIM353

PRODUCTION PLANNING AND CONTROL

**L T P C
3 0 0 3**

COURSE OBJECTIVES:

- To understand the concept of production planning and control act work study,
- To apply the concept of product planning,
- To analyze the production scheduling,
- To apply the Inventory Control concepts.
- To prepare the manufacturing requirement Planning (MRP II) and Enterprise Resource Planning (ERP).

UNIT I INTRODUCTION

9

Objectives and benefits of planning and control-Functions of production control-Types of production-job- batch and continuous-Product development and design-Marketing aspect - Functional aspects-Operational aspect-Durability and dependability aspect aesthetic aspect. Profit consideration-Standardization, Simplification & specialization- Break even analysis-Economics of a new design.

UNIT II WORK STUDY

9

Method study, basic procedure-Selection-Recording of process - Critical analysis, Development - Implementation - Micro motion and memo motion study – work measurement - Techniques of work measurement - Time study - Production study - Work sampling - Synthesis from standard data - Predetermined motion time standards.

UNIT III PRODUCT PLANNING AND PROCESS PLANNING

9

Product planning-Extending the original product information-Value analysis-Problems in lack of product planning-Process planning and routing-Pre requisite information needed for process planning- Steps in process planning-Quantity determination in batch production-Machine capacity, balancing- Analysis of process capabilities in a multi product system.

UNIT IV PRODUCTION SCHEDULING

9

Production Control Systems-Loading and scheduling-Master Scheduling-Scheduling rules-Gantt charts-Perpetual loading-Basic scheduling problems - Line of balance – Flow production scheduling-Batch production scheduling-Product sequencing – Production Control systems- Periodic batch control-Material requirement planning kanban – Dispatching-Progress reporting and expediting-Manufacturing lead time-Techniques for aligning completion times and due dates.

UNIT V INVENTORY CONTROL AND RECENT TRENDS IN PPC

9

Inventory control-Purpose of holding stock-Effect of demand on inventories-Ordering procedures. Two bin system - Ordering cycle system-Determination of Economic order quantity and economic lot size- ABC analysis - Recorder procedure-Introduction to computer integrated production planning systems- elements of JUST IN TIME SYSTEMS-Fundamentals of MRP II and ERP.

TOTAL : 45 PERIODS

COURSE OUTCOMES:

Upon completion of this course,

- CO1:**The students can able to prepare production planning and control act work study,
- CO2:**The students can able to prepare product planning,
- CO3:**The students can able to prepare production scheduling,
- CO4:**The students can able to prepare Inventory Control.
- CO5:**They can plan manufacturing requirements manufacturing requirement Planning (MRP II) and Enterprise Resource Planning (ERP).

TEXT BOOKS:

1. James. B. Dilworth, "Operations management – Design, Planning and Control for manufacturing and services" Mcgraw Hill International edition 1992.
2. Martand Telsang, "Industrial Engineering and Production Management", First edition, S. Chand and Company, 2000.

REFERENCES

1. Chary. S.N., "Theory and Problems in Production & Operations Management", Tata McGraw Hill, 1995.
2. Elwood S.Buffa, and Rakesh K.Sarin, "Modern Production / Operations Management", 8th Edition John Wiley and Sons, 2000
3. Jain. K.C. & Aggarwal. L.N., "Production Planning Control and Industrial Management", Khanna Publishers, 1990
4. Kanishka Bedi, "Production and Operations management", 2nd Edition, Oxford university press, 2007.
5. Melynk, Denzler, " Operations management – A value driven approach" Irwin Mcgraw hill.
6. Norman Gaither, G. Frazier, "Operations Management" 9th Edition, Thomson learning IE, 2007
7. Samson Eilon, "Elements of Production Planning and Control", Universal Book Corpn.1984
8. Upendra Kachru, " Production and Operations Management – Text and cases" 1st Edition, Excel books 2007

CO's- PO's & PSO's MAPPING

CO's	PO's												PSO's		
	1	2	3	4	5	6	7	8	9	10	11	12	1	2	3
1	3	3			3		1				1		3		
2	3	2			3									2	
3		2			3									2	
4		2	2												
5	3	3	2											1	
AVg.	3	2.6	2		3		1				1		3	1.8	

OIE353

OPERATIONS MANAGEMENT

**L T P C
3 0 0 3**

COURSE OBJECTIVE:

- Recognize and appreciate the concept of Production and Operations Management in creating and enhancing a firm's competitive advantages.

- Describe the concept and contribution of various constituents of Production and Operations Management (both manufacturing and service).
- Relate the interdependence of the operations function with the other key functional areas of a firm.
- Teach analytical skills and problem-solving tools to the analysis of the operations problems.
- Apply scheduling and Lean Concepts for improving System Performance.

UNIT I INTRODUCTION TO OPERATIONS MANAGEMENT 9

Operations Management – Nature, Importance, historical development, transformation processes, differences between services and goods, a system perspective, functions, challenges, current priorities, recent trends; Operations Strategy - Strategic fit , framework; Supply Chain Management

UNIT II FORECASTING, CAPACITY AND FACILITY DESIGN 9

Demand Forecasting - Need, Types, COURSE OBJECTIVES and Steps. Overview of Qualitative and Quantitative methods. Capacity Planning - Long range, Types, Developing capacity alternatives. Overview of sales and operations planning. Overview of MRP, MRP II and ERP. Facility Location – Theories, Steps in Selection, Location Models. Facility Layout – Principles, Types, Planning tools and techniques.

UNIT III DESIGN OF PRODUCT, PROCESS AND WORK SYSTEMS 9

Product Design – Influencing factors, Approaches, Legal, Ethical and Environmental issues. Process – Planning, Selection, Strategy, Major Decisions. Work Study – COURSE OBJECTIVES, Procedure. Method Study and Motion Study. Work Measurement and Productivity – Measuring Productivity and Methods to improve productivity.

UNIT IV MATERIALS MANAGEMENT 9

Materials Management – COURSE OBJECTIVES, Planning, Budgeting and Control. Purchasing – COURSE OBJECTIVES, Functions, Policies, Vendor rating and Value Analysis. Stores Management – Nature, Layout, Classification and Coding. Inventory – COURSE OBJECTIVES, Costs and control techniques. Overview of JIT.

UNIT V SCHEDULING AND PROJECT MANAGEMENT 9

Project Management – Scheduling Techniques, PERT, CPM; Scheduling - work centers – nature, importance; Priority rules and techniques, shopfloor control; Flow shop scheduling – Johnson’s Algorithm – Gantt charts; personnel scheduling in services.

TOTAL: 45 PERIODS

COURSE OUTCOMES:

- CO1:** The students will appreciate the role of Production and Operations management in enabling and enhancing a firm’s competitive advantages in the dynamic business environment.
- CO2:** The students will obtain sufficient knowledge and skills to forecast demand for Production and Service Systems.
- CO3:** The students will be able to Formulate and Assess Aggregate Planning strategies and Material Requirement Plan.
- CO4:** The students will be able to develop analytical skills to calculate capacity requirements and developing capacity alternatives.
- CO5:** The students will be able to apply scheduling and Lean Concepts for improving System Performance.

TEXT BOOKS

1. Richard B. Chase, Ravi Shankar, F. Robert Jacobs, Nicholas J. Aquilano, Operations and Supply Management, Tata McGraw Hill, 12th Edition, 2010.
2. Norman Gaither and Gregory Frazier, Operations Management, South Western Cengage Learning, 2002.

REFERENCES

1. William J Stevenson, Operations Management, Tata McGraw Hill, 9th Edition, 2009.
2. Russel and Taylor, Operations Management, Wiley, Fifth Edition, 2006.
3. Kanishka Bedi, Production and Operations Management, Oxford University Press, 2004.
4. Chary S. N, Production and Operations Management, Tata McGraw Hill, Third Edition, 2008.

5. Aswathappa K and Shridhara Bhat K, Production and Operations Management, Himalaya Publishing House, Revised Second Edition, 2008.
6. Mahadevan B, Operations Management Theory and practice, Pearson Education, 2007.
7. Pannerselvam R, Production and Operations Management, Prentice Hall India, Second Edition, 2008.

CO's- PO's & PSO's MAPPING

CO's	PO's												PSO's		
	1	2	3	4	5	6	7	8	9	10	11	12	1	2	3
1	3											2			
2		3	3											3	3
3		2	3	3									2	3	
4		3	3	3									2	3	
5			3	2											
AVg.	3	2.6	3	2.6								2	2	3	3

OSF352

INDUSTRIAL HYGIENE**L T P C
3 0 0 3****COURSE OBJECTIVES:**

- Demonstrate an understanding of how occupational hygiene standards are set and used in work health and safety.
- Compare and contrast the roles of environmental and biological monitoring in work health and safety
- Outline strategies for identifying, assessing and controlling risks associated with airborne gases, vapours and particulates
- Discuss how personal protective equipment can be used to reduce risks associated with workplace exposures
- Provide high-level advice on managing and controlling noise and noise-related hazards

UNIT I : INTRODUCTION AND SCOPE**9**

Occupational Health and Environmental Safety Management - Principles practices. Comm on Occupational diseases: Occupational Health Management Services at the work place. Pre-employment, periodic medical examination of workers, medical surveillance for control of occupational diseases and health records.

UNIT II : MONITORING FOR SAFETY, HEALTH & ENVIRONMENT**9**

Occupational Health and Environment Safety Management System, ILO and EPA Standards Industrial Hygiene: Definition of Industrial Hygiene, Industrial Hygiene: Control Methods, Substitution, Changing the process, Local Exhaust Ventilation, Isolation, Wet method, Personal hygiene, housekeeping and maintenance, waste disposal, special control measures.

UNIT III : OCCUPATIONAL HEALTH AND ENVIRONMENTAL SAFETY EDUCATION**9**

Element of training cycle, Assessment of needs. Techniques of training, design and development of training programs. Training methods and strategies types of training. Evaluation and review of training programs. Occupational Health Hazards, Promoting Safety, Safety and Health training, Stress and Safety, Exposure Limit .

UNIT IV : OCCUPATIONAL SAFETY, HEALTH AND ENVIRONMENT MANAGEMENT**9**

Bureau of Indian standards on safety and health 14489 - 1998 and 15001 – 2000, OSHA, Process Safety Management (PSM) as per OSHA, PSM principles, OHSAS – 18001, EPA Standards, Performance measurements to determine effectiveness of PSM. Importance of Industrial safety, role of safety department,

UNIT V : INDUSTRIAL HAZARDS**9**

i. Radiation: Types and effects of radiation on human body, Measurement and detection of radiation intensity. Effects of radiation on human body, Measurement – disposal of radioactive waste, Control of radiation ii. Noise and Vibration: Sources, and its control, Effects of noise on the auditory system and health, Measurement of noise , Different air pollutants in industries, Effect of different gases and particulate matter ,acid fumes ,smoke, fog on human health, Vibration: effects.

TOTAL: 45 PERIODS**COURSE OUTCOMES:**

Students able to

CO1: Explain and apply human factors engineering concepts in both evaluation of existing systems and design of new systems

CO2: Specify designs that avoid occupation related injuries

CO3: Define and apply the principles of work design, motion economy, and work environment design.

CO4: Identify the basic human sensory, cognitive, and physical capabilities and limitations with respect to human-machine system performance.

CO5: Acknowledge the impact of workplace design and environment on productivity

TEXT BOOKS:

1. R. K. Jain and Sunil S. Rao , Industrial Safety , Health and Environment Management Systems, Khanna publishers, New Delhi (2006)
2. Slote. L, Handbook of Occupational Safety and Health, John Willey and Sons, New York .

REFERENCES:

1. Jeanne MagerStellman, Encyclopedia of Occupational Health and Safety (ILO) Ms. Irma Jourdan publication
2. Frank P Lees - Loss of prevention in Process Industries, Vol. 1 and 2,
3. ButterworthHeinemann Ltd., London (1991). 2. Industrial Safety - National Safety Council of India
4. Frank P Lees – Loss of prevention in Process Industries , Vol. 1 and 2, Butterworth- Heinemann Ltd., London
5. R. K. Jain and Sunil S. Rao, Industrial Safety , Health and Environment Management Systems, Khanna publishers, New Delhi (2006).

CO's- PO's & PSO's MAPPING

CO's	PO's												PSO's		
	1	2	3	4	5	6	7	8	9	10	11	12	1	2	3
1	2		2		2	-	-	-	-	-	2	-	-	-	-
2	-		2		-	-	1	-	-	-	1	-	-	-	-
3	-		-		2	-	-	-	-	-	2	-	-	-	-
4	-		-		-	-	-	-	2	-	3	-	-	-	-
5	-		-		-	-	-	1	-	-	-	-	-	-	-
AVg.	2	-	2	-	-	-	1	1	2	-	2		-	-	-

OSF353**CHEMICAL PROCESS SAFETY****L T P C
3 0 0 3****COURSE OBJECTIVES**

- Teach the principles of safety applicable to the design, and operation of chemical process plants.
- Ensure that potential hazards are identified and mitigation measures are in place to prevent unwanted release of energy.
- Learn about the hazardous chemicals into locations that could expose employees and others to serious harm.
- Focuses on preventing incidents and accidents during large scale manufacturing of chemicals and pharmaceuticals.

- Ensure that the general design of the plant is capable of complying with the dose limits in force and with the radioactive releases.

UNIT I SAFETY IN THE STORAGE AND HANDLING OF CHEMICALS AND GASES 9

Types of storage-general considerations for storage layouts- atmospheric venting, pressure and temperature relief - relief valve sizing calculations - storage and handling of hazardous chemicals and industrial gases, safe disposal methods, reaction with other chemicals, hazards during transportation - pipe line transport - safety in chemical laboratories.

UNIT II CHEMICAL REACTION HAZARDS 9

Hazardous inorganic and organic reactions and processes, Reactivity as a process hazard, Detonations, Deflagrations, and Runaways, Assessment and Testing strategies, Self - heating hazards of solids, Explosive potential of chemicals, Structural groups and instability of chemicals, Thermochemical screening,

UNIT III SAFETY IN THE DESIGN OF CHEMICAL PROCESS PLANTS 9

Design principles -Process design development -types of designs, feasibility survey, preliminary design, Flow diagrams, piping and instrumentation diagram, batch versus continuous operation, factors in equipment scale up and design, equipment specifications - reliability and safety in designing - inherent safety - engineered safety - safety during startup and shutdown - non destructive testing methods - pressure and leak testing - emergency safety devices - scrubbers and flares- new concepts in safety design and operation- Pressure vessel testing standards- Inspection techniques for boilers and reaction vessels.

UNIT IV SAFETY IN THE OPERATION OF CHEMICAL PROCESS PLANTS 9

Properties of chemicals - Material Safety Data Sheets - the various properties and formats used - methods available for property determination. Operational activities and hazards -standards operating procedures - safe operation of pumps, compressors, heaters, column, reactors, pressure vessels, storage vessels, piping systems - effects of pressure, temperature, Flow rate and humidity on operations - corrosion and control measures- condition monitoring - control valves - safety valves - pressure reducing valves, drains, bypass valves, inert gases. Chemical splashes, eye irrigation and automatic showers.

UNIT V SAFETY AND ANALYSIS 9

Safety vs reliability- quantification of basic events, system safety quantification, Human error analysis, Accident investigation and analysis, OSHAS 18001 and OSHMS.

TOTAL: 45 PERIODS

COURSE OUTCOMES:

Students able to

- CO1** Differentiate between inherent safety and engineered safety and recognize the importance of safety in the design of chemical process plants.
- CO2** Develop thorough knowledge about safety in the operation of chemical plants.
- CO3** Apply the principles of safety in the storage and handling of gases.
- CO4** Identify the conditions that lead to reaction hazards and adopt measures to prevent them.
- CO5** Develop thorough knowledge about

TEXT BOOK

- 1 David A Crowl & Joseph F Louvar, "Chemical Process safety", Pearson publication, 3rd Edition, 2014
- 2 Maurice Jones .A, "Fire Protection Systems, 2nd edition, Jones & Bartlett Publishers, 2015

REFERENCES:

1. Ralph King and Ron Hirst, "King's safety in the process industries", Arnold, London, 1998.
2. Industrial Environment and its Evolution and Control, NIOSH Publication, 1973.
3. National Safety Council, "Accident prevention manual for industrial operations". Chicago, 1982.
4. Lewis, Richard. J., Sr, "Sax's dangerous properties of materials". (Ninth edition). Van Nostrand Reinhold, New York, 1996.

5. Roy E Sanders, "Chemical Process Safety", 3rd Edition, Gulf professional publishing, 2006

CO's- PO's & PSO's MAPPING

CO's	PO's												PSO's		
	1	2	3	4	5	6	7	8	9	10	11	12	1	2	3
1	2	3	-	-	-	1	-	-	1	-	-	-	2	-	-
2	-			2	-	-	-	-	1	-		-	-	2	-
3	-	3		1	-	-	-	2	-	-	1	-	-	-	-
4	-	2	-		-	1	-	-	1	-		-	-	-	2
5	-	2	3		-	-	-	1	-	-	1	-	-	-	-
AVg.	2	2.5	3	1.5	-	1	-	1.5	1	-	1	-	2	2	2

OML352

ELECTRICAL, ELECTRONIC AND MAGNETIC MATERIALS

L T P C

3 0 0 3

COURSE OBJECTIVES:

The main learning objective of this course is to prepare the students for:

- Understanding the importance of various materials used in electrical, electronics and magnetic applications
- Acquiring knowledge on the properties of electrical, electronics and magnetic materials.
- Gaining knowledge on the selection of suitable materials for the given application
- Knowing the fundamental concepts in Semiconducting materials
- Getting equipped with the materials used in optical and optoelectronic applications.

UNIT I DIELECTRIC MATERIALS

9

Dielectric as Electric Field Medium, leakage currents, dielectric loss, dielectric strength, breakdown voltage, breakdown in solid dielectrics, flashover, liquid dielectrics, electric conductivity in solid, liquid and gaseous dielectrics, Ferromagnetic materials, properties of ferromagnetic materials in static fields, spontaneous, polarization, curie point, anti-ferromagnetic materials, piezoelectric materials, pyroelectric materials.

UNIT II MAGNETIC MATERIALS

9

Classification of magnetic materials, spontaneous magnetization in ferromagnetic materials, magnetic Anisotropy, Magnetostriction, diamagnetism, magnetically soft and hard materials, special purpose materials, feebly magnetic materials, Ferrites, cast and cermet permanent magnets, ageing of magnets. Factors effecting permeability and Hysteresis

UNIT III SEMICONDUCTOR MATERIALS

9

Properties of semiconductors, Silicon wafers, integration techniques, Large and very large scale Integration techniques. Concept of superconductivity; theories and examples for high temperature superconductivity; discussion on specific superconducting materials; comments on fabrication and engineering applications.

UNIT IV MATERIALS FOR ELECTRICAL APPLICATIONS

9

Materials used for Resistors, rheostats, heaters, transmission line structures, stranded conductors, bimetals fuses, soft and hard solders, electric contact materials, electric carbon materials, thermocouple materials. Solid, Liquid and Gaseous insulating materials, Effect of moisture on insulation.

UNIT V OPTICAL AND OPTOELECTRONIC MATERIALS**9**

Principles of photoconductivity - effect of impurities - principles of luminescence-laser principles - He-Ne, injection lasers, LED materials - binary, ternary photoelectronic materials - LCD materials - photo detectors - applications of optoelectronic materials - optical fibres and materials - electro optic modulators - Kerr effect - Pockels effect.

TOTAL: 45 PERIODS**COURSE OUTCOMES:**

After completion of this course, the students will be able to

CO1 Understand various types of dielectric materials, their properties in various conditions.

CO2 Evaluate magnetic materials and their behavior.

CO3 Evaluate semiconductor materials and technologies.

CO4 Select suitable materials for electrical engineering applications.

CO5 Identify right material for optical and optoelectronic applications

TEXT BOOKS:

1. Pradeep Fulay, "Electronic, Magnetic and Optical materials", CRC Press, Taylor and Francis, 2nd illustrated edition, 2017.
2. "R K Rajput", "A course in Electrical Engineering Materials", Laxmi Publications, 2009.

REFERENCES:

1. T K Basak, "A course in Electrical Engineering Materials", New Age Science Publications, 2009
2. TTTI Madras, "Electrical Engineering Materials", McGraw Hill Education, 2004.
3. Adrianus J. Dekker, "Electrical Engineering Materials", PHI Publication, 2006.
4. S. P. Seth, P. V. Gupta "A course in Electrical Engineering Materials", Dhanpat Rai & Sons, 2011.
5. C. Kittel, "Introduction to Solid State Physics", 7th Edition, John Wiley & Sons, Singapore, (2006).

CO's- PO's & PSO's MAPPING

	PO1	PO2	PO3	PO4	PO5	PO6	PO7	PO8	PO9	PO10	PO11	PO12	PSO1	PSO2	PSO3
C01	3	2	2	3								2	2	2	1
C02	3	1	2	2								2	2	2	1
C03	3	2	1	2								2	2	2	1
C04	3	2	1	2								2	2	2	2
C05	3	2	2	2								2	2	2	1
Avg	3	1.8	1.6	2.2								2	2	2	1.2

OML353**NANOMATERIALS AND APPLICATIONS****L T P C****3 0 0 3****COURSE OBJECTIVES:**

The main learning objective of this course is to prepare the students for:

- Understanding the evolution of nanomaterials in the scientific era and make them to understand different types of nanomaterials for the future engineering applications
- Gaining knowledge on dimensionality effects on different properties of nanomaterials
- Getting acquainted with the different processing techniques employed for fabricating nanomaterials
- Having knowledge on the different characterisation techniques employed to characterise the nanomaterials
- Acquiring knowledge on different applications of nanomaterials in different disciplines of engineering.

- UNIT I NANOMATERIALS 9**
Introduction, Classification: 0D, 1D, 2D, 3D nanomaterials and nano-composites, their mechanical, electrical, optical, magnetic properties; Nanomaterials versus bulk materials.
- UNIT II THERMODYNAMICS & KINETICS OF NANOSTRUCTURED MATERIALS 9**
Size and interface/interphase effects, interfacial thermodynamics, phase diagrams, diffusivity, grain growth, and thermal stability of nanomaterials.
- UNIT III PROCESSING 9**
Bottom-up and top-down approaches for the synthesis of nanomaterials, mechanical alloying, chemical routes, severe plastic deformation, and electrical wire explosion technique.
- UNIT IV STRUCTURAL CHARACTERISTICS 9**
Principles of emerging nanoscale X-ray techniques such as small angle X-ray scattering and X-ray absorption fine structure (XAFS), electron and neutron diffraction techniques and their application to nanomaterials; SPM, Nanoindentation, Grain size, phase formation, texture, stress analysis
- UNIT V APPLICATIONS 9**
Applications of nanoparticles, quantum dots, nanotubes, nanowires, nanocoatings; applications in electronic, electrical and medical industries

TOTAL: 45 PERIODS

COURSE OUTCOMES:

After completion of this course, the students will be able to

- CO1** Evaluate nanomaterials and understand the different types of nanomaterials
CO2 Recognise the effects of dimensionality of materials on the properties
CO3 Process different nanomaterials and use them in engineering applications
CO4 Use appropriate techniques for characterising nanomaterials
CO5 Identify and use different nanomaterials for applications in different engineering fields.

TEXT BOOKS:

- Bhusan, Bharat (Ed), "Springer Handbook of Nanotechnology", 2nd edition, 2007.
- Carl C. Koch (ed.), NANOSTRUCTURED MATERIALS, Processing, Properties and Potential Applications, NOYES PUBLICATIONS, Norwich, New York, U.S.A.

REFERENCES:

- Poole C.P, and Owens F.J., Introduction to Nanotechnology, John Wiley 2003
- Nalwa H.S., Encyclopedia of Nanoscience and Nanotechnology, American Scientific Publishers 2004
- Zehetbauer M.J. and Zhu Y.T., Bulk Nanostructured Materials, Wiley 2008
- Wang Z.L., Characterization of Nanophase Materials, Wiley 2000
- Gutkin Y., Ovid'ko I.A. and Gutkin M., Plastic Deformation in Nanocrystalline Materials, Springer 2004

CO's- PO's & PSO's MAPPING

	PO1	PO2	PO3	PO4	PO5	PO6	PO7	PO8	PO9	PO 10	PO 11	PO 12	PSO 1	PSO 2	PSO 3
C01	2	2	2	3								2	1	2	
C02	3	1	2	2								2	2	2	1
C03	3	2	1	2								2	2	2	

CO4	3	1		2							2	2	2	2
CO5	3	2	2	2							2	2	2	1
Avg	2.8	1.6	1.7	2.2							2	1.8	2	1.3

OMR352

HYDRAULICS AND PNEUMATICS

L T P C

3 0 0 3

COURSE OBJECTIVES:

- To knowledge on fluid power principles and working of hydraulic pumps
- To obtain the knowledge in hydraulic actuators and control components
- To understand the basics in hydraulic circuits and systems
- To obtain the knowledge in pneumatic and electro pneumatic systems
- To apply the concepts to solve the trouble shooting

UNIT I FLUID POWER PRINCIPLES AND HYDRAULIC PUMPS 9

Introduction to Fluid power – Advantages and Applications – Fluid power systems – Types of fluids - Properties of fluids and selection – Basics of Hydraulics – Pascal's Law – Principles of flow - Friction loss – Work, Power and Torque Problems, Sources of Hydraulic power : Pumping Theory – Pump Classification – Construction, Working, Design, Advantages, Disadvantages, Performance, Selection criteria of Linear and Rotary – Fixed and Variable displacement pumps – Problems.

UNIT II HYDRAULIC ACTUATORS AND CONTROL COMPONENTS 9

Hydraulic Actuators: Cylinders – Types and construction, Application, Hydraulic cushioning – Hydraulic motors - Control Components : Direction Control, Flow control and pressure control valves – Types, Construction and Operation – Servo and Proportional valves – Applications – Accessories : Reservoirs, Pressure Switches – Applications – Fluid Power ANSI Symbols – Problems.

UNIT III HYDRAULIC CIRCUITS AND SYSTEMS 9

Accumulators, Intensifiers, Industrial hydraulic circuits – Regenerative, Pump Unloading, Double Pump, Pressure Intensifier, Air-over oil, Sequence, Reciprocation, Synchronization, Fail-Safe, Speed Control, Hydrostatic transmission, Electro hydraulic circuits, Mechanical hydraulic servo systems.

UNIT IV PNEUMATIC AND ELECTRO PNEUMATIC SYSTEMS 9

Properties of air – Perfect Gas Laws – Compressor – Filters, Regulator, Lubricator, Muffler, Air control Valves, Quick Exhaust Valves, Pneumatic actuators, Design of Pneumatic circuit – Cascade method – Electro Pneumatic System – Elements – Ladder diagram – Problems, Introduction to fluidics and pneumatic logic circuits

UNIT V TROUBLE SHOOTING AND APPLICATIONS 9

Installation, Selection, Maintenance, Trouble Shooting and Remedies in Hydraulic and Pneumatic systems, Design of hydraulic circuits for Drilling, Planning, Shaping, Surface grinding, Press and Forklift applications. Design of Pneumatic circuits for Pick and Place applications and tool handling in CNC Machine tools – Low cost Automation – Hydraulic and Pneumatic power packs.

TOTAL: 45 PERIODS**COURSE OUTCOMES**

Upon successful completion of the course, students should be able to:

CO1: Analyze the methods in fluid power principles and working of hydraulic pumps

CO2: Recognize the concepts in hydraulic actuators and control components

CO3: Obtain the knowledge in basics of hydraulic circuits and systems

CO4: Know about the basics concept in pneumatic and electro pneumatic systems

CO5: Apply the concepts to solve the trouble shooting hydraulic and pneumatics

TEXT BOOKS

1. Anthony Esposito, "Fluid Power with Applications", Prentice Hall, 2009.
2. James A. Sullivan, "Fluid Power Theory and Applications", Fourth Edition, Prentice Hall, 1997.

REFERENCES

1. Shanmugasundaram.K, "Hydraulic and Pneumatic Controls". Chand & Co, 2006.
2. Majumdar, S.R., "Oil Hydraulics Systems – Principles and Maintenance", Tata McG Raw Hill, 2001.
3. Majumdar, S.R., "Pneumatic Systems – Principles and Maintenance", Tata McGRaw Hill, 2007.
4. Dudley, A. Pease and John J Pippenger, "Basic Fluid Power", Prentice Hall, 1987
5. Srinivasan. R, "Hydraulic and Pneumatic Controls", Vijay Nicole Imprints, 2008
6. Joshi.P, Pneumatic Control", Wiley India, 2008.
7. Jagadeesha T, "Pneumatics Concepts, Design and Applications ", Universities Press, 2015.

CO's- PO's & PSO's MAPPING

COs/POs & PSOs	POs												PSOs		
	1	2	3	4	5	6	7	8	9	10	11	12	1	2	3
CO1	3	2	1		2	2						1	2	2	1
CO2	3	2	1		2	2						1	2	2	1
CO3	3	2	1		2	2						1	2	2	1
CO4	3	2	1		2	2						1	2	2	1
CO5	3	2	1		2	2						1	2	2	1
CO/PO & PSO Average	3	2	1		2	2						1	2	2	1

1 – Slight, 2 – Moderate, 3 – Substantial

OMR353

SENSORS

**L T P C
3 0 0 3**

COURSE OBJECTIVES:

- To learn the various types of sensors, transducers, sensor output signal types, calibration techniques, formulation of system equation and its characteristics.
- To understand basic working principle, construction, Application and characteristics of displacement, speed and ranging sensors.
- To understand and analyze the working principle, construction, application and characteristics of force, magnetic and heading sensors.
- To learn and analyze the working principle, construction, application and characteristics of optical, pressure, temperature and other sensors.
- To familiarize students with different signal conditioning circuits design and data acquisition system.

UNIT I SENSOR CLASSIFICATION, CHARACTERISTICS AND SIGNAL TYPES 9

Basics of Measurement – Classification of Errors – Error Analysis – Static and Dynamic Characteristics of Transducers – Performance Measures of Sensors – Classification of Sensors – Sensor Calibration Techniques – Sensor Outputs - Signal Types - Analog and Digital Signals, PWM and PPM.

UNIT II DISPLACEMENT, PROXIMITY AND RANGING SENSORS 9

Displacement Sensors – Brush Encoders - Potentiometers, Resolver, Encoders – Optical, Magnetic, Inductive, Capacitive, LVDT – RVDT – Synchro – Microsyn, Accelerometer – Range Sensors - Ultrasonic Ranging - Reflective Beacons - Laser Range Sensor (LIDAR) – GPS - RF Beacons.

UNIT III FORCE, MAGNETIC AND HEADING SENSORS 9

Strain Gage – Types, Working, Advantage, Limitation, and Applications: Load Measurement – Force and Torque Measurement - Magnetic Sensors – Types, Principle, Advantage, Limitation, and Applications - Magneto Resistive – Hall Effect, Eddy Current Sensor - Heading Sensors – Compass, Gyroscope and Inclinometers.

UNIT IV OPTICAL, PRESSURE, TEMPERATURE AND OTHER SENSORS 9

Photo Conductive Cell, Photo Voltaic, Photo Resistive, LDR – Fiber Optic Sensors – Pressure – Diaphragm – Bellows - Piezoelectric - Piezo-resistive - Acoustic, Temperature – IC, Thermistor, RTD, Thermocouple – Non Contact Sensor - Chemical Sensors - MEMS Sensors - Smart Sensors.

UNIT V SIGNAL CONDITIONING 9

Need for Signal Conditioning – Resistive, Inductive and Capacitive Bridges for Measurement - DC and AC Signal Conditioning - Voltage, Current, Power and Instrumentation Amplifiers – Filter and Isolation Circuits – Fundamentals of Data Acquisition System

TOTAL: 45 PERIODS

COURSE OUTCOMES

Upon successful completion of the course, students should be able to:

- CO1:** Understand various sensor effects, sensor characteristics, signal types, calibration methods and obtain transfer function and empirical relation of sensors. They can also analyze the sensor response.
- CO2:** Analyze and select suitable sensor for displacement, proximity and range measurement.
- CO3:** Analyze and select suitable sensor for force, magnetic field, speed, position and direction measurement.
- CO4:** Analyze and Select suitable sensor for light detection, pressure and temperature measurement and also familiar with other miniaturized smart sensors.
- CO5:** Select and design suitable signal conditioning circuit with proper compensation and linearizing element based on sensor output signal.

TEXT BOOKS

1. Bolton W., “Mechatronics”, Pearson Education, 6th Edition, 2015.
2. Ramesh S Gaonkar, “Microprocessor Architecture, Programming, and Applications with the 8085”, Penram International Publishing Private Limited, 6th Edition, 2013.

REFERENCES

1. Bradley D.A., Dawson D., Buru N.C. and Loader A.J., “Mechatronics”, Chapman and Hall, 1993.
2. Davis G. Alciatore and Michael B. Histan, “Introduction to Mechatronics and Measurement systems”, McGraw Hill Education, 2011.
3. Devadas Shetty and Richard A. Kolk, “Mechatronics Systems Design”, Cengage Learning, 2010.
4. Nitaigour Premchand Mahalik, “Mechatronics Principles, Concepts and Applications”, McGraw Hill Education, 2015.
5. Smaili. A and Mrad. F, “Mechatronics Integrated Technologies for Intelligent Machines”, Oxford University Press, 2007.

CO's- PO's & PSO's MAPPING

COs/POs & PSOs	POs												PSOs		
	1	2	3	4	5	6	7	8	9	10	11	12	1	2	3
CO1	3	3	2								1	2	3	2	1
CO2	3	3	2	1	1	1					1	2	3	2	1
CO3	3	3	2	1	1	1					1	2	3	2	1
CO4	3	3	2	1	1	1					1	2	3	2	1
CO5	3	3	2	1	1	1					1	2	3	2	1
CO/PO & PSO Average	3	3	2	0.8	0.8	0.8					0.8	2	3	2	1

1 – Slight, 2 – Moderate, 3 – Substantial

ORA352**CONCEPTS IN MOBILE ROBOTS****L T P C****3 0 0 3****COURSE OBJECTIVES**

- To introduce mobile robotic technology and its types in detail.
- To learn the kinematics of wheeled and legged robot.
- To familiarize the intelligence into the mobile robots using various sensors.
- To acquaint the localization strategies and mapping technique for mobile robot.
- To aware the collaborative mobile robotics in task planning, navigation and intelligence.

UNIT I INTRODUCTION TO MOBILE ROBOTICS**9**

Introduction – Locomotion of the Robots – Key Issues on Locomotion – Legged Mobile Robots – Configurations and Stability – Wheeled Mobile Robots – Design Space and Mobility Issues – Unmanned Aerial and Underwater Vehicles

UNIT II KINEMATICS**9**

Kinematic Models – Representation of Robot – Forward Kinematics – Wheel and Robot Constraints – Degree of Mobility and Steerability – **Manoeuvrability** – Workspace – Degrees of Freedom – Path and Trajectory Considerations – Motion Controls - Holonomic Robots

UNIT III PERCEPTION**9**

Sensor for Mobile Robots – Classification and Performance Characterization – Wheel/Motor Sensors – Heading Sensors - Ground-Based Beacons - Active Ranging - Motion/Speed Sensors – Camera - Visual Appearance based Feature Extraction.

UNIT IV LOCALIZATION**9**

Localization Based Navigation Versus Programmed Solutions - Map Representation - Continuous Representations - Decomposition Strategies - Probabilistic Map-Based Localization - Landmark-Based Navigation - Globally Unique Localization - Positioning Beacon Systems - Route-Based Localization - Autonomous Map Building - Simultaneous Localization and Mapping (SLAM).

UNIT V PLANNING, NAVIGATION AND COLLABORATIVE ROBOTS**9**

Introduction - Competences for Navigation: Planning and Reacting - Path Planning - Obstacle Avoidance - Navigation Architectures - Control Localization - Techniques for Decomposition - Case Studies – Collaborative Robots – Swarm Robots.

TOTAL: 45 PERIODS**COURSE OUTCOMES:**

Upon completion of this course, the students will be able to:

CO1: Evaluate the appropriate mobile robots for the desired application.

CO2: Create the kinematics for given wheeled and legged robot.

CO3: Analyse the sensors for the intelligence of mobile robotics.

CO4: Create the localization strategies and mapping technique for mobile robot.

CO5: Create the collaborative mobile robotics for planning, navigation and intelligence for desired applications.

TEXTBOOK

1. Roland Siegwart and IllahR.Nourbakish, "Introduction to Autonomous Mobile Robots" MIT Press, Cambridge, 2004.

REFERENCES:

1. Dragomir N. Nenchev, Atsushi Konno, Teppei Tsujita, "Humanoid Robots: Modelling and Control", Butterworth-Heinemann, 2018
2. Mohanta Jagadish Chandra, "Introduction to Mobile Robots Navigation", LAP Lambert Academic Publishing, 2015.
3. Peter Corke, "Robotics, Vision and Control", Springer, 2017.
4. Ulrich Nehmzow, "Mobile Robotics: A Practical Introduction", Springer, 2003.
5. Xiao Qi Chen, Y.Q. Chen and J.G. Chase, "Mobile Robots - State of the Art in Land, Sea, Air, and Collaborative Missions", Intec Press, 2009.
6. Alonzo Kelly, Mobile Robotics: Mathematics, Models, and Methods, Cambridge University Press, 2013, ISBN: 978-1107031159.

MV3501

MARINE PROPULSION

L T P C
3 0 0 3

COURSE OBJECTIVES:

- To impart knowledge on basics of propulsion system and ship dynamic movements
- To educate them on basic layout and propulsion equipment's
- To impart basic knowledge on performance of the ship
- To impart basic knowledge on Ship propeller and its types
- To impart knowledge on ship rudder and its types

UNIT I BASICS SHIP PROPULSION SYSTEM AND EQUIPMENTS

9

law of floatation - Basics principle of propulsion- Earlier methods of propulsion- ship propulsion machinery- boiler, Marine steam engine, diesel engine, ship power transmission system, ship dynamic structure, Marine propulsion equipment - shaft tunnel, Intermediate shaft and bearing, stern tube, stern tube sealing etc. degree of freedom, Modern propelling methods- water jet propulsion , screw propulsion.

UNIT II SHIPS MOVEMENTS AND SHIP STABILIZATION

9

Thrust augmented devices, Ship hull, modern ship propulsion design, bow thruster – Advantages, various methods to stabilize the ship- passive and active stabilizer, fin stabilizer, bilge keel - stabilizing and securing ship in port- effect of tides on ship – effect of river water and sea water sailing vessel, Load line and load line of marking- draught markings.

UNIT III SHIPS SPEED AND ITS PERFORMANCE

9

Ship propulsion factors, factors affecting ships speed, various velocities of ship, hull drag, effects of fouling on ships hull, ship wake, relation between powers, Fuel consumption of ship, cavitations - effects of cavitation's, ship turning radius.

UNIT IV BASICS OF PROPELLER

9

Propeller dimension, Propeller and its types – fixed propeller, control pitch propeller, kort nozzle, ducted propeller, voith schneider, Parts of propeller, 3 blade - 5 blade - 6 blade propellers and its advantages, propeller boss hub, crown nut, propeller skew, pitch of propeller - Thrust creation by propeller. Propeller Material – Propeller balancing- static and dynamic.

UNIT V BASICS OF RUDDER

9

Rudder dimension, Area of rudder and its design, Rudder arrangements, Rudder fittings- Rudder pintle - Rudder types- Balanced rudder, semi balanced rudder, Spade rudder, merits and demerits of various types of rudders, Propeller and rudder interaction, Rudder stopper, movement of rudders, Basic construction of Rudder

TOTAL: 45 PERIODS

COURSE OUTCOMES:

Upon successful completion of the course, students should be able to:

CO1: Explain the basics of propulsion system and ship dynamic movements

CO2: Familiarize with various components assisting ship stabilization.

CO3: Demonstrate the performance of the ship.

CO4: Classify the Propeller and its types, Materials etc.

CO5: Categories the Rudder and its types, design criteria of rudder.

TEXT BOOKS:

1. GP. Ghose, "Basic Ship propulsion", 2015
2. E.A. Stokoe "Reeds Ship construction for marine engineers", Vol. 5, 2010
3. E.A. Stokoe, "Reeds Naval architecture for the marine engineers", 4th Edition, 2009

REFERENCES:

1. DJ Eysers and GJ Bruse, "Ship Construction", 7th Edition, 2006.
2. KJ Rawson and EC Tupper, "Basic Ship theory I" Vol. 1, 5th Edition, 2001.

CO's- PO's & PSO's MAPPING

CO	PO												PSO			
	PO 1	PO 2	PO 3	PO 4	PO 5	PO 6	PO 7	PO8	PO 9	PO 10	PO 11	PO 12	PS O1	PS O2	PS O3	PS O4
1	1	1	1	1	1						1	1		1		1
2	1	1	1											1		1
3	1			1	1				1	1	1		1	1		1
4	1		1	1										1		1
5	1		1	1										1		1
Avg	5/5= 1	2/2= 1	4/4= 1	4/4= 1	2/2= =1				1/1= =1	1/1= 1	2/2= =1	1/1= 1	1/1=1	5/5= =1		5/5= 1

OMV351

MARINE MERCHANT VESSELS

**LT P C
3 0 0 3**

COURSE OBJECTIVES:

At the end of the course, students are expected to acquire

- Knowledge on basics of Hydrostatics
- Familiarization on types of merchant ships
- Knowledge on Shipbuilding Materials
- Knowledge on marine propeller and rudder
- Awareness on governing bodies in shipping industry

UNIT I INTRODUCTION to HYDROSTATICS

9

Archimedes Principle- Laws of floatation– Meta centre – stability of floating and submerged bodies- Density, relative density - Displacement –Pressure –centre of pressure.

UNIT II TYPES OF SHIP

10

General cargo ship - Refrigerated cargo ships - Container ships - Roll-on Roll-off ships – Oil tankers- Bulk carriers - Liquefied Natural Gas carriers - Liquefied Petroleum Gas carriers - Chemical tankers - Passenger ships

UNIT III SHIPBUILDING MATERIALS

9

Types of Steels used in Shipbuilding - High tensile steels, Corrosion resistant steels, Steel sandwich panels, Steel castings, Steel forgings - Other shipbuilding materials, Aluminium alloys, Aluminium alloy sandwich panels, Fire protection especially for Aluminium Alloys, Fiber Reinforced Composites

UNIT IV MARINE PROPELLER AND RUDDER 8
Types of rudder, construction of Rudder-Types of Propeller, Propeller material-Cavitations and its effects on propeller

UNIT V GOVERNING BODIES FOR SHIPPING INDUSTRY 9
Role of **IMO** (International Maritime Organization), **SOLAS** (International Convention for the Safety of Life at Sea), **MARPOL** (International Convention for the Prevention of Pollution from Ships) , **MLC** (Maritime Labour Convention), **STCW 2010** (International Convention on Standards of Training, Certification and Watch keeping for Seafarers), Classification societies Administration authorities

TOTAL: 45 PERIODS

COURSE OUTCOMES:

Upon completion of this course, students would

- CO1** Acquire Knowledge on floatation of ships
- CO2** Acquire Knowledge on features of various ships
- CO3** Acquire Knowledge of Shipbuilding Materials
- CO4** Acquire Knowledge to identify the different types of marine propeller and rudder
- CO5** Understand the Roles and responsibilities of governing bodies

TEXT BOOKS:

1. D.J.Eyres, "Ship Constructions", Seventh Edition, Butter Worth Heinemann Publishing, USA,2015
2. Dr.DA Taylor, "Merchant Ship Naval Architecture" I. Mar EST publications, 2006
3. EA Stokoe, E.A, "Naval Architecture for Marine Engineers", Vol.4, Reeds Publications,2000

REFERENCES:

1. Kemp & Young "Ship Construction Sketches & Notes", Butter Worth Heinemann Publishing,USA, 2011
2. MARPOL Consolidated Edition , Bhandakar Publications, 2018
3. SOLAS Consolidated Edition , Bhandakar Publications, 2016

OMV352

ELEMENTS OF MARINE ENGINEERING

L T P C
3 0 0 3

COURSE OBJECTIVES:

At the end of the course, students are expected to

- Understand the role of Marine machinery systems
- Be familiar with Marine propulsion machinery system
- Acquaint with Marine Auxiliary machinery system
- Have acquired basics of Marine Auxiliary boiler system
- Be aware of ship propellers and steering system

UNIT I ELEMENTARY KNOWLEDGE ON MARINE MACHINERY SYSTEMS 9
Marine Engineering Terminologies, Parts of Ship, Introduction to Machinery systems on board ships – Propulsion Machinery system, Electricity Generator system, Steering gear system, Air compressors & Air reservoirs, Fuel oil and Lubricating Oil Purifiers, Marine Boiler systems

UNIT II MARINE PROPULSION MACHINERY SYSTEM 9

Two stroke Large Marine slow speed Diesel Engine – General Construction, Basic knowledge of Air starting and reversing mechanism, Cylinder lubrication oil system, Main lubricating oil system and cooling water system

UNIT III MARINE AUXILIARY MACHINERY SYSTEM 9

Four stroke medium speed Diesel engine – General Construction, Inline, V-type arrangement of engine, Difference between slow speed and medium speed engines – advantages, limitations and applications

UNIT IV MARINE BOILER SYSTEM 9

Types of Boiler – Difference between Water tube boiler and Fire tube boiler, Need for boiler on board ships, Uses of steam, Advantages of using steam as working medium, Boiler mountings and accessories – importance of mountings, need for accessories

UNIT V SHIP PROPELLERS AND STEERING MECHANISM 9

Importance of Propellor and Steering gear, Types of propellers - Fixed pitch propellers, Controllable pitch propellers, Water jet propellers, Steering gear systems - 2-Ram and 4 Ram steering gear, Electric steering gear

TOTAL: 45 PERIODS

COURSE OUTCOMES:

At the end of the course, students should able to,

- CO1** Distinguish the role of various marine machinery systems
- CO2** Relate the components of marine propulsion machinery system
- CO3** Explain the importance of marine auxiliary machinery system
- CO4** Acquire knowledge of marine boiler system
- CO5** Understand the importance of ship propellers and steering system

TEXT BOOKS:

1. Taylor, "Introduction to Marine engineering", Revised Second Edition, Butterworth Heinemann, London, 2011
2. J.K.Dhar, "Basic Marine Engineering", Tenth Edition, G-Maritime Publications, Mumbai, 2011
3. K.Ramaraj, "Text book on Marine Engineering", Eswar Press, Chennai, 2018

REFERENCES:

1. Alan L.Rowen, "Introduction to Practical Marine Engineering, Volume 1&2, The Institute of Marine Engineers (India), Mumbai, 2006
2. A.S.Tambwekar, "Naval Architecture and Ship Construction", The Institute of Marine Engineers (India), Mumbai, 2015

CRA332

DRONE TECHNOLOGIES

**L T P C
3 0 0 3**

COURSE OBJECTIVES:

- To understand the basics of drone concepts
- To learn and understand the fundamentals of design, fabrication and programming of drone
- To impart the knowledge of an flying and operation of drone
- To know about the various applications of drone
- To understand the safety risks and guidelines of fly safely

UNIT I INTRODUCTION TO DRONE TECHNOLOGY

9

Drone Concept - Vocabulary Terminology- History of drone - Types of current generation of drones based on their method of propulsion- Drone technology impact on the businesses- Drone business through entrepreneurship- Opportunities/applications for entrepreneurship and employability

UNIT II DRONE DESIGN, FABRICATION AND PROGRAMMING 9

Classifications of the UAV -Overview of the main drone parts- Technical characteristics of the parts -Function of the component parts -Assembling a drone- The energy sources- Level of autonomy- Drones configurations -The methods of programming drone- Download program -Install program on computer- Running Programs- Multi rotor stabilization- Flight modes -Wi-Fi connection.

UNIT III DRONE FLYING AND OPERATION 9

Concept of operation for drone -Flight modes- Operate a small drone in a controlled environment- Drone controls Flight operations –management tool –Sensors-Onboard storage capacity - Removable storage devices- Linked mobile devices and applications

UNIT IV DRONE COMMERCIAL APPLICATIONS 9

Choosing a drone based on the application -Drones in the insurance sector- Drones in delivering mail, parcels and other cargo- Drones in agriculture- Drones in inspection of transmission lines and power distribution -Drones in filming and panoramic picturing

UNIT V FUTURE DRONES AND SAFETY 9

The safety risks- Guidelines to fly safely -Specific aviation regulation and standardization- Drone license- Miniaturization of drones- Increasing autonomy of drones -The use of drones in swarms

TOTAL: 45 PERIODS

COURSE OUTCOMES

Upon successful completion of the course, students should be able to:

CO1: Know about a various type of drone technology, drone fabrication and programming.

CO2: Execute the suitable operating procedures for functioning a drone

CO3: Select appropriate sensors and actuators for Drones

CO4: Develop a drone mechanism for specific applications

CO5: Create the programs for various drones

TEXT BOOKS

1. Daniel Tal and John Altschuld, “Drone Technology in Architecture, Engineering and Construction: A Strategic Guide to Unmanned Aerial Vehicle Operation and Implementation”, 2021 John Wiley & Sons, Inc.
2. Terry Kilby and Belinda Kilby, “Make:Getting Started with Drones “,Maker Media, Inc, 2016

REFERENCES

1. John Baichtal, “Building Your Own Drones: A Beginners' Guide to Drones, UAVs, and ROVs”, Que Publishing, 2016
2. Završnik, “Drones and Unmanned Aerial Systems: Legal and Social Implications for Security and Surveillance”, Springer, 2018.

CO’s- PO’s & PSO’s MAPPING

COs/Pos&P SOs	POs												PSOs		
	1	2	3	4	5	6	7	8	9	10	11	12	1	2	3
CO1	1	2	3	1	3	2						1	2	1	3
CO2	1	2	3	1	3	2						1	2	1	3
CO3	1	2	3	1	3	2						1	2	1	3
CO4	1	2	3	1	3	2						1	2	1	3
CO5	1	2	3	1	3	2						1	2	1	3
CO/PO & PSO Average	1	2	3	1	3	2						1	2	1	3
1 – Slight, 2 – Moderate, 3 – Substantial															

OGI352

GEOGRAPHICAL INFORMATION SYSTEM

L T P C

3 0 0 3

COURSE OBJECTIVE:

- To impart the knowledge on basic components, data preparation and implementation of Geographical Information System.

UNIT I FUNDAMENTALS OF GIS**9**

Introduction to GIS - Basic spatial concepts - Coordinate Systems - GIS and Information Systems – Definitions – History of GIS - Components of a GIS – Hardware, Software, Data, People, Methods – Proprietary and open source Software - Types of data – Spatial, Attribute data- types of attributes – scales/ levels of measurements.

UNIT II SPATIAL DATA MODELS**9**

Database Structures – Relational, Object Oriented – Entities – ER diagram - data models - conceptual, logical and physical models - spatial data models – Raster Data Structures – Raster Data Compression - Vector Data Structures - Raster vs Vector Models- TIN and GRID data models.

UNIT III DATA INPUT AND TOPOLOGY**9**

Scanner - Raster Data Input – Raster Data File Formats – Georeferencing – Vector Data Input – Digitizer – Datum Projection and reprojection -Coordinate Transformation – Topology - Adjacency, connectivity and containment – Topological Consistency – Non topological file formats - Attribute Data linking – Linking External Databases – GPS Data Integration

UNIT IV DATA QUALITY AND STANDARDS**9**

Data quality - Basic aspects - completeness, logical consistency, positional accuracy, temporal accuracy, thematic accuracy and lineage – Metadata – GIS Standards –Interoperability - OGC - Spatial Data Infrastructure

UNIT V DATA MANAGEMENT AND OUTPUT**9**

Import/Export – Data Management functions- Raster to Vector and Vector to Raster Conversion - Data Output - Map Compilation – Chart/Graphs – Multimedia – Enterprise Vs. Desktop GIS- distributed GIS.

TOTAL:45 PERIODS**COURSE OUTCOMES:**

- On completion of the course, the student is expected to
- CO1** Have basic idea about the fundamentals of GIS.
- CO2** Understand the types of data models.
- CO3** Get knowledge about data input and topology
- CO4** Gain knowledge on data quality and standards
- CO5** Understand data management functions and data output

TEXTBOOKS:

- Kang - Tsung Chang, Introduction to Geographic Information Systems, McGraw Hill Publishing, 2nd Edition, 2011.
- Ian Heywood, Sarah Cornelius, Steve Carver, Srinivasa Raju, "An Introduction Geographical Information Systems, Pearson Education, 2nd Edition,2007.

REFERENCE:

- Lo. C. P., Albert K.W. Yeung, Concepts and Techniques of Geographic Information Systems, Prentice-Hall India Publishers, 2006

CO's- PO's & PSO's MAPPING

PO	Graduate Attribute	Course Outcome					Average
		CO1	CO2	CO3	CO4	CO5	
PO1	Engineering Knowledge	3	3	3	3	3	3
PO2	Problem Analysis				3	3	3
PO3	Design/Development of Solutions			3	3	3	3
PO4	Conduct Investigations of Complex Problems			3	3	3	3
PO5	Modern Tool Usage		3		3	3	3
PO6	The Engineer and Society						
PO 7	Environment and Sustainability						
PO 8	Ethics						
PO 9	Individual and Team Work						
PO10	Communication						
PO11	Project Management and Finance						
PO12	Life-long Learning						
PSO1	Knowledge of Geoinformatics discipline	3	3	3	3	3	3
PSO2	Critical analysis of Geoinformatics Engineering problems and innovations	3	3	3	3	3	3
PSO3	Conceptualization and evaluation of Design solutions	3	3	3	3	3	3

OAI352

AGRICULTURE ENTREPRENEURSHIP DEVELOPMENT**L T P C
3 0 0 3****COURSE OBJECTIVES**

- To introduce the importance of Agri-business management, its characteristics and principles
- To impart knowledge on the functional areas of Agri-business like Marketing management, Product pricing methods and Market potential assessment.

UNIT I ENTREPRENEURIAL ENVIRONMENT IN INDIAN CONTEXT**9**

Entrepreneur Development(ED): Concept of entrepreneur and entrepreneurship assessing overall business environment in Indian economy- Entrepreneurial and managerial characteristics- Entrepreneurship development programmers (EDP)-Generation incubation and commercialization of ideas and innovations- Motivation and entrepreneurship development- Globalization and the emerging business entrepreneurial environment.

UNIT II AGRIPRNEURSHIP IN GLOBAL ARENA: LEGAL PERSPECTIVE**9**

Importance of agribusiness in Indian economy - International trade-WTO agreements- Provisions related to agreements in agricultural and food commodities - Agreements on Agriculture (AOA)- Domestic supply, market access, export subsidies agreements on sanitary and phyto-sanitary (SPS) measures, Trade related intellectual property rights (TRIPS).

UNIT III ENTREPRENEURSHIP MANAGEMENT: FINANCIAL PERSPECTIVE**9**

Entrepreneurship - Essence of managerial Knowledge -Management functions- Planning-organizing-Directing-Motivation-ordering-leading-supervision- communication and control- Understanding Financial Aspects of Business - Importance of financial statements-liquidity ratios-leverage ratios, coverage ratios-turnover ratios-Profitability ratios. Agro-based industries-Project-

Project cycle-Project appraisal and evaluation techniques-undiscounted measures-Payback period-proceeds per rupee of outlay, Discounted measures-Net Present Value (NPV)-Benefit-Cost Ratio(BCR)-Internal Rate of Return(IRR)-Net benefit investment ratio(N/K ratio)-sensitivity analysis.

UNIT IV ENTREPRENEURIAL OPPORTUNITIES: ECONOMIC GROWTH PERSPECTIVE

9

Managing an enterprise: Importance of planning, budgeting, monitoring evaluation and follow-up managing competition. Role of ED in economic development of a country- Overview of Indian social, political system and their implications for decision making by individual entrepreneurs- Economic system and its implication for decision making by individual entrepreneurs.

UNIT V ENTREPRENEURIAL PROMOTION MEASURES AND GOVERNMENT SUPPORT

9

Social responsibility of business. Morals and ethics in enterprise management- SWOT analysis-Government schemes and incentives for promotions of entrepreneurship. Government policy on small and medium enterprises (SMEs)/SSIs/MSME sectors- Venture capital (VC), contract framing (CF) and Joint Venture (JV), public-private partnerships (PPP) - overview of agricultural engineering industry, characteristics of Indian farm machinery industry.

TOTAL: 45 PERIODS

COURSE OUTCOMES

- CO1** Judge about agricultural finance, banking and cooperation
- CO2** Evaluate basic concepts, principles and functions of financial management
- CO3** Improve the skills on basic banking and insurance schemes available to customers
- CO4** Analyze various financial data for efficient farm management
- CO5** Identify the financial institutions

TEXT BOOKS

1. Joseph L. Massie, 1995, "Essentials of Management", prentice Hall of India Pvt limited, New Delhi
2. Khanka S, 1999, Entrepreneurial Development, S, Chand and Co, New Delhi
3. Mohanty S K, 2007, Fundamentals of Entrepreneurship, Prentice Hall India, New Delhi.

REFERENCES

1. Harih S B, Conner U J and Schwab G D, 1981, Management of the Farm Business, Prentice Hall Inc, New Jersey
2. Omri Ralins, N.1980, Introduction to Agricultural: Prentice Hall Inc, New Jersey
3. Gittenger Price, 1989, Economic Analysis of Agricultural project, John Hopkins University, Press, London.
4. Thomas W Zimmer and Norman M Scarborough, 1996, Entrepreneurship, Prentice Hall, New Jersey.
5. Mar J Dollinger, 1999, Entrepreneurship strategies and resources, Prentice –Hall, Upper Saddal Rover, New Jersey.

CO's- PO's & PSO's MAPPING

PO/PSO		CO1	CO2	CO3	CO4	CO5	Overall correlation of COs with POs
PO1	Engineering Knowledge	1	2	1	1	1	2
PO2	Problem Analysis	2	1	1	1	2	1
PO3	Design/ Development of Solutions	1	1	1	2	1	2
PO4	Conduct Investigations of Complex Problems	1	1	2	1	1	1

PO5	Modern Tool Usage	2	1	1	1	1	2
PO6	The Engineer and Society	1	2	1	2	1	1
PO7	Environment and sustainability	1	1	2	1	1	1
PO8	Ethics	1	2	1	1	1	1
PO9	Individual and team work:	1	1	1	2	1	1
PO10	Communication	1	1	1	1	2	1
PO11	Project management and finance	1	1	2	1	1	1
PO12	Life-long learning:	1	2	1	1	1	2
PSO1	To make expertise in design and engineering problem solving approach in agriculture with proper knowledge and skill	1	2	1	1	1	1
PSO2	To enhance students ability to formulate solutions to real-world problems pertaining to sustained agricultural productivity using modern technologies.	1	1	2	1	1	1
PSO3	To inculcate entrepreneurial skills through strong Industry-Institution linkage.	1	2	1	1	2	1

OEN352

BIODIVERSITY CONSERVATION**L T P C****3 0 0 3****COURSE OBJECTIVE:**

- The identification of different aspects of biological diversity and conservation techniques.

UNIT I INTRODUCTION**9**

Concept of Species, Variation; Introduction to Major Plant Groups; Evolutionary relationships between Plant Groups; Nomenclature and History of plant taxonomy; Systems of Classification and their Application; Study of Plant Groups; Study of Identification Characters; Study of important families of Angiosperms; Plant Diversity Application.

UNIT II INTRODUCTION TO ANIMAL DIVERSITY AND TAXONOMY**9**

Principles and Rules of Taxonomy; ICZN Rules, Animal Study Techniques; Concepts of Taxon, Categories, Holotype, Paratype, Topotype etc; Classification of Animal kingdom, Invertebrates, Vertebrates, Evolutionary relationships between Animal Groups.

UNIT III MICROBIAL DIVERSITY**9**

Microbes and Earth History, Magnitude, Occurrence and Distribution. Concept of Species, Criteria for Classification, Outline Classification of Microorganisms (Bacteria, Viruses and Protozoa); Criteria for Classification and Identification of Fungi; Chemical and Biochemical Methods of Microbial Diversity Analysis

UNIT IV MEGA DIVERSITY**9**

Biodiversity Hot-spots, Floristic and Faunal Regions in India and World; IUCN Red List; Factors affecting Diversity, Impact of Exotic Species and Human Disturbance on Diversity, Dispersal, Diversity-Stability Relationship; Socio- economic Issues of Biodiversity; Sustainable Utilization of Bioresources; National Movements and International Convention/Treaties on Biodiversity.

UNIT V CONSERVATIONS OF BIODIVERSITY**9**

In-Situ Conservation- National parks, Wildlife sanctuaries, Biosphere reserves; Ex-situ conservation- Gene bank, Cryopreservation, Tissue culture bank; Long term captive breeding, Botanical gardens, Animal Translocation, Zoological Gardens; Concept of Keystone Species, Endangered Species, Threatened Species, Rare Species, Extinct Species

TOTAL: 45 PERIODS

TEXT BOOKS:

1. A textbook of Botany: Angiosperms- Taxonomy, Anatomy, Economic Botany & Embryology. S. Chand, Limited, Pandey, B. P. January 2001
2. Principles of Systematic Zoology, Mcgraw-Hill College, Ashlock, P.D., Latest Edition.
3. Microbiology, MacGraw Hill Companies Inc, Prescott, L.M., Harley, J.P., and Klein D.A. (2022).
4. Microbiology, Pearson Publisher, Gerard J. Tortora, Berdell R. Funke, Christine L. Case, 13th Edition 2019

REFERENCES:

1. Ecological Census Technique: A Handbook, Cambridge University Press, Sutherland, W.
2. Encyclopedia of Biodiversity, Academic Press, Simonson Asher Levin.

COURSE OUTCOMES

Upon successful completion of this course, students will:

- CO1:** An insight into the structure and function of diversity for ecosystem stability.
- CO2:** Understand the concept of animal diversity and taxonomy
- CO3:** Understand socio-economic issues pertaining to biodiversity
- CO4:** An understanding of biodiversity in community resource management.
- CO5:** Student can apply fundamental knowledge of biodiversity conservation to solve problems associated with infrastructure development.

CO's- PO's & PSO's MAPPING

CO's	PO's												PSO's		
	1	2	3	4	5	6	7	8	9	10	11	12	1	2	3
1		2						2		2			2	2	
2		2		2	2	2							3	2	
3				2		2							3	2	3
4	3	2			2			2	2	2	2		3	2	3
5		2	3	2			1					1		2	
Avg.	3	2	3	2	2	2	1	2	2	2	2	1	3	2	3

1.low, 2-medium, 3-high, '-'- no correlation

Note: The average value of this course to be used for program articulation matrix.

OEE353

INTRODUCTION TO CONTROL SYSTEMS

L T P C

3 0 0 3

COURSE OBJECTIVES

- To impart knowledge on various representations of systems.
- To familiarize time response analysis of LTI systems and steady state error.
- To analyze the frequency responses and stability of the systems
- To analyze the stability of linear systems in frequency domain and time domain
- To develop linear models mainly state variable model and transfer function model

UNIT I MATHEMATICAL MODELS OF PHYSICAL SYSTEMS

9

Definition & classification of system – terminology & structure of feedback control theory – Analogous systems - Physical system representation by Differential equations – Block diagram reduction–Signal flow graphs.

UNIT II TIME RESPONSE ANALYSIS & ROOTLOCUS TECHNIQUE

9

Standard test signals – Steady state error & error constants – Time Response of I and II order system–Root locus–Rules for sketching root loci.

UNIT III FREQUENCY RESPONSE ANALYSIS 9

Correlation between Time & Frequency response – Polar plots – Bode Plots – Determination of Transfer Function from Bode plot.

UNIT IV STABILITY CONCEPTS & ANALYSIS 9

Concept of stability – Necessary condition – RH criterion – Relative stability – Nyquist stability criterion – Stability from Bode plot – Relative stability from Nyquist & Bode – Closed loop frequency response.

UNIT V STATE VARIABLE ANALYSIS 9

Concept of state – State Variable & State Model – State models for linear & continuous time systems–Solution of state & output equation–controllability & observability.

TOTAL : 45 PERIODS

COURSE OUTCOMES:

Ability to

CO1: Design the basic mathematical model of physical System.

CO2: Analyze the time response analysis and techniques.

CO3: Analyze the transfer function from different plots.

CO4: Apply the stability concept in various criterion.

CO5: Assess the state models for linear and continuous Systems.

TEXTBOOKS

1. Farid Golnarghi , Benjamin C. Kuo, Automatic Control Systems Paper back McGraw Hill Education, 2018.
2. Katsuhiko Ogata, 'Modern Control Engineering', Pearson, 5th Edition 2015.
3. J. Nagrath and M. Gopal, Control Systems Engineering (Multi Colour Edition), New Age International, 2018.

REFERENCES

1. Richard C. Dorf and Robert H. Bishop, Modern Control Systems, Pearson Education, 2010.
2. Control System Dynamics" by Robert Clark, Cambridge University Press, 1996 USA.
3. John J. D'Azzo, Constantine H. Houpis and Stuart N. Sheldon, Linear Control System Analysis and Design, 5th Edition, CRC PRESS, 2003.
4. S. Palani, Control System Engineering, McGraw-Hill Education Private Limited, 2009.
5. Yaduvir Singh and S. Janardhanan, Modern Control, Cengage Learning, First Impression 2010.

CO's- PO's & PSO's MAPPING

	PO1	PO2	PO3	PO4	PO5	PO6	PO7	PO8	PO9	PO10	PO11	PO12	PSO1	PSO2	PSO3
CO1	3	3	3	2	2							2	3	3	3
CO2	3	3	2	3	1								3	3	3
CO3	3	3	3	2	2								3	3	3
CO4	3	3	3	2	2							2	3	3	3
CO5	3	3	3	1	1							1	3	3	3
													3	3	3

OEI354 INTRODUCTION TO INDUSTRIAL AUTOMATION SYSTEMS

**LT P C
3 0 03**

COURSE OBJECTIVES:

- To educate on design of signal conditioning circuits for various applications.

- To Introduce signal transmission techniques and their design.
- Study of components used in data acquisition systems interface techniques
- To educate on the components used in distributed control systems
- To introduce the communication buses used in automation industries.

UNIT I INTRODUCTION 9

Automation overview, Requirement of automation systems, Architecture of Industrial Automation system, Introduction of PLC and supervisory control and data acquisition (SCADA). Industrial bus systems : Modbus & Profibus

UNIT II AUTOMATION COMPONENTS 9

Sensors for temperature, pressure, force, displacement, speed, flow, level, humidity and pH measurement. Actuators, process control valves, power electronics devices DIAC, TRIAC, power MOSFET and IGBT. Introduction of DC and AC servo drives for motion control.

UNIT III COMPUTER AIDED MEASUREMENT AND CONTROL SYSTEMS 9

Role of computers in measurement and control, Elements of computer aided measurement and control, man-machine interface, computer aided process control hardware, process related interfaces, Communication and networking, Industrial communication systems, Data transfer techniques, Computer aided process control software, Computer based data acquisition system, Internet of things (IoT) for plant automation.

UNIT IV PROGRAMMABLE LOGIC CONTROLLERS 9

Programmable controllers, Programmable logic controllers, Analog digital input and output modules, PLC programming, Ladder diagram, Sequential flow chart, PLC Communication and networking, PLC selection, PLC Installation, Advantage of using PLC for Industrial automation, Application of PLC to process control industries.

UNIT V DISTRIBUTED CONTROL SYSTEM 9

Overview of DCS, DCS software configuration, DCS communication, DCS Supervisory Computer Tasks, DCS integration with PLC and Computers, Features of DCS, Advantages of DCS.

TOTAL:45 PERIODS

SKILL DEVELOPMENT ACTIVITIES (Group Seminar/Mini Project/Assignment/Content Preparation / Quiz/ Surprise Test / Solving GATE questions/ etc)

5

1. Market survey of the recent PLCs and comparison of their features.
2. Summarize the PLC standards
3. Familiarization of any one programming language (Ladder diagram/ Sequential Function Chart/ Function Block Diagram/ Equivalent open source software)
4. Market survey of Industrial Data Networks.

COURSE OUTCOMES:

Students able to

- CO1** Design a signal conditioning circuits for various application (L3).
CO2 Acquire a detail knowledge on data acquisition system interface and DCS system (L2).
CO3 Understand the basics and Importance of communication buses in applied automation Engineering (L2).
CO4 Ability to design PLC Programmes by Applying Timer/Counter and Arithmetic and Logic Instructions Studied for Ladder Logic and Function Block.(L3)
CO5 Able to develop a PLC logic for a specific application on real world problem. (L5)

TEXT BOOKS:

1. S.K.Singh, "Industrial Instrumentation", Tata Mcgraw Hill, 2nd edition companies, 2003.
2. C D Johnson, "Process Control Instrumentation Technology", Prentice Hall India, 8th Edition, 2006.
3. E.A.Parr, Newnes ,NewDelhi,"Industrial Control Handbook",3rd Edition, 2000.

REFERENCES:

1. John W. Webb and Ronald A. Reis, "Programmable Logic Controllers: Principles and Applications", 5th Edition, Prentice Hall Inc., New Jersey, 2003.
2. Frank D. Petruzella, "Programmable Logic Controllers", 5th Edition, McGraw- Hill, New York, 2016.
3. Krishna Kant, "Computer - Based Industrial Control", 2nd Edition, Prentice Hall, New Delhi, 2011.
4. Gary Dunning, Thomson Delmar, "Programmable Logic Controller", CeneageLearning, 3 rd Edition, 2005.

List of Open Source Software/ Learning website:

1. <https://archive.nptel.ac.in/courses/108/105/108105062/>
2. <https://nptel.ac.in/courses/108105063>
3. <https://www.electrical4u.com/industrial-automation/>
4. <https://realpars.com/what-is-industrial-automation/>
5. <https://automationforum.co/what-is-industrial-automation-2/>

CO's- PO's & PSO's MAPPING

CO's	PO's												PSO's		
	1	2	3	4	5	6	7	8	9	10	11	12	1	2	3
CO1	3	2	2	2	1	1	-	1	-	1	-	1	1	-	1
CO2	3	1	1	-	1	-	-	1	-	1	-	-	1	-	1
CO3	3	-	1	-	1	-	-	1	-	1	-	-	1	-	1
CO4	3	3	3	3	1			1		1			1		1
CO5	3	3	3	3	1	1		1		1			1		1
AVg.	3	2.25	2	2.6	1	1	-	1	-	1	-	-	1	-	1

OCH353

ENERGY TECHNOLOGY**L T P C**
3 0 0 3**UNIT I INTRODUCTION****8**

Units of energy, conversion factors, general classification of energy, world energy resources and energy consumption, Indian energy resources and energy consumption, energy crisis, energy alternatives, Renewable and non-renewable energy sources and their availability. Prospects of Renewable energy sources

UNIT II CONVENTIONAL ENERGY**8**

Conventional energy resources, Thermal, hydel and nuclear reactors, thermal, hydel and nuclear power plants, efficiency, merits and demerits of the above power plants, combustion processes, fluidized bed combustion.

UNIT III NON-CONVENTIONAL ENERGY**10**

Solar energy, solar thermal systems, flat plate collectors, focusing collectors, solar water heating, solar cooling, solar distillation, solar refrigeration, solar dryers, solar pond, solar thermal power generation, solar energy application in India, energy plantations. Wind energy, types of windmills, types of wind rotors, Darrieus rotor and Gravian rotor, wind electric power generation, wind power in India, economics of wind farm, ocean wave energy conversion, ocean thermal energy conversion, tidal energy conversion, geothermal energy.

UNIT IV BIOMASS ENERGY**10**

Biomass energy resources, thermo-chemical and biochemical methods of biomass conversion, combustion, gasification, pyrolysis, biogas production, ethanol, fuel cells, alkaline fuel cell, phosphoric acid fuel cell, molten carbonate fuel cell, solid oxide fuel cell, solid polymer electrolyte fuel cell, magneto hydrodynamic power generation, energy storage routes like thermal energy storage, chemical, mechanical storage and electrical storage.

UNIT V ENERGY CONSERVATION

9

Energy conservation in chemical process plants, energy audit, energy saving in heat exchangers, distillation columns, dryers, ovens and furnaces and boilers, steam economy in chemical plants, energy conservation.

TOTAL : 45 PERIODS

COURSE OUTCOMES:

On completion of the course, the students will be able to

CO1: Students will be able to describe the fundamentals and main characteristics of renewable energy sources and their differences compared to fossil fuels.

CO2: Students will excel as professionals in the various fields of energy engineering

CO3: Compare different renewable energy technologies and choose the most appropriate based on local conditions.

CO4: Explain the technological basis for harnessing renewable energy sources.

CO5: Identify and critically evaluate current developments and emerging trends within the field of renewable energy technologies and to develop in-depth technical understanding of energy problems at an advanced level.

TEXT BOOKS

1. Rao, S. and Parulekar, B.B., Energy Technology, Khanna Publishers, 2005.
2. Rai, G.D., Non-conventional Energy Sources, Khanna Publishers, New Delhi, 1984.
3. Bansal, N.K., Kleeman, M. and Meliss, M., Renewable Energy Sources and Conversion Technology, Tata McGraw Hill, 1990.
4. Nagpal, G.R., Power Plant Engineering, Khanna Publishers, 2008.

REFERENCES

1. Nejat Vezirog, Alternate Energy Sources, IT, McGraw Hill, New York.
2. El. Wakil, Power Plant Technology, Tata McGraw Hill, New York, 2002.
3. Sukhatme. S.P., Solar Energy - Thermal Collection and Storage, Tata McGraw hill, New Delhi, 1981.

CO's- PO's & PSO's MAPPING

Course Outcomes	Statements	Program Outcomes														
		PO 1	PO 2	PO 3	PO 4	PO 5	PO 6	PO 7	PO 8	PO 9	PO 10	PO 11	PO 12	PS O1	PS O2	PS O3
CO1	Students will be able to describe the fundamentals and main characteristics of renewable energy sources and their differences compared to fossil fuels.	2	3	2	3	3	-	-	-	1	1	-	3	1	1	3
CO2	Students will excel as professionals in the various fields of energy engineering	2	3	1	3	3	-	-	-	1	1	-	3	2	1	3
CO3	Compare different renewable energy technologies and choose the most appropriate based on local conditions.	2	2	2	3	3	1	1	-	1	1	-	3	2	1	3

CO4	Explain the technological basis for harnessing renewable energy sources.	2	2	1	3	3	1	1	1	1	-	1	3	1	1	3
CO5	Identify and critically evaluate current developments and emerging trends within the field of renewable energy technologies and to develop in-depth technical understanding of energy problems at an advanced level	2	2	1	3	3	1	1	1	1	-	1	3	2	1	3
OVERALL CO		2	2	1	3	3	2	2	1	1	1	1	3	2	1	3

1, 2 and 3 are correlation levels with weightings as Slight (Low), Moderate (Medium) and Substantial (High) respectively

OCH354

SURFACE SCIENCE

L T P C
3 0 0 3

COURSE OBJECTIVE:

- To enable the students to analyze properties of a surfaces and correlate them to structure, chemistry, and physics and surface modification technique.

UNIT I SURFACE STRUCTURE AND EXPERIMENTAL PROBES 9

Relevance of surface science to Chemical and Electrochemical Engineering, Heterogeneous Catalysis and Nanoscience; Surface structure and reconstructions, adsorbate structure, Band and Vibrational structure, Importance of UHV techniques, Electronic probes and molecular beams, Scanning probes and diffraction, Qualitative introduction to electronic and vibrational spectroscopy

UNIT II ADSORPTION, DYNAMICS, THERMODYNAMICS AND KINETICS AT SURFACES 9

Interactions at the surface, Physisorption, Chemisorption, Diffusion, dynamics and reactions of atoms/molecules on surfaces, Generic reaction mechanism on surfaces, Adsorption isotherms, Kinetics of adsorption, Use of temperature desorption methods

UNIT III LIQUID INTERFACES 9

Structure and Thermodynamics of liquid-solid interface, Self-assembled monolayers, Electrified interfaces, Charge transfer at the liquid-solid interfaces, Photoelectrochemical processes, Gratzel cells

UNIT IV HETEROGENEOUS CATALYSIS 9

Characterization of heterogeneous catalytic processes, Microscopic kinetics to catalysis, Overview of important heterogeneous catalytic processes: Haber-Bosch, Fischer-Tropsch and Automotive catalysis, Role of promoters and poisons, Bimetallic surfaces, surface functionalization and clusters in catalysis, Role of Sabatier principle in catalyst design, Rate oscillations and spatiotemporal pattern formation

UNIT V EPITAXIAL GROWTH AND NANO SURFACE-STRUCTURES 9

Origin of surface forces, Role of stress and strain in epitaxial growth, Energetic and growth modes, Nucleation theory, Nonequilibrium growth modes, MBE, CVD and ablation techniques, Catalytic growth of nanotubes, Etching of surfaces, Formation of nanopillars and nanorods and its application in photoelectrochemical processes, Polymer surfaces and biointerfaces.

TOTAL: 45 PERIODS

COURSE OUTCOME:

- Upon completion of this course, the students can understand, predict and design surface properties based on surface structure. Students would understand the physics and chemistry behind surface phenomena

TEXT BOOK:

1. K. W. Kolasinski, "Surface Science: Foundations of catalysis and nanoscience" II Edition, John Wiley & Sons, New York, 2008.

REFERENCE:

1. Gabor A. Somorjai and Yimin Li "Introduction to Surface Chemistry and catalysis", II Edition John Wiley & Sons, New York, 2010.

OFD354**FUNDAMENTALS OF FOOD ENGINEERING****L T P C
3 0 0 3****COURSE OBJECTIVES**

The course aims to

- acquaint and equip the students with different techniques of measurement of engineering properties.
- make the students understand the nature of food constituents in the design of processing equipment

UNIT I**9**

Engineering properties of food materials: physical, thermal, aerodynamic, mechanical, optical and electromagnetic properties.

UNIT II**9**

Drying and dehydration: Basic drying theory, heat and mass transfer in drying, drying rate curves, calculation of drying times, dryer efficiencies; classification and selection of dryers; tray, vacuum, osmotic, fluidized bed, pneumatic, rotary, tunnel, trough, bin, belt, microwave, IR, heat pump and freeze dryers; dryers for liquid: Drum or roller dryer, spray dryer and foammat dryers

UNIT III**9**

Size reduction: Benefits, classification, determination and designation of the fineness of ground material, sieve/screen analysis, principle and mechanisms of comminution of food, Rittinger's, Kick's and Bond's equations, work index, energy utilization; Size reduction equipment: Principal types, crushers (jaw crushers, gyratory, smooth roll), hammer mills and impactors, attrition mills, buhr mill, tumbling mills, ultra fine grinders, fluid jet pulverizer, colloid mill, cutting machines (slicing, dicing, shredding, pulping)

UNIT IV**9**

Mixing: theory of solids mixing, criteria of mixer effectiveness and mixing indices, rate of mixing, theory of liquid mixing, power requirement for liquids mixing; Mixing equipment: Mixers for low- or medium-viscosity liquids (paddle agitators, impeller agitators, powder-liquid contacting devices, other mixers), mixers for high viscosity liquids and pastes, mixers for dry powders and particulate solids.

UNIT V**9**

Mechanical Separations: Theory, centrifugation, liquid-liquid centrifugation, liquid-solid centrifugation, clarifiers, desludging and decanting machine, Filtration: Theory of filtration, rate of filtration, pressure drop during filtration, applications, constant-rate filtration and constant-pressure filtration, derivation of equation; Filtration equipment; plate and frame filter press, rotary filters, centrifugal filters and air filters, filter aids, Membrane separation: General considerations, materials for membrane construction, ultra-filtration, microfiltration, concentration, polarization, processing variables, membrane fouling, applications of ultra-filtration in food processing, reverse osmosis,

mode of operation, and applications; Membrane separation methods, demineralization by electro-dialysis, gel filtration, ion exchange, per-evaporation and osmotic dehydration.

TOTAL: 45 PERIODS

COURSE OUTCOMES:

At the end of the course the students will be able to

CO1 understand the importance of food polymers

CO2 understand the effect of various methods of processing on the structure and texture of food materials

CO3 understand the interaction of food constituents with respect to thermal, electrical properties to develop new technologies for processing and preservation.

TEXTBOOKS:

1. R.L. Earle. 2004. Unit Operations in Food Processing. The New Zealand Institute of Food Science & Technology, Nz. Warren L. McCabe, Julian Smith, Peter Harriott. 2004.
2. Unit Operations of Chemical Engineering, 7th Ed. McGraw-Hill, Inc., NY, USA. Christie John Geankoplis. 2003.
3. Transport Processes and Separation Process Principles (Includes Unit Operations), 4th Ed. Prentice-Hall, NY, USA.
4. George D. Saravacos and Athanasios E. Kostaropoulos. 2002. Handbook of Food Processing Equipment. Springer Science+Business Media, New York, USA.
5. J. F. Richardson, J. H. Harker and J. R. Backhurst. 2002. Coulson & Richardson's Chemical Engineering, Vol. 2, Particle Technology and Separation Processes, 5th Ed.

OFD355

FOOD SAFETY AND QUALITY REGULATIONS

**L T P C
3 0 0 3**

COURSE OBJECTIVES:

- To characterize different type of food hazards, physical, chemical and biological in the industry and food service establishments
- To help become skilled in systems for food safety surveillance
- To be aware of the regulatory and statutory bodies in India and the world
- To ensure processed food meets global standards

UNIT I

10

Introduction to food safety and security: Hygienic design of food plants and equipments, Food Contaminants (Microbial, Chemical, Physical), Food Adulteration (Common adulterants), Food Additives (functional role, safety issues), Food Packaging & labeling. Sanitation in warehousing, storage, shipping, receiving, containers and packaging materials. Control of rats, rodents, mice, birds, insects and microbes. Cleaning and Disinfection, ISO 22000 – Importance and Implementation

UNIT II

8

Food quality: Various Quality attributes of food, Instrumental, chemical and microbial Quality control. Sensory evaluation of food and statistical analysis. Water quality and other utilities.

UNIT III

9

Critical Quality control point in different stages of production including raw materials and processing materials. Food Quality and Quality control including the HACCP system. Food inspection and Food Law, Risk assessment – microbial risk assessment, dose response and exposure response modelling, risk management, implementation of food surveillance system to monitor food safety, risk communication

UNIT IV

9

Indian and global regulations: FAO in India, Technical Cooperation programmes, Bio-security in Food and Agriculture, World Health Organization (WHO), World Animal Health Organization (OIE), International Plant Protection Convention (IPPC)

UNIT V**9**

Codex Alimentarius Commission - Codex India – Role of Codex Contact point, National Codex contact point (NCCP), National Codex Committee of India – ToR, Functions, Shadow Committees etc.

TOTAL: 45 PERIODS**COURSE OUTCOMES:**

CO1 Thorough Knowledge of food hazards, physical, chemical and biological in the industry and food service establishments

CO2 Awareness on regulatory and statutory bodies in India and the world

REFERENCES:

1. Handbook of food toxicology by S. S. Deshpande, 2002
2. The food safety information handbook by Cynthia A. Robert, 2009
3. Nutritional and safety aspects of food processing by Tannenbaum SR, Marcel Dekker Inc., New York 1979
4. Microbiological safety of Food by Hobbs BC, 1973
5. Food Safety Handbook by Ronald H. Schmidt, Gary E. Rodrick, A John Wiley & Sons Publication, 2003

OPY353**NUTRACEUTICALS****L T P C
3 0 0 3****COURSE OBJECTIVES:**

- To understand the basic concepts of Nutraceuticals and functional food, their chemical nature and methods of extraction.
- To understand the role of Nutraceuticals and functional food in health and disease.

UNIT I INTRODUCTION AND SIGNIFICANCE**6**

Introduction to Nutraceuticals and functional foods; importance, history, definition, classification, list of functional foods and their benefits, Phytochemicals, zoochemicals and microbes in food, plants, animals and microbes.

UNIT II PHYTOCHEMICALS AS NUTRACEUTICALS**11**

Phytoestrogens in plants; isoflavones; flavonols, polyphenols, tannins, saponins, lignans, lycopene, chitin, carotenoids. Manufacturing practice of selected nutraceuticals such as lycopene, isoflavonoids, glucosamine, phytosterols. Formulation of functional foods containing nutraceuticals - stability, analytical and labelling issues.

UNIT III ASSESSMENT OF ANTIOXIDANT ACTIVITY**11**

In vitro and in vivo methods for the assessment of antioxidant activity, Comparison of different *in vitro* methods to evaluate the antioxidant, antioxidant mechanism, Prediction of the antioxidant activity of natural phenolics from electrotopological state indices, Optimising phytochemical release by process technology; Variation of Antioxidant Activity during technological treatments, new food grade peptidases from plant sources.

UNIT IV ROLE IN HEALTH AND DISEASE**11**

The health benefit of - Soy protein, Spirulina, Tea, Olive oil, plant sterols, Broccoli, omega3 fatty acid and eicosanoids. Nutraceuticals and Functional foods in Gastrointestinal disorder, Cancer, CVD, Diabetic Mellitus, HIV and Dental disease; Importance and function of probiotic, prebiotic and synbiotic and their applications, Functional foods and immune competence; role and use in obesity and nervous system disorders.

UNIT V SAFETY ISSUES**6**

Health Claims, Adverse effects and toxicity of nutraceuticals, regulations and safety issues International and national.

TOTAL: 45 PERIODS**TEXT BOOKS:**

1. Bisset, Normal Grainger and Max Wich H "Herbal Drugs and Phytopharmaceuticals", 2nd Edition, CRC, 2001.
2. Handbook of Nutraceuticals and Functional Foods: Robert Wildman, CRC, Publications. 2006
3. WEBB, PP, Dietary Supplements and Functional Foods Blackwell Publishing Ltd (United Kingdom), 2006
4. Ikan, Raphael "Natural Products: A Laboratory Guide", 2nd Edition, Academic Press /Elsevier, 2005.

REFERENCES:

1. Asian Functional Foods (Nutraceutical Science and Technology) by John Shi (Editor), Fereidoon Shahidi (Editor), Chi-Tang Ho (Editor), CRC Publications, Taylor & Francis, 2007
2. Functional Foods and Nutraceuticals in Cancer Prevention by Ronald Ross Watson (Author), Blackwell Publishing, 2007
3. Marketing Nutrition: Soy, Functional Foods, Biotechnology, and Obesity by Brian Wansink.
4. Functional foods: Concept to Product: Edited by G R Gibson and C M Williams, Wood head Publ., 2000
5. Hanson, James R. "Natural Products: The Secondary Metabolites", Royal Society of Chemistry, 2003.

COURSE OUTCOMES

- CO1** acquire knowledge about the Nutraceuticals and functional foods, their classification and benefits.
- CO2** acquire knowledge of phytochemicals, zoochemicals and microbes in food, plants, animals and microbes
- CO3** attain the knowledge of the manufacturing practices of selected nutraceutical components and formulation considerations of functional foods.
- CO4** distinguish the various *In vitro* and *In vivo* assessment of Antioxidant activity of compounds from plant sources.
- CO5** gain information about the health benefits of various functional foods and nutraceuticals in the prevention and treatment of various lifestyle diseases.
- CO6** Attain the knowledge of the regulatory and safety issues of nutraceuticals at national and international level.

CO's- PO's & PSO's MAPPING

Course outcome	PO 1	PO 2	PO 3	PO 4	PO 5	PO 6	PO 7	PO 8	PO 9	PO 10	PO 11	PO 12
CO 1	3											1
CO 2	3											1
CO 3	3					2						
CO 4	3											
CO 5	3					2						1
CO 6	3							2				1

COURSE OBJECTIVE:

- To enable the students to learn about the basics of Pretreatment, dyeing, printing and machinery in textile processing.

UNIT I INTRODUCTION 9
Impurities present in different fibres, Inspection of grey goods and lot preparation. Shearing,

UNIT II PRE TREATMENT 9
Desizing-Objective of Desizing- types of Desizing- Objective of Scouring- Mechanism of Scouring- Degumming of Silk, Scouring of wool - Bio Scouring. Bleaching -Objective of Bleaching: Bleaching mechanism of Hydrogen Peroxide, Hypo chlorites. Objective of Mercerizing - Physical and Chemical changes of Mercerizing.

UNIT III DYEING 9
Dye - Affinity, Substantively, Reactivity, Exhaustion and Fixation. Classification of dyes. Direct dyes: General properties, principles and method of application on cellulosic materials. Reactive dyes – principles and method of application on cellulosic materials hot brand, cold brand.

UNIT IV PRINTING 9
Definition of printing – Difference between printing and dying- Classification thickeners – Requirements to be good thickener, printing paste Preparation - different styles of printing.

UNIT V MACHINERIES 9
Fabric Processing - winch, jigger and soft flow machines. Beam dyeing machines: Printing -flat bed screen - Rotary screen. Thermo transfer printing machinery. Garment dyeing machines.

TOTAL: 45 PERIODS

COURSE OUTCOMES:

Upon completion of the course, the students will be able to Understand the

- CO1:** Basics of grey fabric
- CO2:** Basics of pre treatment
- CO3:** Concept of Dyeing
- CO4:** Concept of Printing
- CO5:** Machinery in processing industry

TEXT BOOKS:

1. Trotman, E.R., Textile Scouring and Bleaching, Charless Griffins, Com. Ltd., London 1990.
2. Shenai V.A. "Technology of Textile Processing Vol. IV" 1998, Sevak Publications, Mumbai.

REFERENCES:

1. Trotman E. R., "Dyeing and Chemical Technology of Textile Fibres", Charles Griffin & Co. Ltd., U.K., 1984, ISBN : 0 85264 165 6.
2. Dr. N N Mahapatra., "Textile dyeing", Wood head publishing India, 2018
3. Mathews Kolanjikombil., "Dyeing of Textile substrates III –Fibres, Yarns and Knitted fabrics", Wood head publishing India , 2021
4. Bleaching & Mercerizing – BTRA Silver Jubilee Monograph series
5. Chakraborty, J.N, "Fundamentals and Practices in colouration of Textiles", Wood head Publishing India, 2009, ISBN-13:978-81-908001-4-3.

CO's- PO's & PSO's MAPPING

Course Outcomes	Program Outcome															
	Statement	PO 1	PO 2	PO 3	PO 4	PO 5	PO 6	PO 7	PO 8	PO 9	PO 10	PO 11	PO 12	PS O1	PS O2	PS O3
CO1	Classification of fibres and production of	-	-	-	-	-	-	-	2	1	-	1	1	-	1	-

	natural fibres																
CO2	Regenerated and synthetic fibres	-	-	-	-	-	-	-	-	2	1	-	1	1	-	1	-
CO3	Yarn spinning	-	-	-	-	-	-	-	-	2	1	-	1	1	-	1	-
CO4	Weaving	-	-	-	-	-	-	-	-	2	1	-	1	1	-	1	-
CO5	Knitting and nonwoven	-	-	-	-	-	-	-	-	2	1	-	1	1	-	1	-
Overall CO		-	-	-	-	-	-	-	-	2	1	-	1	1	-	1	-

1, 2 and 3 are correlation levels with weightings as Slight (Low), Moderate (Medium) and Substantial (High) respectively

FT3201

FIBRE SCIENCE

**L T P C
3 0 0 3**

COURSE OBJECTIVE

- To enable the students to learn about the types of fibre and its properties

UNIT I INTRODUCTION TO TEXTILE FIBRES 9

Definition of various forms of textile fibres - staple fibre, filament, bicomponent fibres. Classification of Natural and Man-made fibres, essential and desirable properties of Fibres. Production and cultivation of Natural Fibers: Cotton, Silk, Wool -Physical and chemical structure of the above fibres.

UNIT II REGENERATED FIBRES 9

Production Sequence of Regenerated Cellulosic fibres: Viscose Rayon, Acetate rayon – High wet modulus fibres: Modal and Lyocel ,Tencel

UNIT III SYNTHETIC FIBRES 9

Production Sequence of Synthetic Fibers: polymer-Polyester, Nylon, Acrylic and polypropylene. Mineral fibres: fibre glass ,carbon .Introduction to spin finishes and texturization

UNIT IV SPECIALITY FIBRES 9

Properties and end uses of high tenacity and high modulus fibres, high temperature and flame retardant fibres, Chemical resistant fibres

UNIT V FUNCTIONAL SPECIALITY FIBRES 9

Properties and end uses : Fibres for medical application – Biodegradable fibres based on PLA ,Super absorbent fibres elastomeric fibres, ultra-fine fibres, electrospun nano fibres, metallic fibres – Gold and Silver coated.

TOTAL : 45 PERIODS

COURSE OUTCOMES

Upon completion of this course, the student would be able to

CO1 Understand the process sequence of various fibres

CO2 Understand the properties of various fibres

TEXT BOOKS:

- Morton W. E., and Hearle J. W. S., "Physical Properties of Textile Fibres", The Textile Institute,

1. Carr H., and Latham B., "The Technology of Clothing Manufacture", Blackwell Science Ltd., Oxford, 1994.
2. Gerry Cooklin, "Introduction to Clothing Manufacture" Blackwell Science Ltd., 1995. 64
3. Harrison.P.W Garment Dyeing, The Textile Institute Publication, Textile Progress, Vol .19 No.2,1988.

REFERENCES:

1. Winifred Aldrich., "Metric Pattern Cutting", Blackwell Science Ltd., Oxford, 1994
2. Peggall H., "The Complete Dress Maker", Marshall Caverdish, London, 1985
3. Jai Prakash and Gaur R.K., "Sewing Thread", NITRA, 1994
4. Ruth Glock, Grace I. Kunz, "Apparel Manufacturing", Dorling Kindersley Publishing Inc., New Jersey, 1995.
5. Pradip V.Mehta, "An Introduction to Quality Control for the Apparel Industry", J.S.N. Internationals, 1992.

CO's- PO's & PSO's MAPPING

CO's	PO's												PSO's			
	1	2	3	4	5	6	7	8	9	10	11	12	1	2	3	4
1	1	1	1	-	2	-	1	1	-	2	3	1	2	3	1	3
2	2	2	1	1	1	-	1	1	-	2	2	1	2	2	1	2
3	1	1	1	1	1	1	1	1	-	1	2	1	1	3	1	3
4	2	1	1	1	2	2	2	1	1	2	3	1	2	3	1	3
5	2	2	1	1	1	1	2	1	-	2	2	1	2	2	1	2
Avg	1.6	1.2	1	0.8	1.4	0.8	1.4	1	0.2	1.8	2.4	1	1.8	2.6	1	2.6

OPE353

INDUSTRIAL SAFETY

L T P C
3 0 0 3

COURSE OBJECTIVES:

- To educate about the health hazards and the safety measures to be followed in the industrial environment.
- Describe industrial legislations (Factories Acts, Workmen's Compensation and other laws) enacted for the protection of employees health at work settings
- Describe methods of prevention and control of Occupational Health diseases, accidents / emergencies and other hazards

UNIT I INTRODUCTION

9

Need for developing Environment, Health and Safety systems in work places - Accident Case Studies - Status and relationship of Acts - Regulations and Codes of Practice - Role of trade union safety representatives. International initiatives - Ergonomics and work place.

UNIT II OCCUPATIONAL HEALTH AND HYGIENE

9

Definition of the term occupational health and hygiene - Categories of health hazards - Exposure pathways and human responses to hazardous and toxic substances - Advantages and limitations of

environmental monitoring and occupational exposure limits - Hierarchy of control measures for occupational health risks - Role of personal protective equipment and the selection criteria - Effects on humans - control methods and reduction strategies for noise, radiation and excessive stress.

UNIT III WORKPLACE SAFETY AND SAFETY SYSTEMS 9

Features of Satisfactory and Safe design of work premises – good housekeeping - lighting and colour, Ventilation and Heat Control – Electrical Safety – Fire Safety – Safe Systems of work for manual handling operations – Machine guarding – Working at different levels – Process and System Safety.

UNIT IV HAZARDS AND RISK MANAGEMENT 9

Safety appraisal - analysis and control techniques – plant safety inspection – Accident investigation - Analysis and Reporting – Hazard and Risk Management Techniques – major accident hazard control – Onsite and Offsite emergency Plans.

UNIT V ENVIRONMENTAL HEALTH AND SAFETY MANAGEMENT 9

Concept of Environmental Health and Safety Management – Elements of Environmental Health and Safety Management Policy and methods of its effective implementation and review – Elements of Management Principles – Education and Training – Employee Participation.

TOTAL: 45 PERIODS

COURSE OUTCOMES:

After completion of this course, the student is expected to be able to:

CO1 Describe, with example, the common work-related diseases and accidents in occupational setting

CO2 Name essential members of the Occupational Health team

CO3 What roles can a community health practitioners play in an Occupational setting to ensure the protection, promotion and maintenance of the health of the employee

**OPE354 UNIT OPERATIONS IN PETRO CHEMICAL INDUSTRIES L T P C
3 0 0 3**

COURSE OBJECTIVES:

- To impart to the student basic knowledge on fluid mechanics, mechanical operations, heat transfer operations and mass transfer operations.

UNIT I FLUID MECHANICS CONCEPTS 9

Fluid definition and classification of fluids, types of fluids, Rheological behaviour of fluids & Newton's Law of viscosity. Fluid statics-Pascal's law, Hydrostatic equilibrium, Barometric equation and pressure measurement(problems),Basic equations of fluid flow - Continuity equation, Euler's equation and Bernoulli equation; Types of flow - laminar and turbulent; Reynolds experiment; Flow through circular and non-circular conduits - Hagen Poiseuille equation (no derivation). Flow through stagnant fluids – theory of Settling and Sedimentation – Equipment (cyclones, thickeners) Conceptual numericals.

UNIT II FLOW MEASUREMENTS & MECHANICAL OPERATIONS 9

Different types of flow measuring devices (Orifice meter, Venturimeter, Rotameter) with derivations, flow measurements –. Pumps – types of pumps (Centrifugal & Reciprocating pumps), Energy calculations and characteristics of pumps. Size reduction–characteristics of comminute products, sieve analysis, Properties and handling of particulate solids – characterization of solid particles, average particle size, screen analysis- Conceptual numerical of differential and cumulative analysis. Size reduction, crushing laws, working principle of ball mill. Filtration & types, filtration equipments (plate and frame, rotary drum). Conceptual numericals.

UNIT III CONDUCTIVE & CONVECTIVE HEAT TRANSFER 9

Modes of heat transfer; Conduction – steady state heat conduction through unilayer and multilayer walls, cylinders; Insulation, critical thickness of insulation. Convection- Forced and Natural convection, principles of heat transfer co-efficient, log mean temperature difference, individual and overall heat transfer co-efficient, fouling factor; Condensation – film wise and drop wise (no derivation). Heat transfer equipments – double pipe heat exchanger, shell and tube heat exchanger (with working principle and construction with applications).

UNIT IV BASICS OF MASS TRANSFER 9

Diffusion-Fick's law of diffusion. Types of diffusion. Steady state molecular diffusion in fluids at rest and laminar flow (stagnant / unidirection and bi direction). Measurement of diffusivity, Mass transfer coefficients and their correlations. Conceptual numerical.

UNIT V MASS TRANSFER OPERATIONS 9

Basic concepts of Liquid-liquid extraction – equilibrium, stage type extractors (belt extraction and basket extraction). Distillation – Methods of distillation, distillation of binary mixtures using McCabe Thiele method. Drying- drying operations, batch and continuous drying. Conceptual numerical.

TOTAL: 45 PERIODS

COURSE OUTCOMES:

At the end of the course the student will be able to:

CO1 State and describe the nature and properties of the fluids.

CO2 Study the different flow measuring instruments, the principles of various size reductions, conveying equipment's, sedimentation and mixing tanks.

CO3 Comprehend the laws governing the heat and mass transfer operations to solve the problems.

CO4 Design the heat transfer equipment suitable for specific requirement.

TEXTBOOKS

1. Unit operations in Chemical Engineering Warren L. McCabe, Julian C. Smith & Peter Harriot McGraw-Hill Education (India) Edition 2014
2. Fluid Mechanics K L Kumar S Chand & Company Ltd 2008
3. Introduction to Chemical Engineering Badger W.I. and Banchero, J.T., Tata McGraw Hill New York 1997

REFERENCES

1. Principles of Unit Operations Alan S Foust, L.A. Wenzel, C.W. Clump, L. Maus, and L.B. Anderson John Wiley & Sons 2nd edition 2008
2. Unit Operations of Chemical Engineering, Vol I & II Chattopadhyaya Khanna Publishers, Delhi-6 1996
3. Heat Transfer J P Holman McGraw Hill International Ed

OPT352

PLASTIC MATERIALS FOR ENGINEERS

L T P C

3 0 0 3

COURSE OBJECTIVES

- Understand the advantages, disadvantages and general classification of plastic materials
- To know the manufacturing, sources, and applications of engineering thermoplastics
- Understand the basics as well as the advanced applications of various plastic materials in the industry
- To understand the preparation methods of thermosetting materials
- Select suitable specialty plastics for different end applications

UNIT I INTRODUCTION TO PLASTIC MATERIALS 9

Introduction to Plastics – Brief history of plastics, advantages and disadvantages, thermoplastic and thermosetting behavior, amorphous polymers, crystalline polymers and cross-linked structures. General purpose thermoplastics/ Commodity plastics: manufacture, structure, properties and applications of polyethylene (PE), cross-linked PE, chlorinated PE, polypropylene, polyvinyl chloride-compounding, formulation, polypropylene (PP)

UNIT II ENGINEERING THERMOPLASTICS AND APPLICATIONS 9

Engineering thermoplastics – Aliphatic polyamides: structure, properties, manufacture and applications of Nylon 6, Nylon 66. Polyesters: manufacture, structure, properties and uses of PET, PBT. Manufacture, structure, properties and uses of Polycarbonates, acetal resins, polyimides, PMMA, polyphenylene oxide, thermoplastic polyurethane (PU)

UNIT III THERMOSETTING PLASTICS 9

Thermosetting Plastics – Manufacture, curing, moulding powder, laminates, properties and uses of phenol formaldehyde resins, urea formaldehyde, melamine formaldehyde, unsaturated polyester resin, epoxy resin, silicone resins, polyurethane resins.

UNIT IV MISCELLANEOUS PLASTICS FOR END APPLICATIONS 9

Miscellaneous plastics- Manufacture, properties and uses of polystyrene, HIPS, ABS, SAN, poly(tetrafluoroethylene) (PTFE), TFE and copolymers, PVDF, PVA, poly (vinyl acetate), poly (vinyl carbazole), cellulose acetate, PEEK, High energy absorbing polymers, super absorbent polymers- their synthesis, properties and applications

UNIT V PLASTICS MATERIALS FOR BIOMEDICAL APPLICATIONS 9

Sources, raw materials, methods of manufacturing, properties and applications of bio-based polymers- poly lactic acid (PLA), poly hydroxy alkanooates (PHA), PBAT, bioplastics- bio-PE, bio-PP, bio-PET, polymers for biomedical applications

TOTAL: 45 PERIODS**COURSE OUTCOMES**

- CO1** To study the importance, advantages and classification of plastic materials
CO2 Summarize the raw materials, sources, production, properties and applications of various engineering thermoplastics
CO3 To understand the application of polyamides, polyesters and other engineering thermoplastics, thermosetting resins
CO4 Know the manufacture, properties and uses of thermosetting resins based on polyester, epoxy, silicone and PU
CO5 To understand the engineering applications of various polymers in miscellaneous areas and applications of different biopolymers

REFERENCES

1. Marianne Gilbert (Ed.), Brydson's Plastics Materials, 8th Edn., Elsevier (2017).
2. J.A. Brydson, Plastics Materials, 7th Edn., Butterworth Heinemann (1999).
3. Manas Chanda, Salil K. Roy, Plastics Technology Handbook, 4th Edn., CRC press (2006).
4. A. Brent Strong, Plastics: Materials and Processing, 3rd Edn., Pearson Prentice Hall (2006).
5. Olagoke Olabisi, Kolapo Adewale (Eds.), Handbook of Thermoplastics 2nd Edn., CRC press (2016).
6. Charles A. Harper, Modern Plastics Handbook, McGraw-Hill, New York, 1999.
7. H. Dominighaus, Plastics for Engineers, Hanser Publishers, Munich, 1988.

OPT353 PROPERTIES AND TESTING OF PLASTICS L T P C
3 0 0 3

COURSE OBJECTIVES

- To understand the relevance of standards and specifications as well as the specimen preparation for polymer testing.
- To study the mechanical properties and testing of polymer materials and their structural property relationships.
- To understand the thermal properties of polymers and their testing methods.
- To gain knowledge on the electrical and optical properties of polymers and their testing methods.

- To study about the environmental effects and prevent polymer degradation.

UNIT I INTRODUCTION TO CHARACTERIZATION AND TESTING OF POLYMERS 9

Introduction- Standard organizations: BIS, ASTM, ISO, BS, DIN etc. Standards and specifications. Importance of standards in the quality control of polymers and polymer products. Preparation of test pieces, conditioning and test atmospheres. Tests on elastomers: processability parameters of rubbers – plasticity, Mooney viscosity, scorch time, cure time, cure rate index, Processability tests carried out on thermoplastics and thermosets: MFI, cup flow index, gel time, bulk density, bulk factor.

UNIT II MECHANICAL PROPERTIES 9

Mechanical properties: Tensile, compression, flexural, shear, tear strength, hardness, impact strength, resilience, abrasion resistance, creep and stress relaxation, compression set, dynamic fatigue, ageing properties, Basic concepts of stress and strain, short term tests: Viscoelastic behavior (simple models: Kelvin model for creep and stress relaxation, Maxwell-Voigt model, strain recovery and dynamic response), Effect of structure and composition on mechanical properties, Behavior of reinforced polymers

UNIT III THERMAL RHEOLOGICAL PROPERTIES 9

Thermal properties: Transition temperatures, specific heat, thermal conductivity, co-efficient of thermal expansion, heat deflection temperature, Vicat softening point, shrinkage, brittleness temperature, thermal stability and flammability. Product testing: Plastic films, sheeting, pipes, laminates, foams, containers, cables and tubes.

UNIT IV ELECTRICAL AND OPTICAL PROPERTIES 9

Electrical properties: volume and surface resistivity, dielectric strength, dielectric constant and power factor, arc resistance, tracking resistance, dielectric behavior of polymers (dielectric co-efficient, dielectric polarization), dissipation factor and its importance. Optical properties: transparency, refractive index, haze, gloss, clarity, birefringence.

UNIT V ENVIRONMENTAL AND CHEMICAL RESISTANCE 9

Environmental stress crack resistance (ESCR), water absorption, weathering, aging, ozone resistance, permeability and adhesion. Tests for chemical resistance. Acids, alkalies, Flammability tests- oxygen index test.

TOTAL: 45 PERIODS

COURSE OUTCOMES

CO1 Understand the relevance of standards and specifications.

CO2 Summarize the various test methods for evaluating the mechanical properties of the polymers.

CO3 To know the thermal, electrical & optical properties of polymers.

CO4 Identify various techniques used for characterizing polymers.

CO5 Distinguish the processability tests used for thermoplastics, thermosets and elastomers.

REFERENCES

1. F.Majewska, H.Zowall, Handbook of analysis of synthetic polymers and plastics, Ellis Horwood Limited Publisher 1977.
2. J.F.Rabek, Experimental Methods in Polymer Chemistry, John Wiley and Sons 1980.
3. R.P.Brown, Plastic test methods, 2nd Edn., Harlond, Longman Scientific, 1981.
4. A. B. Mathur, I. S. Bharadwaj, Testing and Evaluation of Plastcis, Allied Publishers Pvt. Ltd., New Delhi, 2003.
5. Vishu Shah, Handbook of Plastic Testing Technology, 3rd Edn., John Wiley & Sons 2007.
6. S. K. Nayak, S. N. Yadav, S. Mohanty, Fundamentals of Plastic Testing, Springer, 2010.

OEC353

VLSI DESIGN

L T P C

3 0 0 3

COURSE OBJECTIVES:

- Understand the fundamentals of IC technology components and their characteristics.

- Understand combinational logic circuits and design principles.
- Understand sequential logic circuits and clocking strategies.
- Understand Interconnects and Memory Architecture.
- Understand the design of arithmetic building blocks

UNIT I MOS TRANSISTOR PRINCIPLES

9

MOS logic families (NMOS and CMOS), Ideal and Non Ideal IV Characteristics, CMOS devices. MOS(FET) Transistor DC transfer Characteristics ,small signal analysis of MOSFET.

UNIT II COMBINATIONAL LOGIC CIRCUITS

9

Propagation Delays, stick diagram, Layout diagrams, Examples of combinational logic design, Elmore’s constant, Static Logic Gates, Dynamic Logic Gates, Pass Transistor Logic, Power Dissipation.

UNIT III SEQUENTIAL LOGIC CIRCUITS AND CLOCKING STRATEGIES

9

Static Latches and Registers, Dynamic Latches and Registers, Pipelines, Timing classification of Digital Systems, Synchronous Design, Self-Timed Circuit Design .

UNIT IV INTERCONNECT, MEMORY ARCHITECTURE

9

Interconnect Parameters – Capacitance, Resistance, and Inductance, Logic Implementation using Programmable Devices (ROM, PLA, FPGA), Memory Architecture and Building Blocks.

UNIT V DESIGN OF ARITHMETIC BUILDING BLOCKS

9

Arithmetic Building Blocks: Data Paths, Adders-Ripple Carry Adder, Carry-Bypass Adder, Carry Select Adder, Carry-Look Ahead Adder, Multipliers, Barrel Shifter, power and speed tradeoffs.

TOTAL: 45 PERIODS

COURSE OUTCOMES:

Upon successful completion of the course the student will be able to

CO1: Understand the working principle and characteristics of MOSFET

CO2: Design Combinational Logic Circuits

CO3: Design Sequential Logic Circuits and Clocking systems

CO4: Understand Memory architecture and interconnects

CO5: Design of arithmetic building blocks.

TEXTBOOKS

1. Jan D Rabaey, Anantha Chandrakasan, “Digital Integrated Circuits: A Design Perspective”, PHI, 2016.(Units II, III IV and V).
2. Neil H E Weste, Kamran Eshranghian, “Principles of CMOS VLSI Design: A System Perspective,” Addison Wesley, 2009.(Units - I).

REFERENCES

1. D.A. Hodges and H.G. Jackson, Analysis and Design of Digital Integrated Circuits, International Student Edition, McGraw Hill 1983
2. P. Rashinkar, Paterson and L. Singh, "System-on-a-Chip Verification-Methodology and Techniques", Kluwer Academic Publishers,2001
3. Samiha Mourad and Yervant Zorian, “Principles of Testing Electronic Systems”, Wiley 2000
4. M. Bushnell and V. D. Agarwal, "Essentials of Electronic Testing for Digital, Memory and Mixed-Signal VLSI Circuits", Kluwer Academic Publishers,2000

CO’s- PO’s & PSO’s MAPPING

CO	PO 1	PO 2	PO 3	PO 4	PO 5	PO 6	PO 7	PO 8	PO 9	PO 10	PO 11	PO 12	PS O1	PS O2	PS O3
1	3	3	2	2	1	3	-	-	-	-	2	3	3	3	3
2	3	3	2	2	1	-	-	-	-	-	-	2	3	3	3

3	3	-	3	2	1	2	-	-	-	-	3	2	3	2	3
4	3	3	2	2	2	-	-	-	-	-	-	1	3	3	2
5	2	-	3	2	2	1	-	-	-	-	1	1	3	2	2
Avg	3	3	2	2	1	2	-	-	-	-	2	2	3	3	3

CBM370

WEARABLE DEVICES

L T P C
3 0 0 3**COURSE OBJECTIVES:****The student should be made to:**

- To know the hardware requirement of wearable systems
- To understand the communication and security aspects in the wearable devices
- To know the applications of wearable devices in the field of medicine

UNIT I INTRODUCTION TO WEARABLE SYSTEMS AND SENSORS 9

Wearable Systems- Introduction, Need for Wearable Systems, Drawbacks of Conventional Systems for Wearable Monitoring, Applications of Wearable Systems, Types of Wearable Systems, Components of wearable Systems. Sensors for wearable systems-Inertia movement sensors, Respiration activity sensor, Impedance plethysmography, Wearable ground reaction force sensor.

UNIT II SIGNAL PROCESSING AND ENERGY HARVESTING FOR WEARABLE DEVICES 9

Wearability issues -physical shape and placement of sensor, Technical challenges - sensor design, signal acquisition, sampling frequency for reduced energy consumption, Rejection of irrelevant information. Power Requirements- Solar cell, Vibration based, Thermal based, Human body as a heat source for power generation, Hybrid thermoelectric photovoltaic energy harvests, Thermopiles.

UNIT III WIRELESS HEALTH SYSTEMS 9

Need for wireless monitoring, Definition of Body area network, BAN and Healthcare, Technical Challenges- System security and reliability, BAN Architecture – Introduction, Wireless communication Techniques.

UNIT IV SMART TEXTILE 9

Introduction to smart textile- Passive smart textile, active smart textile. Fabrication Techniques- Conductive Fibres, Treated Conductive Fibres, Conductive Fabrics, Conductive Inks. Case study- smart fabric for monitoring biological parameters - ECG, respiration.

UNIT V APPLICATIONS OF WEARABLE SYSTEMS 9

Medical Diagnostics, Medical Monitoring-Patients with chronic disease, Hospital patients, Elderly patients, neural recording, Gait analysis, Sports Medicine.

TOTAL :45 PERIODS**COURSE OUTCOMES:**

On successful completion of this course, the student will be able to

- CO1:** Describe the concepts of wearable system.
CO2: Explain the energy harvestings in wearable device.
CO3: Use the concepts of BAN in health care.
CO4: Illustrate the concept of smart textile
CO5: Compare the various wearable devices in healthcare system

TEXT BOOKS

1. Annalisa Bonfiglio and Danilo De Rossi, Wearable Monitoring Systems, Springer, 2011
2. Zhang and Yuan-Ting, Wearable Medical Sensors and Systems, Springer, 2013
3. Edward Sazonov and Micheal R Neuman, Wearable Sensors: Fundamentals, Implementation and Applications, Elsevier, 2014
4. Mehmet R. Yuce and Jamil Y. Khan, Wireless Body Area Networks Technology, Implementation applications, Pan Stanford Publishing Pte.Ltd, Singapore, 2012

REFERENCES

1. Sandeep K.S, Gupta, Tridib Mukherjee and Krishna Kumar Venkatasubramanian, Body Area Networks Safety, Security, and Sustainability, Cambridge University Press, 2013.
2. Guang-Zhong Yang, Body Sensor Networks, Springer, 2006.

CO's- PO's & PSO's MAPPING

CO's	PO's												PSO's		
	1	2	3	4	5	6	7	8	9	10	11	12	1	2	3
1	3	2	1	1	2			1					1		1
2	3	2	1	1	2			1					1		1
3	3	2	1	1	2			1					1		1
4	3	2	1	1	2			1					1		1
5	3	2	1	1	2			1					1		1
AVg.															

CBM356**MEDICAL INFORMATICS****L T P C
3 0 0 3****Preamble:**

1. To study the applications of information technology in health care management.
2. This course provides knowledge on resources, devices, and methods required to optimize the acquisition, storage, retrieval, and use of information in health and biomedicine.

UNIT I INTRODUCTION TO MEDICAL INFORMATICS 9

Introduction - Structure of Medical Informatics –Internet and Medicine -Security issues , Computer based medical information retrieval, Hospital management and information system, Functional capabilities of a computerized HIS, Health Informatics – Medical Informatics, Bioinformatics

UNIT II COMPUTERS IN CLINICAL LABORATORY AND MEDICAL IMAGING 9

Automated clinical laboratories-Automated methods in hematology, cytology and histology, Intelligent Laboratory Information System - Computer assisted medical imaging- nuclear medicine, ultrasound imaging, computed X-ray tomography, Radiation therapy and planning, Nuclear Magnetic Resonance.

UNIT III COMPUTERISED PATIENT RECORD 9

Introduction - conventional patient record, Components and functionality of CPR, Development tools, Intranet, CPR in Radiology- Application server provider, Clinical information system, Computerized prescriptions for patients.

UNIT IV COMPUTER ASSISTED MEDICAL DECISION-MAKING 9

Neuro computers and Artificial Neural Networks application, Expert system-General model of CMD, Computer–assisted decision support system-production rule system cognitive model, semantic networks, decisions analysis inclinical medicine-computers in the care of critically ill patients, Computer aids for the handicapped.

UNIT V RECENT TRENDS IN MEDICAL INFORMATICS 9

Virtual reality applications in medicine, Virtual endoscopy, Computer assisted surgery, Surgical simulation, Telemedicine - Tele surgery, Computer assisted patient education and health- Medical education and healthcare information, computer assisted instruction in medicine.

TOTAL : 45 PERIODS**COURSE OUTCOMES:****Upon completion of the course, students will be able to:****CO1** Explain the structure and functional capabilities of Hospital Information System.

- CO2** Describe the need of computers in medical imaging and automated clinical laboratory.
CO3 Articulate the functioning of information storage and retrieval in computerized patient record system.
CO4 Apply the suitable decision support system for automated clinical diagnosis.
CO5 Discuss the application of virtual reality and telehealth technology in medical industry.

TEXT BOOKS:

1. Mohan Bansal, "Medical informatics", Tata McGraw Hill Publishing Ltd, 2003.
2. R.D.Lele, "Computers in medicine progress in medical informatics", Tata Mcgraw Hill, 2005

REFERENCE:

1. Kathryn J. Hannah, Marion J Ball, "Health Informatics", 3rd Edition, Springer, 2006.

CO's- PO's & PSO's MAPPING

CO's	PO's												PSO's		
	1	2	3	4	5	6	7	8	9	10	11	12	1	2	3
1	3	2	1	1	2			1					1	1	1
2	3	2	1	1	2			1					1	1	1
3	3	2	1	1	2			1					1	1	1
4	3	2	1	1	2			1					1	1	1
5	3	2	1	1	2			1					1	1	1
AVg.															

OBT355

BIOTECHNOLOGY FOR WASTE MANAGEMENT

**L T P C
3 0 0 3**

UNIT I BIOLOGICAL TREATMENT PROCESS

9

Fundamentals of biological process - Anaerobic process – Pretreatment methods in anaerobic process – Aerobic process, Anoxic process, Aerobic and anaerobic digestion of organic wastes - Factors affecting process efficiency - Solid state fermentation – Submerged fermentation – Batch and continuous fermentation

UNIT II WASTE BIOMASS AND ITS VALUE ADDITION

9

Types of waste biomass – Solid waste management - Nature of biomass feedstock – Biobased economy/process – Value addition of waste biomass – Biotransformation of biomass – Biotransformation of marine processing wastes – Direct extraction of biochemicals from biomass – Plant biomass for industrial application

UNIT III BIOCONVERSION OF WASTES TO ENERGY

9

Perspective of biofuels from wastes - Bioethanol production – Biohydrogen Production – dark and photofermentative process - Biobutanol production – Biogas and Biomethane production - Single stage anaerobic digestion, Two stage anaerobic digestion - Biodiesel production - Enzymatic hydrolysis technologies

UNIT IV CHEMICALS AND ENZYME PRODUCTION FROM WASTES

9

Production of lactic acid, succinic acid, citric acid – Biopolymer synthesis – Production of Amylases - Lignocellulolytic enzymes - Pectinolytic enzymes - Proteases – Lipases

UNIT V BIOCOMPOSTING OF ORGANIC WASTES

9

Overview of composting process - Benefits of composting, Role of microorganisms in composting - Factors affecting the composting process - Waste Materials for Composting, Fundamentals of composting process - Composting technologies, Composting systems – Nonreactor Composting, Reactor composting - Compost Quality

TOTAL: 45 PERIODS

COURSE OUTCOMES

After completion of this course, the students should be able

- CO1** To learn the various methods biological treatment
- CO2** To know the details of waste biomass and its value addition
- CO3** To develop the bioconversion processes to convert wastes to energy
- CO4** To synthesize the chemicals and enzyme from wastes
- CO5** To produce the biocompost from wastes
- CO6** To apply the theoretical knowledge for the development of value added products

TEXT BOOKS

1. Antoine P. T., (2017) “Biofuels from Food Waste Applications of Saccharification Using Fungal Solid State Fermentation”, CRC press
2. Joseph C A., (2019)“Anaerobic Waste-Wastewater Treatment and Biogas Plants-A Practical Handbook”, CRC Press,

REFERENCES

1. Palmiro P. and Oscar F.D’Urso, (2016) ‘Biotransformation of Agricultural Waste and By-Products’,The Food, Feed, Fibre, Fuel (4F) Economy, Elsevier
2. Kaur Brar S., Gurpreet Singh D. and Carlos R.S., (Eds), (2014)‘Biotransformation of Waste Biomass into High Value Biochemicals’, Springer.
3. Keikhosro K, Editor, (2015) ‘Lignocellulose-Based Bioproducts’, Springer.
4. John P, (2014) ‘Waste Management Practices-Municipal, Hazardous, and Industrial’, Second Edition, CRC Press, 2014

OBT356

LIFESTYLE DISEASES

L T P C
3 0 0 3

UNIT I INTRODUCTION

9

Lifestyle diseases – Definition ; Risk factors – Eating, smoking, drinking, stress, physical activity, illicit drug use ; Obesity, diabetes, cardiovascular diseases, respiratory diseases, cancer; Prevention – Diet and exercise.

UNIT II CANCER

9

Types - Lung cancer, Mouth cancer, Skin cancer, Cervical cancer, Carcinoma oesophagus; Causes Tobacco usage, Diagnosis – Biomarkers, Treatment

UNIT III CARDIOVASCULAR DISEASES

9

Coronary atherosclerosis – Coronary artery disease; Causes -Fat and lipids, Alcohol abuse -- Diagnosis - Electrocardiograph, echocardiograph, Treatment, Exercise and Cardiac rehabilitation

UNIT IV DIABETES AND OBESITY

9

Types of Diabetes mellitus; Blood glucose regulation; Complications of diabetes – Paediatric and adolescent obesity – Weight control and BMI

UNIT V RESPIRATORY DISEASES

9

Chronic lung disease, Asthma, COPD; Causes - Breathing pattern (Nasal vs mouth), Smoking – Diagnosis - Pulmonary function testing

TOTAL: 45 PERIODS**TEXT BOOKS:**

1. R.Kumar&Meenal Kumar, "Guide to Prevention of Lifestyle Diseases", Deep & Deep Publications, 2003
2. Gary Eggar et al, "Lifestyle Medicine", 3rd Edition, Academic Press, 2017

REFERENCES:

1. James M.R, "Lifestyle Medicine", 2nd Edition, CRC Press, 2013
2. Akira Miyazaki et al, "New Frontiers in Lifestyle-Related Disease", Springer, 2008

OBT357**BIOTECHNOLOGY IN HEALTH CARE****L T P C****3 0 0 3****COURSE OBJECTIVES**

The aim of this course is to

- Create higher standard of knowledge on healthcare system and services
- Prioritize advanced technologies for the diagnosis and treatment of various diseases

UNIT I PUBLIC HEALTH**9**

Definition and Concept of Public Health, Historical aspects of Public Health, Changing Concepts of Public Health, Public Health versus Medical Care, Unique Features of Public Health, Determinants of Health (Social, Economic, Cultural, Environmental, Education, Genetics, Food and Nutrition). Indicators of health, Burden of disease, Role of different disciplines in Public Health.

UNIT II CLINICAL DISEASES**9**

Communicable diseases: Chickenpox / Shingles, COVID-19, Tuberculosis, Hepatitis B, Hepatitis C, HIV / AIDS, Influenza, Swine flu. Non Communicable diseases: Diabetes mellitus, atherosclerosis, fatty liver, Obesity, Cancer

UNIT III VACCINOLOGY**9**

History of Vaccinology, conventional approaches to vaccine development, live attenuated and killed vaccines, adjuvants, quality control, preservation and monitoring of microorganisms in seed lot systems. Instruments related to monitoring of temperature, sterilization, environment.

UNIT IV OUTPATIENT & IN PATIENT SERVICES**9**

Radiotherapy, Nuclear medicine, surgical units, OT Medical units, G & Obs. units Pediatric, neonatal units, Critical care units, Physical medicine & Rehabilitation, Neurology, Gastroenterology, Endoscopy, Pulmonology, Cardiology.

UNIT V BASICS OF IMAGING MODALITIES**9**

Diagnostic X-rays - Computer tomography – MRI – Ultrasonography – Endoscopy – Thermography – Different types of biotelemetry systems.

TOTAL: 45 PERIODS**TEXT BOOKS**

1. Joseph J.carr and John M. Brown, Introduction to Biomedical Equipment Technology, John Wiley and sons, New York, 4th Edition, 2012.
2. Thomas M. Devlin.Textbook of Biochemistry with clinical correlations. Wiley Liss Publishers
3. The Vaccine Book (2nd Ed.), Rafi Ahmed, Roy M. Anderson et. al.Editor(s): Barry R. Bloom, PaulHenri Lambert, Academic Press, 2016, Pages xxi-xxiv.

REFERENCES

1. Suh, Sang, Gurupur, Varadraj P., Tanik, Murat M., Health Care Systems, Technology and Techniques, Springer, 1st Edition, 2011
2. Burtis & Ashwood W.B. Tietz Textbook of Clinical chemistry. Saunders Company
3. Levine, M. M. (2004). New Generation Vaccines. New York: M. Dekker

VERTICAL 1: FINTECH AND BLOCK CHAIN

CMG331

FINANCIAL MANAGEMENT

**LT P C
3 0 0 3**

COURSE OBJECTIVES

- To acquire the knowledge of the decision areas in finance.
- To learn the various sources of Finance
- To describe about capital budgeting and cost of capital.
- To discuss on how to construct a robust capital structure and dividend policy
- To develop an understanding of tools on Working Capital Management.

UNIT I INTRODUCTION TO FINANCIAL MANGEMENT 9

Definition and Scope of Finance Functions - Objectives of Financial Management - Profit Maximization and Wealth Maximization- Time Value of money- Risk and return concepts.

UNIT II . SOURCES OF FINANCE 9

Long term sources of Finance -Equity Shares – Debentures - Preferred Stock – Features – Merits and Demerits. Short term sources - Bank Sources, Trade Credit, Overdrafts, Commercial Papers, Certificate of Deposits, Money market mutual funds etc

UNIT III INVESTMENT DECISIONS: 9

Investment Decisions: capital budgeting – Need and Importance – Techniques of Capital Budgeting – Payback -ARR – NPV – IRR –Profitability Index.

Cost of Capital - Cost of Specific Sources of Capital - Equity -Preferred Stock- Debt - Reserves - Concept and measurement of cost of capital - Weighted Average Cost of Capital.

UNIT IV FINANCING AND DIVIDEND DECISION 9

Operating Leverage and Financial Leverage- EBIT-EPS analysis. Capital Structure – determinants of Capital structure- Designing an Optimum capital structure .

Dividend policy - Aspects of dividend policy - practical consideration - forms of dividend policy - - Determinants of Dividend Policy

UNIT V WORKING CAPITAL DECISION 9

Working Capital Management: Working Capital Management - concepts - importance -Determinants of Working capital. Cash Management: Motives for holding cash – Objectives and Strategies of Cash Management. Receivables Management: Objectives - Credit policies.

TOTAL : 45 PERIODS

TEXT BOOKS

1. M.Y. Khan and P.K.Jain Financial management, Text, Tata McGraw Hill
2. M. Pandey Financial Management, Vikas Publishing House Pvt. Ltd

REFERENCES .

1. James C. Vanhorne –Fundamentals of Financial Management– PHI Learning,.
2. Prasanna Chandra, Financial Management,
3. Srivatsava, Mishra, Financial Management, Oxford University Press, 2011

CMG332

FUNDAMENTALS OF INVESTMENT

**LT P C
3 0 0 3**

COURSE OBJECTIVES:

- Describe the investment environment in which investment decisions are taken.
- Explain how to Value bonds and equities
- Explain the various approaches to value securities
- Describe how to create efficient portfolios through diversification
- Discuss the mechanism of investor protection in India.

UNIT I THE INVESTMENT ENVIRONMENT 9

The investment decision process, Types of Investments – Commodities, Real Estate and Financial Assets, the Indian securities market, the market participants and trading of securities, security market indices, sources of financial information, Concept of return and risk, Impact of Taxes and Inflation on return.

UNIT II FIXED INCOME SECURITIES 9

Bond features, types of bonds, estimating bond yields, Bond Valuation types of bond risks, default risk and credit rating.

UNIT III APPROACHES TO EQUITY ANALYSIS 9

Introduction to Fundamental Analysis, Technical Analysis and Efficient Market Hypothesis, dividend capitalisation models, and price-earnings multiple approach to equity valuation.

UNIT IV PORTFOLIO ANALYSIS AND FINANCIAL DERIVATIVES 9

Portfolio and Diversification, Portfolio Risk and Return; Mutual Funds; Introduction to Financial Derivatives; Financial Derivatives Markets in India

UNIT V INVESTOR PROTECTION 9

Role of SEBI and stock exchanges in investor protection; Investor grievances and their redressal system, insider trading, investors' awareness and activism

TOTAL : 45 PERIODS**REFERENCES**

1. Charles P. Jones, Gerald R. Jensen. Investments: analysis and management. Wiley, 14TH Edition, 2019.
2. Chandra, Prasanna. Investment analysis and portfolio management. McGraw-hill education, 5th, Edition, 2017.
3. Rustagi, R. P. Investment Management Theory and Practice. Sultan Chand & Sons, 2021.
4. Zvi Bodie, Alex Kane, Alan J Marcus, Pitabhus Mohanty, Investments, McGraw Hill Education (India), 11 Edition (SIE), 2019

**CMG333 BANKING, FINANCIAL SERVICES AND INSURANCE LT P C
3 0 0 3**

COURSE OBJECTIVES

- Understand the Banking system in India
- Grasp how banks raise their sources and how they deploy it
- Understand the development in banking technology
- Understand the financial services in India
- Understand the insurance Industry in India

UNIT I INTRODUCTION TO INDIAN BANKING SYSTEM 9

Overview of Banking system – Structure – Functions – Banking system in India - Key Regulations in Indian Banking sector – RBI. Relationship between Banker and Customer - Retail & Wholesale Banking – types of Accounts - Opening and operation of Accounts.

UNIT II	MANAGING BANK FUNDS/ PRODUCTS	9
Liquid Assets - Investment in securities - Advances - Loans.Negotiable Instruments – Cheques, Bills of Exchange & Promissory Notes.Designing deposit schemes– Asset and Liability Management – NPA’s – Current issues on NPA’s – M&A’s of banks into securities market		
UNIT III	DEVELOPMENT IN BANKING TECHNOLOGY	9
Payment system in India – paper based – e payment –electronic banking –plastic money – e-money –forecasting of cash demand at ATM’s –The Information Technology Act, 2000 in India – RBI’s Financial Sector Technology vision document – security threats in e-banking & RBI’s Initiative.		
UNIT IV	FINANCIAL SERVICES	9
Introduction – Need for Financial Services – Financial Services Market in India – NBFC — Leasing and Hire Purchase — mutual funds. Venture Capital Financing –Bill discounting –factoring – Merchant Banking		
UNIT V	INSURANCE	9
Insurance –Concept - Need - History of Insurance industry in India. Insurance Act, 1938 –IRDA – Regulations – Life Insurance - Annuities and Unit Linked Policies - Lapse of the Policy – revival – settlement of claim		
		TOTAL : 45 PERIODS
REFERENCES :		
1. Padmalatha Suresh and Justin Paul, “Management of Banking and Financial Services, Pearson, Delhi, 2017.		
2. Meera Sharma, “Management of Financial Institutions – with emphasis on Bank and Risk Management”, PHI Learning Pvt. Ltd., New Delhi 2010		
3. Peter S. Rose and Sylvia C. and Hudgins, “Bank Management and Financial Services”, Tata McGraw Hill, New Delhi, 2017		
CMG334	INTRODUCTION TO BLOCKCHAIN AND ITS APPLICATIONS	L T P C 3 0 0 3
UNIT I	INTRODUCTION TO BLOCKCHAIN	9
Blockchain: The growth of blockchain technology - Distributed systems - The history of blockchain and Bitcoin - Features of a blockchain - Types of blockchain, Consensus: Consensus mechanism - Types of consensus mechanisms - Consensus in blockchain. Decentralization: Decentralization using blockchain - Methods of decentralization - Routes to decentralization- Blockchain and full ecosystem decentralization - Smart contracts - Decentralized Organizations- Platforms for decentralization.		
UNIT II	INTRODUCTION TO CRYPTOCURRENCY	9
Bitcoin – Digital Keys and Addresses – Transactions – Mining – Bitcoin Networks and Payments – Wallets – Alternative Coins – Theoretical Limitations – Bitcoin limitations – Name coin – Prime coin – Zcash – Smart Contracts – Ricardian Contracts- Deploying smart contracts on a blockchain		
UNIT III	ETHEREUM	9
Introduction - The Ethereum network - Components of the Ethereum ecosystem - Transactions and messages - Ether cryptocurrency / tokens (ETC and ETH) - The Ethereum Virtual Machine (EVM), Ethereum Development Environment: Test networks - Setting up a private net - Starting up the private network		
UNIT IV	WEB3 AND HYPERLEDGE	9

Introduction to Web3 – Contract Deployment – POST Requests – Development Frameworks – Hyperledger as a Protocol – The Reference Architecture – Hyperledger Fabric – Distributed Ledger – Corda.

UNIT V EMERGING TRENDS 9
 Kadena – Ripple – Rootstock – Quorum – Tendermint – Scalability – Privacy – Other Challenges – Blockchain Research – Notable Projects – Miscellaneous Tools.

TOTAL : 45 PERIODS

REFERENCE

1. Imran. Bashir. Mastering block chain: Distributed Ledger Technology, Decentralization, and Smart Contracts Explained. Packt Publishing, 2nd Edition, 2018
2. Peter Borovykh , Blockchain Application in Finance, Blockchain Driven, 2nd Edition, 2018
3. ArshdeepBahga, Vijay Madiseti, “Blockchain Applications: A Hands On Approach”, VPT, 2017.

CMG335 FINTECH PERSONAL FINANCE AND PAYMENTS L T P C 3 0 0 3

UNIT I CURRENCY EXCHANGE AND PAYMENT 9
 Understand the concept of Crypto currency- Bitcoin and Applications -Cryptocurrencies and Digital Crypto Wallets -Types of Cryptocurrencies - Cryptocurrencies and Applications, block chain, Artificial Intelligence, machine learning. Fintech users, Individual Payments, RTGS Systems, Immediate Page 54 of 90 Payment Service (IMPS), Unified Payments Interface (UPI).Legal and Regulatory Implications of Crypto currencies, Payment systems and their regulations.Digital Payments Smart Cards, Stored-Value Cards, EC Micropayments, Payment Gateways, Mobile Payments, Digital and Virtual Currencies, Security, Ethical, Legal, Privacy, and Technology Issues

UNIT II DIGITAL FINANCE AND ALTERNATIVE FINANCE 9
 A Brief History of Financial Innovation, Digitization of Financial Services, Crowd funding, Charity and Equity,. Introduction to the concept of Initial Coin Offering

UNIT III INSURETECH 9
 InsurTech Introduction , Business model disruption AI/ML in InsurTech • IoT and InsurTech ,Risk Modeling ,Fraud Detection Processing claims and Underwriting Innovations in Insurance Services

UNIT IV PEER TO PEER LENDING 9
 P2P and Marketplace Lending, New Models and New Products in market place lending P2P Infrastructure and technologies , Concept of Crowdfunding Crowdfunding Architecture and Technology ,P2P and Crowdfunding unicorns and business models , SME/MSME Lending: Unique opportunities and Challenges, Solutions and Innovations

UNIT V REGULATORY ISSUES 9
 FinTech Regulations: Global Regulations and Domestic Regulations, Evolution of RegTech, RegTech Ecosystem: Financial Institutions, RegTech Ecosystem: StartupsRegTech, Startups: Challenges, RegTech Ecosystem: Regulators, Use of AI in regulation and Fraud detection

TOTAL : 45 PERIODS

REFERENCES:

1. Swanson Seth, Fintech for Beginners: Understanding and Utilizing the power of technology, Createspace Independent Publishing Platform,2016.
2. Models AuTanda, Fintech Bigtech And Banks Digitalization and Its Impact On Banking Business, Springer, 2019
3. Henning Diedrich, Ethereum: Blockchains, Digital Assets, Smart Contracts, Decentralized Autonomous Organizations, Wildfire Publishing, 2016

4. Jacob William, FinTech: The Beginner's Guide to Financial Technology, Createspace Independent Publishing Platform, 2016
5. IIBF, Digital Banking, Taxmann Publication, 2016
6. Jacob William, Financial Technology, Create space Independent Pub, 2016
7. Luke Sutton, Financial Technology: Bitcoin & Blockchain, Createspace Independent Pub, 2016

CMG336**INTRODUCTION TO FINTECH****LT P C
3 0 0 3****COURSE OBJECTIVES:**

- To learn about history, importance and evolution of Fintech
- To acquire the knowledge of Fintech in payment industry
- To acquire the knowledge of Fintech in insurance industry
- To learn the Fintech developments around the world
- To know about the future of Fintech

UNIT I INTRODUCTION**9**

Fintech - Definition, History, concept, meaning, architecture, significance, Goals, key areas in Fintech, Importance of Fintech, role of Fintech in economic development, opportunities and challenges in Fintech, Evolution of Fintech in different sectors of the industry - Infrastructure, Banking Industry, Startups and Emerging Markets, recent developments in FinTech, future prospects and potential issues with Fintech.

UNIT II PAYMENT INDUSTRY**9**

FinTech in Payment Industry-Multichannel digital wallets, applications supporting wallets, onboarding and KYC application, FinTech in Lending Industry- Formal lending, Informal lending, P2P lending, POS lending, Online lending, Payday lending, Microfinance, Crowdfunding.

UNIT III INSURANCE INDUSTRY**9**

FinTech in Wealth Management Industry-Financial Advice, Automated investing, Socially responsible investing, Fractional Investing, Social Investing. FinTech in Insurance Industry- P2P insurance, On-Demand Insurance, On-Demand Consultation, Customer engagement through Quote to sell, policy servicing, Claims Management, Investment linked health insurance.

UNIT IV FINTECH AROUND THE GLOBE**9**

FinTech developments - US, Europe and UK, Germany, Sweden, France, China, India, Africa, Australia, New Zealand, Brazil and Middle East, Regulatory and Policy Assessment for Growth of FinTech. FinTech as disruptors, Financial institutions collaborating with FinTech companies, The new financial world.

UNIT V FUTURE OF FINTECH**9**

How emerging technologies will change financial services, the future of financial services, banking on innovation through data, why FinTech banks will rule the world, The FinTech Supermarket, Banks partnering with FinTech start-ups, The rise of BankTech, Fintech impact on Retail Banking, A future without money, Ethics in Fintech.

TOTAL : 45 PERIODS**REFERENCES**

1. Arner D., Barberis J., Buckley R, The evolution of FinTech: a new post crisis paradigm, University of New South Wales Research Series, 2015
2. Susanne Chishti, Janos Barberis, The FINTECH Book: The Financial Technology Handbook for Investors, Entrepreneurs and Visionaries, Wiley Publications, 2016
3. Richard Hayen, FinTech: The Impact and Influence of Financial Technology on Banking and the Finance Industry, 2016

4. Parag Y Arjunwadkar, FinTech: The Technology Driving Disruption in the financial service industry CRC Press, 2018
5. Sanjay Phadke, Fintech Future : The Digital DNA of Finance Paperback .Sage Publications, 2020
6. Pranay Gupta, T. Mandy Tham, Fintech: The New DNA of Financial Services Paperback, 2018

VERTICAL 2: ENTREPRENEURSHIP

CMG337

FOUNDATIONS OF ENTREPRENERUSHIP

L T P C
3 0 0 3

COURSE OBJECTIVES

- To develop and strengthen the entrepreneurial quality and motivation of learners.
- To impart the entrepreneurial skills and traits essential to become successful entrepreneurs.
- To apply the principles and theories of entrepreneurship and management in Technology oriented businesses.
- To empower the learners to run a Technology driven business efficiently and effectively

UNIT I INTRODUCTION TO ENTREPRENEURSHIP

9

Entrepreneurship- Definition, Need, Scope - Entrepreneurial Skill & Traits - Entrepreneur vs. Intrapreneur; Classification of entrepreneurs, Types of entrepreneurs -Factors affecting entrepreneurial development – Achievement Motivation – Contributions of Entrepreneurship to Economic Development.

UNIT II BUSINESS OWNERSHIP & ENVIRONMENT

9

Types of Business Ownership – Business Environmental Factors – Political-Economic-Sociological-Technological-Environmental-Legal aspects – Human Resources Mobilisation-Basics of Managing Finance- Essentials of Marketing Management - Production and Operations Planning – Systems Management and Administration

UNIT III FUNDAMENTALS OF TECHNOPRENEURSHIP

9

Introduction to Technopreneurship - Definition, Need, Scope- Emerging Concepts- Principles - Characteristics of a technopreneur - Impacts of Technopreneurship on Society – Economy- Job Opportunities in Technopreneurship - Recent trends

UNIT IV APPLICATIONS OF TECHNOPRENEURSHIP

9

Technology Entrepreneurship - Local, National and Global practices - Intrapreneurship and Technology interactions, Networking of entrepreneurial activities – Launching - Managing Technology based Product / Service entrepreneurship – Success Stories of Technopreneurs - Case Studies

UNIT V EMERGING TRENDS IN ENTREPRENEURSHIP

9

Effective Business Management Strategies For Franchising - Sub-Contracting- Leasing- Technopreneurs – Agripreneurs - Netpreneurs- Portfolio entrepreneurship - NGO Entrepreneurship – Recent Entrepreneurial Developments - Local – National – Global perspectives.

TOTAL : 45 PERIODS

COURSE OUTCOMES:

Upon completion of this course, the student should be able to:

CO1 Learn the basics of Entrepreneurship

CO2 Understand the business ownership patterns and environment

CO3 Understand the Job opportunities in Industries relating to Technopreneurship

CO4 Learn about applications of technopreneurship and successful technopreneurs

CO5 Acquaint with the recent and emerging trends in entrepreneurship

TEXT BOOKS:

- 1) S.S.Khanka, "Entrepreneurial Development" S.Chand & Co. Ltd. Ram Nagar New Delhi, 2021.
- 2) Donal F Kuratko Entrepreneurship (11th Edition) Theory, Process, Practice by Published 2019 by Cengage Learning,

REFERENCES :

- 1) Daniel Mankani. 2003. Technopreneurship: The successful Entrepreneur in the new Economy. Prentice Hall
- 2) Edward Elgar. 2007. Entrepreneurship, Cooperation and the Firm: The Emergence and Survival of High-Technology Ventures in Europe. Edi: Jan Ulijn, Dominique Drillon, and Frank Lasch. Wiley Pub.
- 3) Lang, J. 2002, The High Tech Entrepreneur's Handbook, Ft.com.
- 4) David Sheff 2002, China Dawn: The Story of a Technology and Business Revolution,
- 5) HarperBusiness, <https://fanny.staff.uns.ac.id/files/2013/12/Technopreneur-BASED EDUCATION-REVOLUTION.pdf>
- 6) JumpStart: A Technopreneurship Fable, Dennis Posadas, (Singapore: Pearson Prentice Hall, 2009
- 7) Basics of Technopreneurship: Module 1.1-1.2, Frederico Gonzales, President-PESO Inc; M. Barcelon, UP
- 8) Journal articles pertaining to Entrepreneurship

CMG338 TEAM BUILDING & LEADERSHIP MANAGEMENT FOR BUSINESS L T P C
3 0 0 3

COURSE OBJECTIVES

- To develop and strengthen the Leadership qualities and motivation of learners.
- To impart the Leadership skills and traits essential to become successful entrepreneurs.
- To apply the principles and theories of Team Building in managing Technology oriented businessess.
- To empower the learners to build robust teams for running and leading a business efficiently and effectively

UNIT I INTRODUCTION TO MANAGING TEAMS 9

Introduction to Team - Team Dynamics - Team Formation – Stages of Team Development - Enhancing teamwork within a group - Team Coaching - Team Decision Making - Virtual Teams - Self Directed Work Teams (SDWTs) -Multicultural Teams.

UNIT II MANAGING AND DEVELOPING EFFECTIVE TEAMS 9

Team-based Organisations- Leadership roles in team-based organisations - Offsite training and team development - Experiential Learning - Coaching and Mentoring in team building - Building High-Performance Teams - Building Credibility and Trust - Skills for Developing Others - Team Building at the Top - Leadership in Teamwork Effectiveness.

UNIT III INTRODUCTION TO LEADERSHIP 9

Introduction to Leadership - Leadership Myths – Characteristics of Leader, Follower and Situation - Leadership Attributes - Personality Traits and Leadership- Intelligence Types and Leadership - Power and Leadership - Delegation and Empowerment .

UNIT IV LEADERSHIP IN ORGANISATIONS 9

Leadership Styles – LMX Theory- Leadership Theory and Normative Decision Model - Situational Leadership Model - Contingency Model and Path Goal Theory – Transactional and Transformational Leadership - Charismatic Leadership - Role of Ethics and Values in Organisational Leadership.

UNIT V LEADERSHIP EFFECTIVENESS 9

Leadership Behaviour - Assessment of Leadership Behaviors - Destructive Leadership - Motivation and Leadership - Managerial Incompetence and Derailment Conflict Management - Negotiation and Leadership - Culture and Leadership - Global Leadership – Recent Trends in Leadership.

TOTAL 45 : PERIODS

COURSE OUTCOMES:

Upon completion of this course, the student should be able to:

- CO1** Learn the basics of managing teams for business.
- CO2** Understand developing effective teams for business management.
- CO3** Understand the fundamentals of leadership for running a business.
- CO4** Learn about the importance of leadership for business development.
- CO5** Acquaint with emerging trends in leadership effectiveness for entrepreneurs.”

REFERENCES :

1. Hughes, R.L., Ginnett, R.C., & Curphy, G.J., Leadership: Enhancing the lessons of experience ,9th Ed, McGraw Hill Education, Chennai, India. (2019).
2. Katzenback, J.R., Smith, D.K., The Wisdom of Teams: Creating the High Performance Organisations, Harvard Business Review Press, (2015).
3. Haldar, U.K., Leadership and Team Building, Oxford University Press, (2010).
4. Daft, R.L., The Leadership Experience, Cengage, (2015).
5. Daniel Levi, Group Dynamics for Teams ,4th Ed, (2014), Sage Publications.
6. Dyer, W. G., Dyer, W. G., Jr., & Dyer, J. H..Team building: Proven strategies for improving team performance, 5th ed, Jossey-Bass, (2013).

CMG339	CREATIVITY & INNOVATION IN ENTREPRENEURSHIP	L T P C
		3 0 0 3

COURSE OBJECTIVES

- To develop the creativity skills among the learners
- To impart the knowledge of creative intelligence essential for entrepreneurs
- To know the applications of innovation in entrepreneurship.
- To develop innovative business models for business.

UNIT I CREATIVITY 9

Creativity: Definition- Forms of Creativity-Essence, Elaborative and Expressive Creativities- Quality of Creativity-Existential, Entrepreneurial and Empowerment Creativities – Creative Environment-Creative Technology- - Creative Personality and Motivation.

UNIT II CREATIVE INTELLIGENCE 9

Creative Intelligence: Convergent thinking ability – Traits Congenial to creativity – Creativity Training- -Criteria for evaluating Creativity-Credible Evaluation- Improving the quality of our creativity – Creative Tools and Techniques - Blocks to creativity- fears and Disabilities- Strategies for Unblocking- Designing Creativity Enabling Environment.

UNIT III INNOVATION 9

Innovation: Definition- Levels of Innovation- Incremental Vs Radical Innovation-Product Innovation and Process- Technological, Organizational Innovation – Indicators- Characteristics of Innovation in Different Sectors. Theories in Innovation and Creativity- Design Thinking and Innovation- Innovation as Collective Change-Innovation as a system

UNIT IV INNOVATION AND ENTREPRENEURSHIP 9

Innovation and Entrepreneurship: Entrepreneurial Mindset , Motivations and Behaviours- Opportunity Analysis and Decision Making- Industry Understanding - Entrepreneurial Opportunities- Entrepreneurial Strategies – Technology Pull/Market Push – Product -Market fit

UNIT V INNOVATIVE BUSINESS MODELS 9

Innovative Business Models: Customer Discovery-Customer Segments-Prospect Theory and Developing Value Propositions- Developing Business Models: Elements of Business Models – Innovative Business Models: Elements, Designing Innovative Business Models- Responsible Innovation and Creativity.

TOTAL : 45 PERIODS**COURSE OUTCOMES:**

Upon completion of this course, the student should be able to:

CO1 Learn the basics of creativity for developing Entrepreneurship

CO2 Understand the importance of creative intelligence for business growth

CO3 Understand the advances through Innovation in Industries

CO4 Learn about applications of innovation in building successful ventures

CO5 Acquaint with developing innovative business models to run the business efficiently and effectively

Suggested Readings:

Creativity and Innovation in Entrepreneurship, Kankha, Sultan Chand

Pradip N Khandwalla, Lifelong Creativity, An Unending Quest, Tata Mc Graw Hill, 2004.

Paul Trott, Innovation Management and New Product Development, 4e, Pearson, 2018.

Vinnie Jauhari, Sudanshu Bhushan, Innovation Management, Oxford Higher Education, 2014.

Innovation Management, C.S.G. Krishnamacharyulu, R. Lalitha, Himalaya Publishing House, 2010.

A. Dale Timpe, Creativity, Jaico Publishing House, 2003.

Brian Clegg, Paul Birch, Creativity, Kogan Page, 2009.

Strategic Innovation: Building and Sustaining Innovative Organizations- Course Era, Raj Echambadi.

CMG340	PRINCIPLES OF MARKETING MANAGEMENT FOR BUSINESS	L T P C
		3 0 0 3

COURSE OBJECTIVES:

- To provide basic knowledge of concepts, principles, tools and techniques of marketing for entrepreneurs
- To provide an exposure to the students pertaining to the nature and Scope of marketing, which they are expected to possess when they enter the industry as practitioners.
- To give them an understanding of fundamental premise underlying market driven strategies and the basic philosophies and tools of marketing management for business owners.

UNIT I INTRODUCTION TO MARKETING MANAGEMENT 9

Introduction - Market and Marketing – Concepts- Functions of Marketing - Importance of Marketing - Marketing Orientations - Marketing Mix-The Traditional 4Ps - The Modern Components of the Mix - The Additional 3Ps - Developing an Effective Marketing Mix.

UNIT II MARKETING ENVIRONMENT 9

Introduction - Environmental Scanning - Analysing the Organisation's Micro Environment and Macro Environment - Differences between Micro and Macro Environment – Techniques of Environment Scanning - Marketing organization - Marketing Research and the Marketing Information System, Types and Components.

UNIT III PRODUCT AND PRICING MANAGEMENT 9

Product- Meaning, Classification, Levels of Products – Product Life Cycle (PLC) - Product Strategies - Product Mix - Packaging and Labelling - New Product Development - Brand and Branding - Advantages and disadvantages of branding Pricing - Factors Affecting Price Decisions - Cost Based Pricing - Value Based and Competition Based Pricing - Pricing Strategies - National and Global Pricing.

UNIT IV PROMOTION AND DISTRIBUTION MANAGEMENT 9
 Introduction to Promotion – Marketing Channels- Integrated Marketing Communications (IMC) - Introduction to Advertising and Sales Promotion – Basics of Public Relations and Publicity - Personal Selling - Process - Direct Marketing - Segmentation, Targeting and Positioning (STP)-Logistics Management- Introduction to Retailing and Wholesaling.

UNIT V CONTEMPORARY ISSUES IN MARKETING MANAGEMENT 9
 Introduction - Relationship Marketing Vs. Relationship Management - Customer Relationship Management (CRM) - Forms of Relationship Management - CRM practices - Managing Customer Loyalty and Development – Buyer-Seller Relationships- Buying Situations in Industrial / Business Market - Buying Roles in Industrial Marketing - Factors that Influence Business - Services Marketing - E-Marketing or Online Marketing.

TOTAL 45 : PERIODS

COURSE OUTCOMES:

After completion of this course, the students will be able to :

- CO1** Have the awareness of marketing management process
- CO2** Understand the marketing environment
- CO3** Acquaint about product and pricing strategies
- CO4** Knowledge of promotion and distribution in marketing management.
- CO5** Comprehend the contemporary marketing scenarios and offer solutions to marketing issues.

REFERENCES:

1. Marketing Management, Sherlekar S.A, Himalaya Publishing House, 2016.
2. Marketing Management , Philip Kotler and Kevin Lane Keller, PHI 15th Ed, 2015.
- 3 Marketing Management- An Indian perspective, Vijay Prakash Anand, Biztantra, Second edition, 2016.
4. Marketing Management Global Perspective, Indian Context, V.S.Ramaswamy & S.Namakumari, Macmillan Publishers India,5th edition, 2015.
5. Marketing Management, S.H.H. Kazmi, 2013, Excel Books India.
6. Marketing Management- text and Cases, Dr. C.B.Gupta & Dr. N.Rajan Nair, 17th edition, 2016.

CMG341 HUMAN RESOURCE MANAGEMENT FOR ENTREPRENEURS L T P C
3 0 0 3

COURSE OBJECTIVES:

- To introduce the basic concepts, structure and functions of human resource management for entrepreneurs.
- To create an awareness of the roles, functions and functioning of human resource department.
- To understand the methods and techniques followed by Human Resource Management practitioners.

UNIT I INTRODUCTION TO HRM 9
 Concept, Definition, Objectives- Nature and Scope of HRM - Evolution of HRM - HR Manager Roles-Skills - Personnel Management Vs. HRM - Human Resource Policies - HR Accounting - HR Audit - Challenges in HRM.

UNIT II HUMAN RESOURCE PLANNING 9
 HR Planning - Definition - Factors- Tools - Methods and Techniques - Job analysis- Job rotation- Job Description - Career Planning - Succession Planning - HRIS - Computer Applications in HR - Recent Trends

UNIT III RECRUITMENT AND SELECTION 9
 Sources of recruitment- Internal Vs. External - Domestic Vs. Global Sources -eRecruitment - Selection Process- Selection techniques -eSelection- Interview Types- Employee Engagement.

UNIT IV TRAINING AND EMPLOYEE DEVELOPMENT 9
Types of Training - On-The-Job, Off-The-Job - Training Needs Analysis – Induction and Socialisation Process - Employee Compensation - Wages and Salary Administration – Health and Social Security Measures- Green HRM Practices

UNIT V CONTROLLING HUMAN RESOURCES 9
Performance Appraisal – Types - Methods - Collective Bargaining - Grievances Redressal Methods – Employee Discipline – Promotion – Demotion - Transfer – Dismissal - Retrenchment - Union Management Relationship - Recent Trends

TOTAL: 45 PERIODS

COURSE OUTCOMES:

Upon completion of this course the learners will be able:

CO1 To understand the Evolution of HRM and Challenges faced by HR Managers

CO2 To learn about the HR Planning Methods and practices.

CO3 To acquaint about the Recruitment and Selection Techniques followed in Industries.

CO4 To know about the methods of Training and Employee Development.

CO5 To comprehend the techniques of controlling human resources in organisations.

REFERENCES

- 1) Gary Dessler and Biju Varkkey, Human Resource Management, 14e , Pearson, 2015.
- 2) Mathis and Jackson, Human Resource Management, Cengage Learning 15e, 2017.
- 3) David A. Decenzo, Stephen.P.Robbins, and Susan L. Verhulst, Human Resource Management, Wiley, International Student Edition, 11th Edition, 2014
- 4) R. Wayne Mondy, Human Resource Management, Pearson , 2015.
- 5) Luis R.Gomez-Mejia, David B.Balkin, Robert L Cardy. Managing Human Resource. PHI Learning. 2012
- 6) John M. Ivancevich, Human Resource Management,12e, McGraw Hill Irwin,2013.
- 7) K. Aswathappa, Sadhna Dash , Human Resource Management - Text and Cases ,9th Edition, McGraw Hill, 2021.
- 8) Uday Kumar Haldar, Juthika Sarkar. Human Resource management. Oxford. 2012

CMG342 FINANCING NEW BUSINESS VENTURES L T P C
3 0 0 3

COURSE OBJECTIVES

- To develop the basics of business venture financing.
- To impart the knowledge essential for entrepreneurs for financing new ventures.
- To acquaint the learners with the sources of debt and equity financing.
- To empower the learners towards fund raising for new ventures effectively.

UNIT I ESSENTIALS OF NEW BUSINESS VENTURE 9
Setting up new Business Ventures – Need - Scope - Franchising - Location Strategy, Registration Process - State Directorate of Industries- Financing for New Ventures - Central and State Government Agencies - Types of loans – Financial Institutions - SFC, IDBI, NSIC and SIDCO.

UNIT II INTRODUCTION TO VENTURE FINANCING 9
Venture Finance – Definition – Historic Background - Funding New Ventures- Need – Scope – Types - Cost of Project - Means of Financing - Estimation of Working Capital - Requirement of funds – Mix of Debt and Equity - Challenges and Opportunities.

UNIT III SOURCES OF DEBT FINANCING 9
Fund for Capital Assets - Term Loans - Leasing and Hire-Purchase - Money Market instruments – Bonds, Corporate Papers – Preference Capital- Working Capital Management- Fund based Credit Facilities - Cash Credit - Over Draft.

UNIT IV SOURCES OF EQUITY FINANCING 9
Own Capital, Unsecured Loan - Government Subsidies , Margin Money- Equity Funding - Private Equity Fund- Schemes of Commercial banks - Angel Funding – Crowdfunding- Venture Capital.

UNIT V METHODS OF FUND RAISING FOR NEW VENTURES**9**

Investor Decision Process - Identifying the appropriate investors- Targeting investors- Developing Relationships with investors - Investor Selection Criteria- Company Creation- Raising Funds - Seed Funding- VC Selection Criteria – Process- Methods- Recent Trends

TOTAL : 45PERIODS**COURSE OUTCOMES:**

Upon completion of this course, the students should be able to:

CO1 Learn the basics of starting a new business venture.

CO2 Understand the basics of venture financing.

CO3 Understand the sources of debt financing.

CO4 Understand the sources of equity financing.

CO5 Acquaint with the methods of fund raising for new business ventures.

REFERENCES :

- 1) Principles of Corporate Finance by Brealey and Myers et al., 12TH ed, McGraw Hill Education (India) Private Limited, 2018
- 2) Prasanna Chandra, Projects : Planning ,Analysis,Selection ,Financing,Implementation and Review, McGraw Hill Education India Pvt Ltd ,New Delhi , 2019.
- 3) Introduction to Project Finance. Andrew Fight, Butterworth-Heinemann, 2006.
- 4) Metrick, Andrew; Yasuda, Ayako. Venture Capital And The Finance Of Innovation. Venture Capital And The Finance Of Innovation, 2nd Edition, Andrew Metrick And Ayako Yasuda, Eds., John Wiley And Sons, Inc, 2010.
- 5) Feld, Brad; Mendelson, Jason. Venture Deals. Wiley, 2011.
- 6) May, John; Simons, Cal. Every Business Needs An Angel: Getting The Money You Need To Make Your Business Grow. Crown Business, 2001.
- 7) Gompers, Paul Alan; Lerner, Joshua. The Money Of Invention: How Venture Capital Creates New Wealth. Harvard Business Press, 2001.
- 8) Camp, Justin J. Venture Capital Due Diligence: A Guide To Making Smart Investment Choices And Increasing Your Portfolio Returns. John Wiley & Sons, 2002.
- 9) Byers, Thomas. Technology Ventures: From Idea To Enterprise. McGraw-Hill Higher Education, 2014.
- 10) Lerner, Josh; Leamon, Ann; Hardyman, Felda. Venture Capital, Private Equity, And The Financing Of Entrepreneurship. 2012.

VERTICAL 3: PUBLIC ADMINISTRATION**CMG343****PRINCIPLES OF PUBLIC ADMINISTRATION****L T P C****3 0 0 3****UNIT I****(9)**

1. Meaning, Nature and Scope of Public Administration
2. Importance of Public Administration
3. Evolution of Public Administration

UNIT II**(9)**

1. New Public Administration
2. New Public Management
3. Public and Private Administration

UNIT III**(9)**

1. Relationships with Political Science, History and Sociology
2. Classical Approach
3. Scientific Management Approach

UNIT IV**(9)**

1. Bureaucratic Approach: Max Weber
2. Human Relations Approach : Elton Mayo
3. Ecological Approach : Riggs

UNIT V

(9)

1. Leadership: Leadership - Styles - Approaches
2. Communication: Communication Types - Process - Barriers
3. Decision Making: Decision Making - Types, Techniques and Processes.

TOTAL: 45 PERIODS

REFERENCES:

1. Avasthi and Maheswari: Public Administration in India, Agra:Lakshmi Narain Agarwal,2013.
2. Ramesh K Arora: Indian Public Administration, New Delhi: Wishwa Prakashan, 2012.
3. R.B. Jain: Public Administration in India,21st Century Challenges for Good Governance, New Delhi: Deep and Deep, 2002.
4. Rumki Basu: Public Administration:Concept and Theories, New Delhi:Sterling, 2013.
5. R. Tyagi, Public Administration, Atma Ram & Sons, New Delhi, 1983.

CMG344

CONSTITUTION OF INDIA

**L T P C
3 0 0 3**

UNIT I

(9)

1. Constitutional Development Since 1909 to 1947
2. Making of the Constitution.
3. Constituent Assembly

UNIT II

(9)

1. Fundamental Rights
2. Fundamental Duties
3. Directive Principles of State Policy

UNIT III

(9)

1. President
2. Parliament
3. Supreme Court

UNIT IV

(9)

1. Governor
2. State Legislature
3. High Court

UNIT V

(9)

1. Secularism
2. Social Justice
3. Minority Safeguards

TOTAL: 45 PERIODS

REFERENCES:

1. Basu. D.D.: Introduction to Indian Constitution ; Prentice Hall; New Delhi.
2. Kapur. A.C: Indian Government and Political System; S.Chand and Company Ltd., New Delhi.
3. Johari J.C.: Indian Politics, Vishal Publications Ltd, New Delhi
4. Agarwal R.C: Indian Political System; S.Chand & Co., New Delhi

CMG345

PUBLIC PERSONNEL ADMINISTRATION

**L T P C
3 0 0 3**

UNIT I

(9)

1. Meaning, Scope and Importance of Personnel Administration
2. Types of Personnel Systems: Bureaucratic, Democratic and Representative systems

UNIT II (9)

1. Generalist Vs Specialist
2. Civil Servants' Relationship with Political Executive
3. Integrity in Administration.

UNIT III (9)

1. Recruitment: Direct Recruitment and Recruitment from Within
2. Training: Kinds of Training
3. Promotion

UNIT IV (9)

1. All India Services
2. Service Conditions
3. State Public Service Commission

UNIT V (9)

1. Employer Employee Relations
2. Wage and Salary Administration
3. Allowances and Benefits

TOTAL: 45 PERIODS

REFERENCES:

1. Stahl Glean O: Public Personnel Administration
2. Parnandikar Pai V.A: Personnel System for Development Administration.
3. Bhambhiru . P: Bureaucracy and Policy in India.
4. Dwivedi O.P and Jain R.B: India's Administrative state.
5. Muttalis M.A: Union Public Service Commission.
6. Bhakara Rao .V: Employer Employee Relations in India.
7. Davar R.S. Personnel Management & Industrial Relations

CMG346

ADMINISTRATIVE THEORIES

**L T P C
3 0 0 3**

UNIT I (9)

Meaning, Scope and significance of Public Administration, Evolution of Public Administration as a discipline and Identity of Public Administration

UNIT II (9)

Theories of Organization: Scientific Management Theory, Classical Model, Human Relations Theory

UNIT III (9)

Organization goals and Behaviour, Groups in organization and group dynamics, Organizational Design.

UNIT IV (9)

Motivation Theories, content, process and contemporary; Theories of Leadership: Traditional and Modern: Process and techniques of decision-making

UNIT V (9)

Administrative thinkers: Kautilya, Woodrow Willson, C.I. Barnard . Peter Drucker

TOTAL: 45 PERIODS

REFERENCES:

1. Crozier M : The Bureaucratic phenomenon (Chand)
2. Blau. P.M and Scott. W : Formal Organizations (RKP)
3. Presthus. R : The Organizational Society (MAC)
4. Alvi, Shum Sun Nisa : Eminent Administrative Thinkers.
5. Keith Davis : Organization Theory (MAC)

CMG347

INDIAN ADMINISTRATIVE SYSTEM

**L T P C
3 0 0 3**

UNIT I

(9)

Evolution and Constitutional Context of Indian Administration, Constitutional Authorities: Finance Commission, Union Public Services Commission, Election Commission, Comptroller and Auditor General of India, Attorney General of India

UNIT II

(9)

Role & Functions of the District Collector, Relationship between the District Collector and Superintendent of Police, Role of Block Development Officer in development programmes, Local Government

UNIT III

(9)

Main Features of 73rd Constitutional Amendment Act 1992, Salient Features of 74th Constitutional Amendment Act 1992

UNIT IV

(9)

Coalition politics in India, Integrity and Vigilance in Indian Administration

UNIT V

(9)

Corruption – Ombudsman, Lok Pal & Lok Ayuktha

TOTAL: 45 PERIODS

REFERENCES:

1. S.R. Maheswari : Indian Administration
2. Khera. S.S : Administration in India
3. Ramesh K. Arora : Indian Public Administration
4. T.N. Chaturvedi : State administration in India
5. Basu, D.D : Introduction to the Constitution of India

CMG348

PUBLIC POLICY ADMINISTRATION

**L T P C
3 0 0 3**

UNIT I

(9)

Meaning and Definition of Public Policy - Nature, Scope and Importance of public policy – Public policy relationship with social sciences especially with political science and Public Administration.

UNIT II

(9)

Approaches in Policy Analysis - Institutional Approach – Incremental Approach and System's Approach – Dror's Optimal Model

UNIT III

(9)

Major stages involved in Policy making Process – Policy Formulation – Policy Implementation – Policy Evaluation.

UNIT IV**(9)**

Institutional Framework of Policy making – Role of Bureaucracy – Role of Interest Groups and Role of Political Parties.

UNIT V**(9)**

Introduction to the following Public Policies – New Economic Policy – Population Policy – Agriculture policy - Information Technology Policy.

TOTAL: 45 PERIODS**REFERENCES:**

1. Rajesh Chakrabarti & Kaushik Sanyal : Public Policy in India, Oxford University Press, 2016.
2. Kuldeep Mathur : Public Policy and Politics in India, Oxford University Press, 2016.
3. Bidyutv Chakrabarty: Public Policy: Concept, Theory and Practice, 2015.
4. Pradeep Saxena : Public Policy Administration and Development
5. Sapru R.K. : Public Policy: Formulation, Implementation and Evaluation, Sterling Publishers, 2016.

VERTICAL 4: BUSINESS DATA ANALYTICS**CMG349****STATISTICS FOR MANAGEMENT****L T P C****3 0 0 3****COURSE OBJECTIVE:**

- To learn the applications of statistics in business decision making.

UNIT I INTRODUCTION**9**

Basic definitions and rules for probability, Baye's theorem and random variables, Probability distributions: Binomial, Poisson, Uniform and Normal distributions.

UNIT II SAMPLING DISTRIBUTION AND ESTIMATION**9**

Introduction to sampling distributions, Central limit theorem and applications, sampling techniques, Point and Interval estimates of population parameters.

UNIT III TESTING OF HYPOTHESIS - PARAMETIRC TESTS**9**

Hypothesis testing: one sample and two sample tests for means of large samples (z-test), one sample and two sample tests for means of small samples (t-test), ANOVA one way.

UNIT IV NON-PARAMETRIC TESTS**9**

Chi-square tests for independence of attributes and goodness of fit, Kolmogorov-Smirnov – test for goodness of fit, Mann – Whitney U test and Kruskal Wallis test.

UNIT V CORRELATION AND REGRESSION**9**

Correlation – Rank Correlation – Regression – Estimation of Regression line – Method of Least Squares – Standard Error of estimate.

TOTAL: 45 PERIODS**COURSE OUTCOMES:**

CO1 To facilitate objective solutions in business decision making.

CO2 understand and solve business problems

CO3 To apply statistical techniques to data sets, and correctly interpret the results.

CO4 To develop skill-set that is in demand in both the research and business environments

CO5 To enable the students to apply the statistical techniques in a work setting.

REFERENCES:

1. Richard I. Levin, David S. Rubin, Masood H.Siddiqui, Sanjay Rastogi, Statistics for Management, Pearson Education, 8th Edition, 2017.
2. Prem. S. Mann, Introductory Statistics, Wiley Publications, 9th Edition, 2015.

11. GalitShmueli, Nitin R. Patel and Peter C. Bruce, Data Mining for Business Intelligence – Concepts, Techniques and Applications Wiley, India, 2010.

CMG351

HUMAN RESOURCE ANALYTICS

L T P C
3 0 0 3**COURSE OBJECTIVES:**

- To develop the ability of the learners to define and implement HR metrics that are aligned with the overall business strategy.
- To know the different types of HR metrics and understand their respective impact and application.
- To understand the impact and use of HR metrics and their connection with HR analytics.
- To understand common workforce issues and resolving them using people analytics.

UNIT I INTRODUCTION TO HR ANALYTICS 9

People Analytics - stages of maturity - Human Capital in the Value Chain : impact on business – HR metrics and KPIs.

UNIT II HR ANALYTICS I: RECRUITMENT 9

Recruitment Metrics : Fill-up ratio - Time to hire - Cost per hire - Early turnover - Employee referral hires - Agency hires - Lateral hires - Fulfillment ratio- Quality of hire.

UNIT III HR ANALYTICS - TRAINING AND DEVELOPMENT 9

Training & Development Metrics : Percentage of employees trained- Internally and externally trained -Training hours and cost per employee - ROI.

UNIT IV HR ANALYTICS EMPLOYEE ENGAGEMENT AND CAREER PROGRESSION 9

Employee Engagement Metrics :Talent Retention index - Voluntary and involuntary turnover- grades, performance, and service tenure - Internal hired index Career Progression Metrics: Promotion index - Rotation index - Career path index.

UNIT V HR ANALYTICS IV: WORKFORCE DIVERSITY AND DEVELOPMENT 9

Workforce Diversity and Development Metrics : Employees per manager – Workforce age profiling - Workforce service profiling - Churnover index - Workforce diversity index - Gender mix

TOTAL: 45 PERIODS**COURSE OUTCOMES:**

CO1 The learners will be conversant about HR metrics and ready to apply at work settings.

CO2 The learners will be able to resolve HR issues using people analytics.

REFERENCES:

1. JacFitzenz , The New HR Analytics, AMACOM , 2010.
2. Edwards M. R., & Edwards K, Predictive HR Analytics: Mastering the HR Metric.London: Kogan Page.2016.
3. Human Resources kit for Dummies – 3 rd edition – Max Messmer, 2003
4. Dipak Kumar Bhattacharyya, HR Analytics ,Understanding Theories and Applications, SAGE Publications India ,2017.

5. Sesil, J. C. , Applying advanced analytics to HR management decisions: Methods fo selection, developing incentives, and improving collaboration. Upper Saddle River,New Jersey: Pearson Education,2014.
6. Pease, G., & Beresford, B, Developing Human Capital: Using Analytics to Plan and Optimize Your Learning and Development Investments. Wiley ,2014.
7. Phillips, J., & Phillips, P.P, Making Human Capital Analytics Work: Measuring the ROI of Human Capital Processes and OUTCOME. McGraw-Hill,2014.
8. HR Scorecard and Metrices, HBR, 2001.

CMG352

MARKETING AND SOCIAL MEDIA WEB ANALYTICS

**L T P C
3 0 0 3**

COURSE OBJECTIVE:

- To showcase the opportunities that exist today to leverage the power of the web and social media

UNIT I MARKETING ANALYTICS

9

Marketing Budget and Marketing Performance Measure, Marketing - Geographical Mapping, Data Exploration, Market Basket Analysis

UNIT II COMMUNITY BUILDING AND MANAGEMENT

9

History and Evolution of Social Media-Understanding Science of Social Media –Goals for using Social Media- Social Media Audience and Influencers - Digital PR- Promoting Social Media Pages- Linking Social Media Accounts-The Viral Impact of Social Media.

UNIT III SOCIAL MEDIA POLICIES AND MEASUREMENTS

9

Social Media Policies-Etiquette, Privacy- ethical problems posed by emerging social media technologies - The Basics of Tracking Social Media.

UNIT IV WEB ANALYTICS

9

Data Collection, Overview of Qualitative Analysis, Business Analysis, KPI and Planning, Critical Components of a Successful Web Analytics Strategy, Proposals & Reports, Web Data Analysis.

UNIT V SEARCH ANALYTICS

9

Search engine optimization (SEO), user engagement, user-generated content, web traffic analysis, online security, online ethics, data visualization.

TOTAL: 45 PERIODS

COURSE OUTCOME:

- The Learners will understand social media, web and social media analytics and their potential impact.

REFERENCES:

1. K. M. Shrivastava, Social Media in Business and Governance, Sterling Publishers Private Limited, 2013
2. Christian Fuchs, Social Media a critical introduction, SAGE Publications Ltd, 2014
3. Bittu Kumar, Social Networking, V & S Publishers, 2013
4. Avinash Kaushik, Web Analytics - An Hour a Day, Wiley Publishing, 2007
5. Ric T. Peterson, Web Analytics Demystified, Celilo Group Media and CafePress 2004
6. Takeshi Moriguchi, Web Analytics Consultant Official Textbook, 7th Edition, 2016

CMG353

OPERATION AND SUPPLY CHAIN ANALYTICS

**L T P C
3 0 0 3**

COURSE OBJECTIVE:

- To treat the subject in depth by emphasizing on the advanced quantitative models and methods in operations and supply chain management and its practical aspects and the latest developments in the field.

UNIT I INTRODUCTION 9

Descriptive, predictive and prescriptive analytics, Data Driven Supply Chains – Basics, transforming supply chains.

UNIT II WAREHOUSING DECISIONS 9

P-Median Methods - Guided LP Approach, Greedy Drop Heuristics, Dynamic Location Models, Space Determination and Layout Methods.

UNIT III INVENTORY MANAGEMENT 9

Dynamic Lot sizing Methods, Multi-Echelon Inventory models, Aggregate Inventory system and LIMIT, Risk Analysis in Supply Chain, Risk pooling strategies.

UNIT IV TRANSPORTATION NETWORK MODELS 9

Minimal Spanning Tree, Shortest Path Algorithms, Maximal Flow Problems, Transportation Problems, Set covering and Set Partitioning Problems, Travelling Salesman Problem, Scheduling Algorithms.

UNIT V MCDM MODELS 9

Analytic Hierarchy Process(AHP), Data Envelopment Analysis (DEA), Fuzzy Logic an Techniques, the analytical network process (ANP), TOPSIS.

TOTAL: 45 PERIODS**COURSE OUTCOME:**

CO1 To enable quantitative solutions in business decision making under conditions of certainty, risk and uncertainty.

REFERENCES:

- Nada R. Sanders, Big data driven supply chain management: A framework for implementing analytics and turning information into intelligence, Pearson Education, 2014.
- Michael Watson, Sara Lewis, Peter Cacioppi, Jay Jayaraman, Supply Chain Network Design: Applying Optimization and Analytics to the Global Supply Chain, Pearson Education, 2013.
- Anna Nagurney, Min Yu, Amir H. Masoumi, Ladimer S. Nagurney, Networks Against Time: Supply Chain Analytics for Perishable Products, Springer, 2013.
- Muthu Mathirajan, Chandrasekharan Rajendran, Sowmyanarayanan Sadagopan, Arunachalam Ravindran, Parasuram Balasubramanian, Analytics in Operations/Supply Chain Management , I.K. International Publishing House Pvt. Ltd., 2016.
- Gerhard J. Plenert, Supply Chain Optimization through Segmentation and Analytics, CRC Press, Taylor & Francis Group, 2014.

CMG354 FINANCIAL ANALYTICS**L T P C
3 0 0 3****COURSE OBJECTIVE:**

- This course introduces a core set of modern analytical tools that specifically target finance applications.

UNIT I CORPORATE FINANCE ANALYSIS 9

Basic corporate financial predictive modelling- Project analysis- cash flow analysis- cost of capital, Financial Break even modelling, Capital Budget model-Payback, NPV, IRR.

UNIT II	FINANCIAL MARKET ANALYSIS	9
Estimation and prediction of risk and return (bond investment and stock investment) –Time series-examining nature of data, Value at risk, ARMA, ARCH and GARCH.		
UNIT III	PORTFOLIO ANALYSIS	9
Portfolio Analysis – capital asset pricing model, Sharpe ratio, Option pricing models- binomial model for options, Black Scholes model and Option implied volatility.		
UNIT IV	TECHNICAL ANALYSIS	9
Prediction using charts and fundamentals – RSI, ROC, MACD, moving average and candle charts, simulating trading strategies. Prediction of share prices.		
UNIT V	CREDIT RISK ANALYSIS	9
Credit Risk analysis- Data processing, Decision trees, logistic regression and evaluating credit risk model.		

TOTAL: 45 PERIODS

COURSE OUTCOME

CO1 The learners should be able to perform financial analysis for decision making using excel, Python and R.

REFERENCES:

1. Financial analytics with R by Mark J. Bennett, Dirk L. Hugen, Cambridge university press.
2. Haskell Financial Data Modeling and Predictive Analytics Paperback – Import, 25 Oct 2013 by Pavel Ryzhov.
3. Quantitative Financial Analytics: The Path To Investment Profits Paperback – Import, 11 Sep 2017 by Edward E Williams (Author), John A Dobelman.
4. Python for Finance - Paperback – Import, 30 Jun 2017 by Yuxing Yan (Author).
5. Mastering Python for Finance Paperback – Import, 29 Apr 2015 by James Ma Weiming.

VERTICAL 5: ENVIRONMENT AND SUSTAINABILITY

CES331	SUSTAINABLE INFRASTRUCTURE DEVELOPMENT	L T P C
		3 0 0 3

COURSE OBJECTIVE:

- To impart knowledge about sustainable Infrastructure development goals, practices and to understand the concepts of sustainable planning, design, construction, maintenance and decommissioning of infrastructure projects.

UNIT I SUSTAINABLE DEVELOPMENT GOALS 9
 Definitions, principles and history of Sustainable Development - Sustainable development goals (SDG): global and Indian – Infrastructure Demand and Supply - Environment and Development linkages - societal and cultural demands – Sustainability indicators - Performance indicators of sustainability and Assessment mechanism - Policy frameworks and practices: global and Indian – Infrastructure Project finance – Infrastructure project life cycle - Constraints and barriers for sustainable development - future directions.

UNIT II SUSTAINABLE INFRASTRUCTURE PLANNING 9
 Overview of Infrastructure projects: Housing sector, Power sector, Water supply, road, rail and port transportation sector, rural and urban infrastructure. Environmental Impact Assessment (EIA), Land acquisition -Legal aspects, Resettlement &Rehabilitation and Development - Cost effectiveness Analysis - Risk Management Framework for Infrastructure Projects, Economic, demand, political, socio-environmental and cultural risks. Shaping the Planning Phase of Infrastructure Projects to mitigate risks, Designing Sustainable Contracts, Negotiating with multiple Stakeholders on

Infrastructure Projects. Use of ICT tools in planning – Integrated planning - Clash detection in construction - BIM (Building Information Modelling).

UNIT III SUSTAINABLE CONSTRUCTION PRACTICES AND TECHNIQUES 9

Sustainability through lean construction approach - Enabling lean through information technology – Lean in planning and design - IPD (Integrated Project Delivery) - Location Based Management System - Geospatial Technologies for machine control, site management, precision control and real time progress monitoring - Role of logistics in achieving sustainable construction – Data management for integrated supply chains in construction - Resource efficiency benefits of effective logistics - Sustainability in geotechnical practice – Design considerations, Design Parameters and Procedures – Quality control and Assurance - Use of sustainable construction techniques: Precast concrete technology, Pre-engineered buildings.

UNIT IV SUSTAINABLE CONSTRUCTION MATERIALS 9

Construction materials: Concrete, steel, glass, aluminium, timber and FRP - No/Low cement concrete - Recycled and manufactured aggregate - Role of QC and durability - Sustainable consumption – Eco-efficiency - green consumerism - product stewardship and green engineering - Extended producer responsibility – Design for Environment Strategies, Practices, Guidelines, Methods, And Tools. Eco-design strategies –Design for Disassembly - Dematerialization, rematerialization, transmaterialization – Green procurement and green distribution - Analysis framework for reuse and recycling – Typical constraints on reuse and recycling - Communication of Life Cycle Information - Indian Eco mark scheme - Environmental product declarations – Environmental marketing- Life cycle Analysis (LCA), Advances in LCA: Hybrid LCA, Thermodynamic LCA - Extending LCA - economic dimension, social dimension - Life cycle costing (LCC) - Combining LCA and LCC – Case studies

UNIT V SUSTAINABLE MAINTENANCE OF INFRASTRUCTURE PROJECTS 9

Case Studies - Sustainable projects in developed countries and developing nations - An Integrated Framework for Successful Infrastructure Planning and Management - Information Technology and Systems for Successful Infrastructure Management, - Structural Health Monitoring for Infrastructure projects - Innovative Design and Maintenance of Infrastructure Facilities - Capacity Building and Improving the Governments Role in Infrastructure Implementation, Infrastructure Management Systems and Future Directions. – Use of Emerging Technologies – IoT, Big Data Analytics and Cloud Computing, Artificial Intelligences, Machine and Deep Learning, Fifth Generation (5G) Network services for maintenance .

TOTAL: 45 PERIODS

COURSE OUTCOME:

On completion of the course, the student is expected to be able to

CO1 Understand the environment sustainability goals at global and Indian scenario.

CO2 Understand risks in development of projects and suggest mitigation measures.

CO3 Apply lean techniques, LBMS and new construction techniques to achieve sustainability in infrastructure construction projects.

CO4 Explain Life Cycle Analysis and life cycle cost of construction materials.

CO5 Explain the new technologies for maintenance of infrastructure projects.

REFERENCES:

1. Charles J Kibert, Sustainable Construction : Green Building Design & Delivery, 4th Edition , Wiley Publishers 2016.
2. Steve Goodhew, Sustainable Construction Process, Wiley Blackwell,UK, 2016.
3. Craig A. Langston & Grace K.C. Ding, Sustainable Practices in the Built Environment, Butterworth Heinemann Publishers, 2011.
4. William P Spence, Construction Materials, Methods & Techniques (3e), Yesdee Publication Pvt. Ltd, 2016.
5. New Building Materials and Construction World magazine
6. Kerry Turner. R, "Sustainable Environmental Management", Principles and Practice Publisher:Belhaven Press,ISBN:1852930039.
7. Munier N, "Introduction to Sustainability", Springer2005

8. Sharma, "Sustainable Smart Cities In India: Challenges And Future Perspectives", SPRINGER, 2022.
9. Ralph Horne, Tim Grant, KarliVerghese, Life Cycle Assessment: Principles, Practice and Prospects, Csiro Publishing, 2009
10. European Commission - Joint Research Centre - Institute for Environment and Sustainability: International Reference Life Cycle Data System (ILCD) Handbook - General guide for Life Cycle Assessment - Detailed guidance. Luxembourg. European Union; 2010
11. Hudson, Haas, Uddin, Infrastructure management: integrating design, construction, maintenance, rehabilitation, and renovation, McGraw Hill, (1997).
12. GregerLundesjö, Supply Chain Management and Logistics in Construction: Delivering Tomorrow's Built Environment, Kogan Page Publishers, 2015.

CO's- PO's & PSO's MAPPING

CO's	PO's												PSO's		
	1	2	3	4	5	6	7	8	9	10	11	12	1	2	3
1	2		1	1		2	3	1	1		2	1	1	2	1
2	3	1	3	2	1	2	2		1	1	1	2	2	2	2
3	2	2	3	1	1	1	1				1	1	1	3	1
4	3	1	3	2	2	1	3	1	1	1	1	2	2	2	2
5	3	1	2	2	2	2	3	1		1	1	2	2	3	2
Avg.	3	1	3	2	2	2	3	1	1	1	1	2	2	3	2

**CES332 SUSTAINABLE AGRICULTURE AND ENVIRONMENTAL MANAGEMENT L T P C
3 0 0 3**

COURSE OBJECTIVES:

- To educate the students about the issues of sustainability in agroecosystems, introduce the concepts and principles of agroecology as applied to the design and management of sustainable agricultural systems for a changing world.

UNIT I AGROECOLOGY, AGROECOSYSTEM AND SUSTAINABLE AGRICULTURE CONCEPTS 9

Ecosystem definition - Biotic Vs. abiotic factors in an ecosystem - Ecosystem processes - Ecological services and agriculture - Problems associated with industrial agriculture/food systems - Defining sustainability - Characteristics of sustainable agriculture - Difference between regenerative and sustainable agriculture systems

UNIT II SOIL HEALTH, NUTRIENT AND PEST MANAGEMENT 9

Soil health definition - Factors to consider (physical, chemical and biological) - Composition of healthy soils - Soil erosion and possible control measures - Techniques to build healthy soil - Management practices for improving soil nutrient - Ecologically sustainable strategies for pest and disease control

UNIT III WATER MANAGEMENT 9

Soil water storage and availability - Plant yield response to water - Reducing evaporation in agriculture - Earthworks and tanks for rainwater harvesting - Options for improving the productivity of water - Localized irrigation - Irrigation scheduling - Fertigation - Advanced irrigation systems and agricultural practices for sustainable water use

UNIT IV ENERGY AND WASTE MANAGEMENT 9

Types and sources of agricultural wastes - Composition of agricultural wastes - Sustainable technologies for the management of agricultural wastes - Useful and high value materials produced using different processes from agricultural wastes - Renewable energy for sustainable agriculture

UNIT V EVALUATING SUSTAINABILITY IN AGROECOSYSTEMS

9

Indicators of sustainability in agriculture - On-farm evaluation of agroecosystem sustainability - Alternative agriculture approaches/ farming techniques for sustainable food production - Goals and components of a community food system - Case studies

TOTAL: 45 PERIODS

COURSE OUTCOME

- On completion of the course, the student is expected to be able to
- CO1** Have an in-depth knowledge about the concepts, principles and advantages of sustainable agriculture
- CO2** Discuss the sustainable ways in managing soil health, nutrients, pests and diseases
- CO3** Suggest the ways to optimize the use of water in agriculture to promote an ecological use of resources
- CO4** Develop energy and waste management plans for promoting sustainable agriculture in non-sustainable farming areas
- CO5** Assess an ecosystem for its level of sustainability and prescribe ways of converting to a sustainable system through the redesign of a conventional agroecosystem

REFERENCES:

1. Approaches to Sustainable Agriculture – Exploring the Pathways Towards the Future of Farming, Oberc, B.P. & Arroyo Schnell, A., IUCN, Belgium, 2020
2. Natural bioactive products in sustainable agriculture, Singh, J. & Yadav, A.N., Springer, 2020
3. Organic Farming for Sustainable Agriculture, Nandwani, D., Springer, 2016
4. Principles of Agronomy for Sustainable Agriculture, Villalobos, F.J. & Fereres, E., Springer, 2016
5. Sustainable Agriculture for Food Security: A Global Perspective, Balkrishna, A., CRC Press, 2021
6. Sustainable Energy Solutions in Agriculture, Bundschuh, J. & Chen, G., CRC Press, 2014

CO's- PO's & PSO's MAPPING

CO's	PO's												PSO's		
	1	2	3	4	5	6	7	8	9	10	11	12	1	2	3
1		2						2		2			2	2	
2		2		2	2	2							3	2	
3				2		2							3	2	3
4	3	2			2			2	2	2	2		3	2	3
5		2	3	2				1				1		2	
Avg.	3	2	3	2	2	2	1	2	2	2	2	1	3	2	3

1 – Low; 2 – Medium; 3 – High; '- – No correlation

CES333

SUSTAINABLE BIOMATERIALS

**L T P C
3 0 0 3**

COURSE OBJECTIVES

- To Impart knowledge of biomaterials and their properties
- To learn about Fundamentals aspects of Biopolymers and their applications
- To learn about bioceramics and biopolymers
- To introduce the students about metals as biomaterials and their usage as implants
- To make the students understand the significance of bionanomaterials and its applications.

UNIT I INTRODUCTION TO BIOMATERIALS

9

Introduction: Definition of biomaterials, requirements & classification of biomaterials- Types of Biomaterials- Degradable and resorbable biomaterials- engineered natural materials- Biocompatibility-Hydrogels-pyrolitic carbon for long term medical implants-textured and porous materials-Bonding types- crystal structure-imperfection in crystalline structure-surface properties and adhesion of materials –strength of biological tissues-performance of implants-tissue response to implants- Impact and Future of Biomaterials

UNIT II BIO POLYMERS 9

Molecular structure of polymers -Molecular weight - Types of polymerization techniques–Types of polymerization reactions- Physical states of polymers- Common polymeric biomaterials - Polyethylene -Polymethylmethacrylate (PMMA-Polylactic acid (PLA) and polyglycolic acid (PGA) - Polycaprolactone (PCL) - Other biodegradable polymers –Polyurethan- reactions polymers for medical purposes - Collagens- Elastin- Cellulose and derivatives-Synthetic polymeric membranes and their biological applications

UNIT III BIO CERAMICS AND BIOCOMPOSITES 9

General properties- Bio ceramics -Silicate glass - Alumina (Al₂O₃) -Zirconia (ZrO₂)-Carbon- Calcium phosphates (CaP)- Resorbable Ceramics- surface reactive ceramics- Biomedical Composites- Polymer Matrix Compsite(PMC)-Ceramic Matrix Composite(CMC)-Metal Matrix Composite (MMC)– glass ceramics - Orthopedic implants-Tissue engineering scaffolds

UNIT IV METALS AS BIOMATERIALS 9

Biomedical metals-types and properties-stainless steel-Cobalt chromium alloys-Titanium alloys-Tantalum-Nickel titanium alloy (Nitinol)- magnesium-based biodegradable alloys-surface properties of metal implants for osteointegration-medical application-corrosion of metallic implants – biological tolerance of implant metals

UNIT V NANOBIMATERIALS 9

Meatllcnanobiomaterials–Nanopolymers-Nanoceramics- Nanocomposites -Carbon based nanobiomaterials - transport of nanoparticles- release rate-positive and negative effect of nanosize-nanofibres-Nano and micro features and their importance in implant performance-Nanosurface and coats-Applications nanoantibiotics-Nanomedicines- Biochips – Biomimetics- BioNEMs -Biosensor- Bioimaging/Molecular Imaging- challenges and future perspective.

TOTAL : 45 PERIODS

COURSE OUTCOMES

- CO1** Students will gain familiarity with Biomaterials and they will understand their importance.
- CO2** Students will get an overview of different biopolymers and their properties
- CO3** Students gain knowledge on some of the important Bioceramics and Biocomposite materials
- CO4** Students gain knowledge on metals as biomaterials
- CO5** Student gains knowledge on the importance of nanobiomaterials in biomedical applications.

REFERENCES

1. C. Mauli Agrawal, Joo L. Ong, Mark R. Appleford, Gopinath Mani “Introduction to Biomaterials Basic Theory with Engineering Applications” Cambridge University Press, 2014.
2. Donglu shi “Introduction to Biomaterials” Tsinghua University press, 2006.
3. Joon Park, R.S.Lakes “Biomaterials An Introduction” third edition, Springer 2007.
4. M.Jaffe,W.Hammond, P.Tolias and T.Arinzeh “Characterization of Biomaterials” Wood head publishing, 2013.
5. Buddy D.Ratner and Allan S.Hoffman Biomaterials Science “An Introduction to Material in Medicine” Third Edition, 2013.
6. VasifHasirci, NesrinHasirci “Fundamentals of Biomaterials” Springer, 2018
7. Leopoido Javier Rios Gonzalez. “Handbook of Research on Bioenergy and Biomaterials: Consolidated and green process” Apple academic press, 2021.
8. Devarajan Thangadurai, Jeyabalan Sangeetha, Ram Prasad “Functional Bionanomaterials” springer, 2020.
9. Sujata.V.Bhat Biomaterials; Narosa Publishing house, 2002.

CES334

MATERIALS FOR ENERGY SUSTAINABILITY

L T P C

3 0 0 3

COURSE OBJECTIVES

- To familiarize the students about the challenges and demands of energy sustainability
- To provide fundamental knowledge about electrochemical devices and the materials used.
- To introduce the students to various types of fuel cell
- To enable students to appreciate novel materials and their usage in photovoltaic application
- To introduce students to the basic principles of various types Supercapacitors and the materials used.

UNIT I SUSTAINABLE ENERGY SOURCES 9

Introduction to energy demand and challenges ahead – sustainable source of energy (wind, solar etc.) – electrochemical energy systems for energy harvesting and storage – materials for sustainable electrochemical systems building – India centric solutions based on locally available materials – Economics of wind and solar power generators vs. conventional coal plants – Nuclear energy

UNIT II ELECTROCHEMICAL DEVICES 9

Electrochemical Energy – Difference between primary and secondary batteries – Secondary battery (Li-ion battery, Sodium-ion battery, Li-S battery, Li-O₂ battery, Nickel Cadmium, Nickel Metal Hydride) – Primary battery (Alkaline battery, Zinc-Carbon battery) – Materials for battery (Anode materials – Lithiated graphite, Sodiated hard carbon, Silicon doped graphene, Lithium Titanate) (Cathode Materials – S, LiCoO₂, LiFePO₄, LiMn₂O₄) – Electrolytes for Lithium-ion battery (ethylene carbonate and propylene carbonate based)

UNIT III FUEL CELLS 9

Principle of operation of fuel cells – types of fuel cells (Proton exchange membrane fuel cells, alkaline fuel cell, direct methanol fuel cells, direct borohydride fuel cells, phosphoric acid fuel cells, solid oxide fuel cells, and molten carbonate fuel cells) – Thermodynamics of fuel cell – Fuel utilization – electrolyte membrane (proton conducting and anion conducting) – Catalysts (Platinum, Platinum alloys, carbon supported platinum systems and metal oxide supported platinum catalysts) – Anatomy of fuel cells (gas diffusion layer, catalyst layer, flow field plate, current conductors, bipolar plates and monopolar plates).

UNIT IV PHOTOVOLTAICS 9

Physics of the solar cell – Theoretical limits of photovoltaic conversion – bulk crystal growth of Si and wafering for photovoltaic application - Crystalline silicon solar cells – thin film silicon solar cells – multijunction solar cells – amorphous silicon based solar cells – photovoltaic concentrators – Cu(InGa)Se₂ solar cells – Cadmium Telluride solar cells – dye sensitized solar cells – Perovskite solar cells – Measurement and characterization of solar cells - Materials used in solar cells (metallic oxides, CNT films, graphene, OD fullerenes, single-multi walled carbon nanotubes, two-dimensional Graphene, organic or Small molecule-based solar cells materials - copper-phthalocyanine and perylenetetra-carboxylicbis - benzene – fullerenes - boron subphthalocyanine- tin (II) phthalocyanine)

UNIT V SUPERCAPACITORS 9

Supercapacitor –types of supercapacitors (electrostatic double-layer capacitors, pseudo capacitors and hybrid capacitors) - design of supercapacitor-three and two electrode cell-parameters of supercapacitor- Faradaic and non - Faradaic capacitance – electrode materials (transition metal oxides (MO), mixed metal oxides, conducting polymers (CP), Mxenes, nanocarbons, non-noble metal, chalcogenides, hydroxides and 1D-3D metal-organic frame work (MOF), activated carbon fibres (ACF)- Hydroxides-Based Materials - Polyaniline (PANI), a ternary hybrid composite-conductive polypyrrole hydrogels – Different types of nanocomposites for the SC electrodes (carbon-carbon composites, carbon-MOs composites, carbon-CPs composites and MOs-CPs)

composites) - Two-Dimensional (2D) Electrode Materials - 2D transition metal carbides, carbonitrides, and nitrides.

TOTAL : 45 PERIODS

COURSE OUTCOMES

CO1 Students will acquire knowledge about energy sustainability.

CO2 Students understand the principles of different electrochemical devices.

CO3 Students learn about the working of fuel cells and their application.

CO4 Students will learn about various Photovoltaic applications and the materials used.

CO5 The students gain knowledge on different types of supercapacitors and the performance of various materials

REFERENCES

1. Functional materials for sustainable energy applications; John A. Kilner, Stephen J. Skinner, Stuart J. C. Irvine and Peter P. Edwards.
2. Hand Book of Fuel Cells: Fuel Cell Technology and Applications, Wolf Vielstich, Arnold Lamm, Hubert Andreas Gasteiger, Harumi Yokokawa, Wiley, London 2003.
3. B.E. Conway, Electrochemical supercapacitors: scientific fundamentals and technological applications, Kluwer Academic / Plenum publishers, New York, 1999.
4. T.R. Crompton, Batteries reference book, Newners, 3rd Edition, 2002.
5. Materials for Supercapacitor applications; B.Viswanathan. M.Aulice Scibioh
6. Electrode Materials for Supercapacitors: A Review of Recent Advances, Parnia Forouzandeh, Vignesh Kumaravel and Suresh C. Pillai, catalysts 2020.
7. Recent advances, practical challenges, and perspectives of intermediate temperature solid oxide fuel cell cathodes Amanda Ndubuisi, Sara Abouali, Kalpana Singh and VenkataramanThangadurai, J. Mater. Chem. A, 2022.
8. Review of next generation photovoltaic solar cell technology and comparative materialistic development Neeraj Kant, Pushpendra Singh, Materials Today: Proceedings, 2022.

CES335

GREEN TECHNOLOGY

**L T P C
3 0 0 3**

COURSE OBJECTIVE:

- To acquire knowledge on green systems and the environment, energy technology and efficiency, and sustainability.
- To provide green engineering solutions to energy demand, reduced energy footprint.

UNIT I PRINCIPLES OF GREEN CHEMISTRY

9

Historical Perspectives and Basic Concepts. The twelve Principles of Green Chemistry and green engineering. Green chemistry metrics- atom economy, E factor, reaction mass efficiency, and other green chemistry metrics, application of green metrics analysis to synthetic plans.

UNIT II POLLUTION TYPES

9

Pollution – types, causes, effects, and abatement. Waste – sources of waste, different types of waste, chemical, physical and biochemical methods of waste minimization and recycling.

UNIT III GREEN REAGENTS AND GREEN SYNTHESIS

9

Environmentally benign processes- alternate solvents- supercritical solvents, ionic liquids, water as a reaction medium, energy-efficient design of processes- photo, electro and sono chemical methods, microwave-assisted reactions

UNIT IV DESIGNING GREEN PROCESSES

9

Safe design, process intensification, in process monitoring. Safe product and process design – Design for degradation, Real-time Analysis for pollution prevention, inherently safer chemistry for accident prevention

UNIT V GREEN NANOTECHNOLOGY 9

Nanomaterials for water treatment, nanotechnology for renewable energy, nanotechnology for environmental remediation and waste management, nanotechnology products as potential substitutes for harmful chemicals, environmental concerns with nanotechnology

TOTAL: 45 PERIODS**COURSE OUTCOMES****CO1:** To understand the principles of green engineering and technology**CO2:** To learn about pollution using hazardous chemicals and solvents**CO3:** To modify processes and products to make them green and safe.**CO4:** To design processes and products using green technology**CO5:** To understand advanced technology in green synthesis**TEXT BOOKS**

1. Green technology and design for the environment, Samir B. Billatos, Nadia A. Basaly, Taylor & Francis, Washington, DC, ©1997
2. Green Chemistry – An introductory text - M. Lancaster, RSC, 2016.
3. Green chemistry metrics - Alexi Lapkin and david Constable (Eds) ,Wiley publications,2008

REFERENCE

1. Environmental chemistry, Stanley E Manahan, Taylor and Francis, 2017

**CES336 ENVIRONMENTAL QUALITY MONITORING AND ANALYSIS L T P C
3 0 0 3****COURSE OBJECTIVES:**

- To understand and study the complexity of the environment in relation to pollutants generated due to industrial activity.
- To analyze the quality of the environmental parameters and monitor the same for the purpose of environmental risk assessment.

UNIT I: ENVIRONMENTAL MONITORING AND STANDARDS 9

Introduction- Environmental Standards- Classification of Environmental Standards- Global Environmental Standards- Environmental Standards in India- Ambient air quality standards- water quality standard- Environmental Monitoring-Need for environmental monitoring- Concepts of environmental monitoring- Techniques of Environmental Monitoring.

UNIT II: MONITORING OF ENVIRONMENTAL PARAMETERS 9

Current Environmental Issues- Global Environmental monitoring programme-International conventions- Application of Environmental Monitoring- Atmospheric Monitoring - screening parameters – Significance of environmental sampling- sampling methods – water sampling - sampling of ambient air-sampling of flue gas.

UNIT III: ANALYTICAL METHODS FOR ENVIRONMENTAL MONITORING 9

Classification of Instrumental Method- Analysis of Organic Pollutants by Spectrophotometric methods -Determination of nitrogen, phosphorus and, chemical oxygen demand (COD) in sewage; Biochemical oxygen demand (BOD)- Sampling techniques for air pollution measurements; analysis of particulates and air pollutants like oxides of nitrogen, oxides of sulfur, carbon monoxide, hydrocarbon; Introduction to advanced instruments for environmental analysis

UNIT IV : ENVIRONMENTAL MONITORING PROGRAMME (EMP) & RISKASSESSMENT 9

Water quality monitoring programme- national water quality monitoring- Parameters for National Water Quality Monitoring- monitoring protocol; Process of risk assessment- hazard identification- exposure assessment- dose-response assessment; risk characterization.

UNIT V: AUTOMATED DATA ACQUISITION AND PROCESSING**9**

Data Acquisition for Process Monitoring and Control - The Data Acquisition System - Online Data Acquisition, Monitoring, and Control - Implementation of a Data Management System - Review of Observational Networks -Sensors and transducers- classification of transducers- data acquisition system- types of data acquisition systems- data management and quality control; regulatory overview.

TOTAL: 45 PERIODS**COURSE OUTCOMES**

After completion of this course, the students will know

CO1 Basic concepts of environmental standards and monitoring.

CO2 the ambient air quality and water quality standards;

CO3 the various instrumental methods and their principles for environmental monitoring

CO4 The significance of environmental standards in monitoring quality and sustainability of the environment.

CO5 the various ways of raising environmental awareness among the people.

CO6 Know the standard research methods that are used worldwide for monitoring the environment.

TEXTBOOKS

1. Environmental monitoring Handbook, Frank R. Burden, © 2002 by The McGraw-Hill Companies, Inc.
2. Handbook of environmental analysis: chemical pollutants in the air, water, soil, and solid wastes / Pradyot Patnaik, © 1997 by CRC Press, Inc

REFERENCES

1. Environmental monitoring / edited by G. Bruce Wiersma, © 2004 by CRC Press LLC.
2. H. H. Willard, L. L. Merit, J. A. Dean and F. A. Settle, Instrumental Methods of Analysis, CBP Publishers and Distributors, New Delhi, 1988.
3. Heaslip, G. (1975) Environmental Data Handling. John Wiley & Sons. New York.

CO's- PO's & PSO's MAPPING

Course Outcomes	Program Outcomes														
	PO 1	PO 2	PO 3	PO 4	PO 5	PO 6	PO 7	PO 8	PO 9	PO 10	PO 11	PO 12	PS O1	PS O2	PS O3
CO1	1	1	1	-	-	-	-	-	-	-	-	-	3	-	-
CO2	1	1	1	1	1	-	-	-	1	-	2	2	2	1	1
CO3	1	1	2	1	1	-	-	-	2	-	1	1	1	-	-
CO4	1	2	3	3	1	-	-	-	2	-	3	3	1	-	-
CO5	1	1	3	2	1	-	-	-	3	-	3	1	2	-	-
CO6	3	2	3	3	2	-	-	-	3	-	3	3	3	1	1
Over all	3	2	3	3	2	-	-	-	3	-	3	3	3	1	1

CES337 INTEGRATED ENERGY PLANNING FOR SUSTAINABLE DEVELOPMENT**L T P C
3 0 0 3****COURSE OBJECTIVES:**

- To create awareness on the energy scenario of India with respect to world
- To understand the fundamentals of energy sources, energy efficiency and resulting environmental implications of energy utilisation
- Familiarisation on the concept of sustainable development and its benefits
- Recognize the potential of renewable energy sources and its conversion technologies for attaining sustainable development
- Acquainting with energy policies and energy planning for sustainable development

- UNIT I ENERGY SCENARIO 9**
Comparison of energy scenario – India and World (energy sources, generation mix, consumption pattern, T&D losses, energy demand, per capita energy consumption) – energy pricing – Energy security
- UNIT II ENERGY AND ENVIRONMENT 9**
Conventional Energy Sources - Emissions from fuels – Air, Water and Land pollution – Environmental standards - measurement and controls
- UNIT III SUSTAINABLE DEVELOPMENT 9**
Sustainable Development: Concepts and Stakeholders, Sustainable Development Goal (SDG) - Social development: Poverty, conceptual issues and measures, impact of poverty. Globalization and Economic growth - Economic development: Economic inequalities, Income and growth.
- UNIT IV RENEWABLE ENERGY TECHNOLOGY 9**
Renewable Energy – Sources and Potential – Technologies for harnessing from Solar, Wind, Hydro, Biomass and Oceans – Principle of operation, relative merits and demerits
- UNIT V ENERGY PLANNING FOR SUSTAINABLE DEVELOPMENT 9**
National & State Energy Policy - National solar mission - Framework of Central Electricity Authority - National Hydrogen Mission - Energy and climate policy - State Energy Action Plan, RE integration, Road map for ethanol blending, Energy Efficiency and Energy Mix

TOTAL: 45 PERIODS**COURSE OUTCOMES:**

Upon completion of this course, the students will be able to

CO1 Understand the world and Indian energy scenario**CO2** Analyse energy projects, its impact on environment and suggest control strategies**CO3** Recognise the need of Sustainable development and its impact on human resource development**CO4** Apply renewable energy technologies for sustainable development**CO5** Fathom Energy policies and planning for sustainable development.**REFERENCES:**

1. Energy Manager Training Manual (4Volumes) available at <http://www.em-ea.org/gbook1.asp>, a website administered by Bureau of Energy Efficiency (BEE), a statutory body under Ministry of Power, Government of India.2004
2. Robert Ristirer and Jack P. Kraushaar, “Energy and the environment”, Willey, 2005.
3. Godfrey Boyle, “Renewable Energy, Power for a Sustainable Future”, Oxford University Press, U.K., 2012
4. Twidell, J.W. & Weir A., “Renewable Energy Resources”, EFNSpon Ltd., UK, 2015.
5. Dhandapani Alagiri, Energy Security in India Current Scenario, The ICFAI University Press, 2006.
6. M.H. Fulekar, Bhawana Pathak, R K Kale, “Environment and Sustainable Development” Springer, 2016
7. <https://www.niti.gov.in/verticals/energy>

CES338 ENERGY EFFICIENCY FOR SUSTAINABLE DEVELOPMENT L T P C
3 0 0 3

COURSE OBJECTIVES:

- To understand the types of energy sources, energy efficiency and environmental implications of energy utilisation

- To create awareness on energy audit and its impacts
- To acquaint the techniques adopted for performance evaluation of thermal utilities
- To familiarise on the procedures adopted for performance evaluation of electrical utilities
- To learn the concept of sustainable development and the implication of energy usage

UNIT I ENERGY AND ENVIRONMENT 9

Primary energy sources - Coal, Oil, Gas – India Vs World with respect to energy production and consumption, Climate Change, Global Warming, Ozone Depletion, UNFCCC, COP

UNIT II ENERGY AUDITING 9

Need and types of energy audit. Energy management (audit) approach-understanding energy costs, bench marking, energy performance, matching energy use to requirement, maximizing system efficiencies, optimizing the input energy requirements, fuel & energy substitution, energy audit instruments

UNIT III ENERGY EFFICIENCY IN THERMAL UTILITIES 9

Energy conservation avenues in steam generation and utilisation, furnaces, Thermic Fluid Heaters. Insulation and Refractories - Commercial waste heat recovery devices: recuperator, regenerator, heat pipe, heat exchangers (Plate, Shell & Tube), heat pumps, and thermocompression

UNIT IV ENERGY CONSERVTION IN ELECTRICAL UTILITIES 9

Demand side management - Power factor improvement – Energy efficient transformers - Energy conservation avenues in Motors, HVAC, fans, blowers, pumps, air compressors, illumination systems and cooling towers

UNIT V SUSTAINABLE DEVELOPMENT 9

Sustainable Development: Concepts and Stakeholders, Sustainable Development Goal (SDG). Globalization and Economic growth. Economic development: Economic inequalities, Income and growth. Social development: Poverty, conceptual issues and measures, impact of poverty,

TOTAL : 45 PERIODS

COURSE OUTCOMES:

Upon completion of this course, the students will be able to

- CO1** Understand the prevailing energy scenario
- CO2** Familiarise on energy audits and its relevance
- CO3** Apply the concept of energy audit on thermal utilities
- CO4** Employ relevant techniques for energy improvement in electrical utilities
- CO5** Understand Sustainable development and its impact on human resource development

REFERENCES:

1. Energy Manager Training Manual (4Volumes) available at [http://www.em-
ea.org/gbook1.asp](http://www.em-
ea.org/gbook1.asp), a website administered by Bureau of Energy Efficiency (BEE), a statutory body under Ministry of Power, Government of India.2004
2. Eastop.T.D& Croft D.R, “Energy Efficiency for Engineers and Technologists”, Logman Scientific & Technical, ISBN-0-582-03184, 1990
3. W.R. Murphy and G. McKay “Energy Management” Butterworths, London 1987
4. Pratap Bhattacharyya, “Climate Change and Greenhouse Gas Emission”, New India Publishing Agency- Nipa,2020
5. Matthew John Franchetti , Defne Apul “Carbon Footprint Analysis: Concepts, Methods, Implementation, and Case Studies” CRC Press,2012
6. Robert A. Ristinen, Jack J. Kraushaar, Jeffrey T. Brack, “Energy and the Environment”, 4th Edition,Wiley,2022
7. M.H. Fulekar,Bhawana Pathak, R K Kale,“Environment and Sustainable Development” Springer,2016
8. Sustainable development in India: Stocktaking in the run up to Rio+20: Report prepared by TERI for MoEF, 2011.